


Spherical and Roller Thrust Bearings



Product Reference & Interchange Catalog

CATALOG
2008



CONSOLIDATED BEARINGS COMPANY

Ten Wing Drive, Cedar Knolls, New Jersey 07927-1099

Tel: (973) 539-8300

Toll Free: 1-877-CON-BRG4

Fax: (973) 539-5902

(266-2744)

E-mail: sales@consbrgs.com Web Site: www.consbrgs.com

The contents of this catalog are the copyright of the publisher and may not be reproduced (including extracts) unless permission is granted in writing by Consolidated Bearings Company, Cedar Knolls, New Jersey. Every care has been taken to ensure the accuracy of the data contained in this catalog. No liability can be accepted for any errors, omissions or manufacturing design changes.

Price per copy - \$75.00

© Copyright 2008, Consolidated Bearings Co.



About the Company...

Consolidated Bearings Company, founded in 1932 by William F. Meerwarth, was originally established as a bearing rebuilder and manufacturer. In 1934 **Consolidated** obtained the exclusive contract to represent the SRO Ball Bearing Company of Zürich, Switzerland for sales of its products in the United States.

During World War II, when importing from Europe became non-existent, **Consolidated** concentrated its efforts in its Bearing Rebuilding Division. This Division added many valuable contributions to the War Effort in repairing and rebuilding worn bearings on an emergency basis. For their efforts, **Consolidated** earned the Army/Navy "E" Award.

Soon after the war, **Consolidated** reactivated its Import Division by representing several major European bearing manufacturers. Selling exclusively to Bearing Distributors and OEM Accounts, **Consolidated** established a network of sales offices and district warehouses throughout the United States to provide prompt and efficient service to all its customers.

In 1969, **Consolidated** built and moved to its present location in Cedar Knolls, New Jersey, a suburb West of New York City. Since then, **Consolidated** has twice increased the size of its facilities to keep up with its expanding product line. The most recent enlargement added another 125,000 square feet of warehouse space.

Consolidated is constantly looking at new products and new technologies to meet the future needs of its customers. The goal at **Consolidated** is to provide its customers with the most reliable service possible.

Abbreviations / Brands - Manufacturers

The following is a list of abbreviation/brands we have used in this catalog to identify the manufacturers and their respective country of origin.

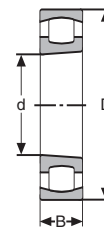
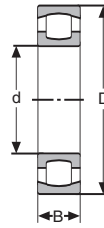
BRAND	MANUFACTURER
ADR	Les Applications du Roulement - Div. of SKF Europe - France
AETNA	Aetna Bearing Co. - U.S.A.
AMERICAN	American Roller Bearing Co. - U.S.A.
ANDREWS	Andrews Bearing Corp. – Subs. of MPB Corp. – U.S.A.
AURORA	Aurora Bearing Co. – U.S.A.
BAL	Emil Baltzer - Germany
4 BARDEN	The Barden Corp. - Div. of Industrierwerk Schaeffler-Germany & USA.
BCA	BCA Bearing Div. - Federal Mogul - U.S.A.
BERLISS	Berliss Bearing Co. - U.S.A.
BOWER	Bower Bearing Div. - Federal Mogul - U.S.A.
CFW	Carl Freudenberg - Germany
CORLETT-TURNER	Corlett-Turner Co. - U.S.A.
ELGES	Helmut Elges GmbH - Germany
3 FAF	Fafnir Bearing - Div. of The Torrington Co. - U.S.A.- Subsidiary of Timken Bearing Co.
4 FAG	FAG Kugelfischer Georg Schafer & Co. - Germany and U.S.A. Subs. of Industrierwerk Schaeffler-Germany & USA.
FBC	Fafnir Bearing Co. Ltd. - England
FED/Schatz	Schatz Federal Bearing Co. Inc. - U.S.A.
GOETZE	Goetzewerka - Germany
HEIM	Heim Bearings Div. – Roller Bearing Co. of America – U.S.A.
1 HOFF	Hoffmann Manufacturing Co. - U.S.A. - England
HYATT	New Departure Hyatt - Hyatt Bearings Div. - U.S.A.
INA	Industrierwerk Schaeffler - Germany & U.S.A.
ISC	Ishii Steel Ball Co. Ltd. – Div. of Genbearco International Corp. - Japan
KACO	Kupfer-Asbest Co. - Germany
KAYDON	Kaydon Corp. - U.S.A.
McGILL	McGill Manufacturing Co. - U.S.A.
MRC	MRC Bearings - Div. of SKF Industries - U.S.A.
NACHI	Nachi-Fujikoshi Corp. - Japan
NADELLA	Nadella Societe Anoyma - France
ND	New Departure Hyatt - U.S.A.
2 NH	Norma Hoffmann Bearing Corporation - U.S.A.
NICE	Nice Ball Bearing Co. - Div. SKF Industries - U.S.A.
NMB	Nippon Miniature Bearing Co. Ltd. – Japan
NSK	NSK Bearing Corp. - Japan
NTN	NTN-Toyo Bearing Co. Ltd. - Japan
RBC	Roller Bearing Co. of America - U.S.A.
RHP	Ransome Hoffmann Pollard Ltd. - England
1 R&M	Ransome & Marles Bearing Co. Ltd - England
RIV	RIV - SKF - Italy
RMB	Landis & Gyr, Inc. - U.S.A.
ROLLWAY	Rollway Bearing Div. - Lipe-Rollway Corp. - U.S.A.
SEALMASTER	Sealmaster Bearing Div. - Emerson Electric - U.S.A.
SKF	SKF Industries - U.S.A, Sweden, England, Germany, France
SMITH	Smith Bearing Co. - U.S.A.
SNR	Societe Nouvelle de Roulements - France
SPHERCO	Spherco Bearing Div. – Emerson Electric – U.S.A.
2 SRO	J. Schmid-Roost Ltd. - Switzerland
STAR	Deutsche Star Kugelhalter GmbH - Germany
STEYR	Steyr-Walzlager GmbH - Subs. of SKF Industries - Austria
THOMSON	Thomson Industries Inc. - U.S.A.
TORRINGTON	The Torrington Company - U.S.A.- Subsidiary of Timken Bearing Co.

¹ These manufacturers have been reorganized to form RHP - Ransome Hoffmann Pollard Ltd.

² These manufacturers have been purchased by FAG. Therefore, these brands are no longer in use.

³ These manufacturers have been reorganized to form a subsidiary of Timken Bearing Co

⁴ These manufacturers have been reorganized to form a division of Industrierwerk Schaeffler-Germany & USA.



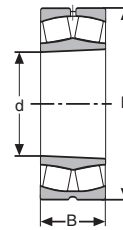
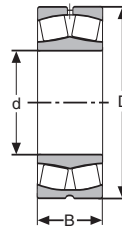
Tapered Bore - 1:12

SPHERICAL ROLLER BEARINGS

Consolidated No.	Dimensions (Metric)			Approx. Wgt. (lbs.)	Interchange FAG SKF
	d	D	B		
20204	20	47	14	.200	20204
20205	25	52	15	.320	20205
20206	30	62	16	.530	20206
20207	35	72	17	.750	20207
20208	40	80	18	.970	20208
20209	45	85	19	1.100	20209
20210	50	90	20	1.240	20210
20211	55	100	21	1.600	20211
20212	60	110	22	2.110	20212
20213	65	120	23	2.690	20213
20214	70	125	24	2.840	20214
20215	75	130	25	3.130	20215
20216	80	140	26	3.900	20216
20217	85	150	28	4.850	20217
20218	90	160	30	6.040	20218
20219	95	170	32	7.010	20219
20220	100	180	34	8.750	20220
20221	105	190	36	10.200	20221
20222	110	200	38	12.200	20222
20224	120	215	40	14.400	20224
20226	130	230	40	16.100	20226
20228	140	250	42	20.100	20228
20230	150	270	45	25.800	20230
20232	160	290	48	32.000	20232
20234	170	310	52	40.100	20234
20236	180	320	52	41.700	20236
20238	190	340	55	49.400	20238
20240	200	360	58	60.000	20240
20244	220	400	65	82.452	-
20248	240	440	72	110.671	-
20252	260	480	80	150.354	-
20304	20	52	15	.390	20304
20305	25	62	17	.610	20305
20306	30	72	19	.900	20306
20307	35	80	21	1.200	20307
20308	40	90	23	1.550	20308
20309	45	100	25	2.250	20309
20310	50	110	27	2.910	20310
20311	55	120	29	3.810	20311
20312	60	130	31	4.670	20312
20313	65	140	33	5.800	20313
20314	70	150	35	6.900	20314
20315	75	160	37	8.200	20315
20316	80	170	39	9.830	20316
20317	85	180	41	11.900	20317
20318	90	190	43	13.900	20318

NOTE:

- 1.) The above series is available with either: Stamped Steel Cage - no suffix; Glass fibre cage - suffix "T"; Machined Bronze Cage - suffix "M".
- 2.) Limited stock available. The above series is being replaced by the 21300 series.
- 3.) Also available with tapered bore. Add suffix "K" to bearing number (taper 1:12).
- 4.) C/3 internal clearances are available on all of the above sizes.



Tapered Bore - 1:12

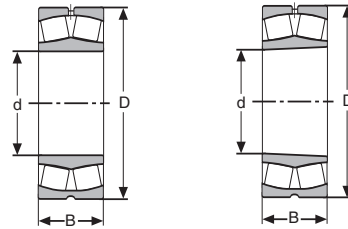
SPHERICAL ROLLER BEARINGS*

Consolidated No.	Dimensions (Metric)			Approx. Wgt. (lbs.)	Interchange	
	d	D	B		FAG	SKF
23836 W/33	180	225	34	7.210	23836S	-
23838 W/33	190	240	37	9.260	23838S	-
23840 W/33	200	250	37	9.770	23840S	-
23844 W/33	220	270	37	10.670	23844S	-
23848 W/33	240	300	45	17.220	23848BS	-
23852 W/33	260	320	45	18.260	23852B	-
23856 W/33	280	350	52	26.680	23856	-
23860 W/33	300	380	60	38.360	23860	23860
23864 W/33	320	400	60	40.790	23864	-
23868 W/33	340	420	60	42.990	23868	-
23872 W/33	360	440	60	45.200	23872	-
23876 W/33	380	480	75	76.060	23876	-
23880 W/33	400	500	75	80.470	23880	-
23884 W/33	420	520	75	83.120	23884	-
23888 W/33	440	540	75	87.090	23888	-
23892 W/33	460	580	90	133.160	23892	-
23896 W/33	480	600	90	138.010	23896	23896
238/500 W/33	500	620	90	142.200	238/500B	238/500
238/530 W/33	530	650	90	150.800	238/530	-
238/560 W/33	560	680	90	157.630	238/560	-
238/600 W/33	600	730	98	198.200	238/600	-
238/630 W/33	630	780	112	279.990	238/630	238/630
238/670 W/33	670	820	112	295.420	238/670B	238/670
238/710 W/33	710	870	118	352.740	238/710	238/710
238/750 W/33	750	920	128	427.690	238/750B	238/750
238/800 W/33	800	980	136	507.060	238/800B	-
238/850 W/33	850	1030	136	542.340	238/850	238/850
238/900 W/33	900	1090	140	626.110	238/900B	-
238/950 W/33	950	1150	150	747.360	238/950	-
238/1000 W/33	1000	1220	165	956.800	238/1000	238/1000
238/1060 W/33	1060	1280	165	1003.100	238/1060	238/1060
238/1120 W/33	1120	1360	180	1250.010	238/1120	-
238/1180 W/33	1180	1420	180	1316.150	238/1180B	238/1180
238/1250 W/33	1250	1500	185	1510.150	238/1250	-
238/1320 W/33	1320	1600	206	1993.000	238/1320	-
238/1400 W/33	1400	1700	224	2469.000	238/1400	-
238/1500 W/33	1500	1820	243	3064.000	238/1500	-
238/1600 W/33	1600	1950	265	3946.000	238/1600	-
238/1700 W/33	1700	2060	272	4387.000	238/1700	-
238/1800 W/33	1800	2180	290	5225.000	238/1800	-
238/1900 W/33	1900	2300	300	6019.000	238/1900	-
238/2000 W/33	2000	2430	325	7363.000	238/2000	-

*This series is available in tapered bore - suffix "K" (Taper 1:12)

NOTE:

- 1.) Suffix "W/33" - lubrication groove and holes in outer ring.
- 2.) C/2, C/3 and C/4 internal clearances are also available.



Tapered Bore - 1:12

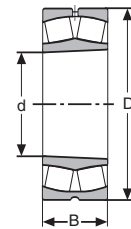
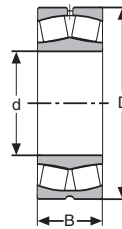
SPHERICAL ROLLER BEARINGS*

Consolidated No.	Dimensions (Metric)			Approx. Wgt. (lbs.)	Interchange			
	d	D	B		FAG	SKF	Torrington	Torrington (Old No.)
23922 W/33	110	150	30	3.570	-	-	-	-
23924 W/33	120	165	34	5.070	-	-	-	120 SD 39
23926 W/33	130	180	37	6.600	-	23926	23926	130 SD 39
23928 W/33	140	190	37	7.080	-	23928	23928	140 SD 39
23930 W/33	150	210	45	11.230	-	-	23930	150 SD 39
23932 W/33	160	220	45	11.870	-	23932	23932	160 SD 39
23934 W/33	170	230	45	12.500	-	-	23934	170 SD 39
23936 W/33	180	250	52	17.800	23936S.MB	23936 CC	23936	180 SD 39
23938 W/33	190	260	52	18.500	23938S.MB	23938 CAC	23938	190 SD 39
23940 W/33	200	280	60	26.500	23940S.MB	23940 CC	23940	200 SD 39
23944 W/33	220	300	60	28.700	23944S.MB	23944 CC	23944	220 SD 39
23948 W/33	240	320	60	30.900	23948 MB	23948 CC	23948	240 SD 39
23952 W/33	260	360	75	52.900	23952 MB	23952 CC	23952	260 SD 39
23956 W/33	280	380	75	55.100	23956 MB	23956 CAC	23956	280 SD 39
23960 W/33	300	420	90	88.200	23960B.MB	23960 CAC	23960	300 SD 39
23964 W/33	320	440	90	92.600	23964 MB	23964 CAC	23964	320 SD 39
23968 W/33	340	460	90	97.000	23968 MB	23968 CA	23968	340 SD 39
23972 W/33	360	480	90	101.000	23972 MB	23972 CA	23972	360 SD 39
23976 W/33	380	520	106	152.000	23976 MB	23976 CA	23976	380 SD 39
23980 W/33	400	540	106	159.000	23980B.MB	23980 CAC	23980	400 SD 39
23984 W/33	420	560	106	165.000	23984 MB	23984 CAC	23984	420 SD 39
23988 W/33	440	600	118	225.000	23988 MB	23988 CAC	23988	440 SD 39
23992 W/33	460	620	118	234.000	23992B.MB	23992 CA	23992	460 SD 39
23996 W/33	480	650	128	280.000	23996B.MB	23996 CA	23996	480 SD 39
239/500 W/33	500	670	128	291.000	239/500 MB	239/500 CA	239/500	500 SD 39
239/530 W/33	530	710	136	346.000	239/530 MB	239/530 CA	239/530	530 SD 39
239/560 W/33	560	750	140	397.000	239/560B.MB	239/560 CA	239/560	560 SD 39
239/600 W/33	600	800	150	478.000	239/600B.MB	239/600 CA	239/600	600 SD 39
239/630 W/33	630	850	165	613.000	239/630B.MB	239/630 CA	239/630	630 SD 39
239/670 W/33	670	900	170	701.000	239/670B.MB	239/670 CA	239/670	670 SD 39
239/710 W/33	710	950	180	818.000	239/710 MB	239/710 CA	239/710	710 SD 39
239/750 W/33	750	1000	185	924.000	239/750 MB	239/750 CA	239/750	750 SD 39
239/800 W/33	800	1060	195	1076.000	239/800B.MB	239/800 CA	239/800	800 SD 39
239/850 W/33	850	1120	200	1215.000	239/850 MB	239/850 CA	239/850	850 SD 39
239/900 W/33	900	1180	206	1369.000	239/900 MB	239/900	239/900	900 SD 39
239/950 W/33	950	1250	224	1650.000	-	239/950	239/950	950 SD 39
239/1000 W/33	1000	1320	236	1990.750	-	-	239/1000	1000 SD 39
239/1060 W/33	1060	1400	250	2450.000	-	239/1060	239/1060	1060 SD 39
239/1120 W/33	1120	1460	250	2513.240	-	-	239/1120	1120 SD 39
239/1180 W/33	1180	1540	272	3100.000	-	239/1180	239/1180	1180 SD 39
239/1250 W/33	1250	1630	280	3594.000	-	-	239/1250	1250 SD 39
239/1320 W/33	1320	1720	300	4299.000	-	-	-	-
239/1400 W/33	1400	1820	315	5005.000	-	-	-	-
239/1500 W/33	1500	1950	335	6173.000	-	-	-	-
239/1600 W/33	1600	2060	345	6812.000	-	-	-	-
239/1700 W/33	1700	2180	355	7760.000	-	-	-	-
239/1800 W/33	1800	2300	375	9017.000	-	-	-	-
239/1900 W/33	1900	2430	400	10759.000	-	-	-	-

* This series is available in tapered bore - suffix "K" (taper 1:12).

NOTE:

- 1.) Suffix - W/33 - Lubricating groove and holes in outer rings.
- 2.) C/2, C/3 and C/4 internal clearances are also available.



Tapered Bore - 1:12

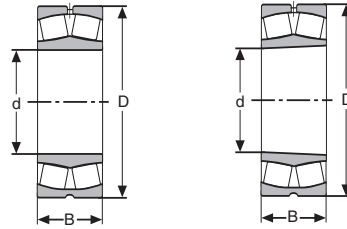
SPHERICAL ROLLER BEARINGS*

Consolidated No.	Dimensions (Metric)			Approx. Wgt. (lbs.)	Interchange			Torrington (Old No.)
	d	D	B		FAG	SKF	Torrington	
23014 W/33	70	110	30	2.400	-	-	-	-
23015 W/33	75	115	30	2.557	-	-	-	-
23016 W/33	80	125	34	3.549	-	-	-	-
23017 W/33	85	130	34	3.704	-	-	-	-
23018 W/33	90	140	37	4.828	-	-	-	-
23019 W/33	95	145	37	5.000	-	-	-	-
23020 W/33	100	150	37	5.225	-	-	-	-
** 23022 W/33	110	170	45	8.730	23022 S.MB	-	-	-
** 23024 W/33	120	180	46	9.590	23024 S.MB	23024 LB	23024	120 SD 30
** 23026 W/33	130	200	52	14.000	23026 S.MB	23026 LB	23026	130 SD 30
** 23028 W/33	140	210	53	15.100	23028 S.MB	23028 LB	23028	140 SD 30
** 23030 W/33	150	225	56	18.200	23030 S.MB	23030 LB	23030	150 SD 30
** 23032 W/33	160	240	60	22.500	23032 S.MB	23032 LB	23032	160 SD 30
23034 W/33	170	260	67	29.500	23034 S.MB	23034 LB	23034	170 SD 30
** 23036 W/33	180	280	74	38.800	23036 S.MB	23036 LB	23036	180 SD 30
23038 W/33	190	290	75	41.500	23038 S.MB	23038 LB	23038	190 SD 30
23040 W/33	200	310	82	53.100	23040 S.MB	23040 LB	23040	200 SD 30
23044 W/33	220	340	90	69.500	23044 MB	23044 LB	23044	220 SD 30
23048 W/33	240	360	92	77.000	23048 MB	23048 LB	23048	240 SD 30
23052 W/33	260	400	104	112.000	23052 MB	23052 LB	23052	260 SD 30
23056 W/33	280	420	106	120.000	23056 B.MB	23056 LB	23056	280 SD 30
23060 W/33	300	460	118	167.000	23060 B.MB	23060 LB	23060	300 SD 30
23064 W/33	320	480	121	179.000	23064 B.MB	-	23064	320 SD 30
23068 W/33	340	520	133	238.000	23068 B.MB	-	23068	340 SD 30
23072 W/33	360	540	134	254.000	23072 B.MB	-	23072	360 SD 30
23076 W/33	380	560	135	269.000	23076 B.MB	-	23076	380 SD 30
23080 W/33	400	600	148	342.000	23080 B.MB	-	23080	400 SD 30
23084 W/33	420	620	150	362.000	23084 B.MB	-	23084	420 SD 30
23088 W/33	440	650	157	415.000	23088 B.MB	-	23088	440 SD 30
23092 W/33	460	680	163	474.000	23092 B.MB	-	23092	460 SD 30
23096 W/33	480	700	165	496.000	23096 B.MB	-	23096	480 SD 30
230/500 W/33	500	720	167	518.000	230/500 B.MB	-	230/500	500 SD 30
230/530 W/33	530	780	185	686.000	230/530 MB	-	230/530	530 SD 30
230/560 W/33	560	820	195	796.000	230/560 B.MB	-	230/560	560 SD 30
230/600 W/33	600	870	200	904.000	230/600 B.MB	-	230/600	600 SD 30
230/630 W/33	630	920	212	1090.000	230/630 B.MB	-	230/630	630 SD 30
230/670 W/33	670	980	230	1339.000	230/670 B.MB	-	230/670	670 SD 30
230/710 W/33	710	1030	236	1475.000	230/710 B.MB	-	230/710	710 SD 30
230/750 W/33	750	1090	250	1777.000	230/750	-	230/750	750 SD 30
230/800 W/33	800	1150	258	1997.000	230/800	-	230/800	800 SD 30
230/850 W/33	850	1220	272	2381.000	-	-	230/850	850 SD 30
230/900 W/33	900	1280	280	2668.000	-	-	230/900	900 SD 30
230/950 W/33	950	1360	300	3241.000	-	-	230/950	950 SD 30
230/1000 W/33	1000	1420	308	3594.000	-	-	230/1000	1000 SD 30
230/1060 W/33	1060	1500	325	4211.000	-	-	230/1060	1060 SD 30
230/1120 W/33	1120	1580	345	4872.000	-	-	230/1120	1120 SD 30
230/1180 W/33	1180	1660	355	5533.000	-	-	230/1180	1180 SD 30
230/1250 W/33	1250	1750	375	6450.000	-	-	230/1250	1250 SD 30
230/1320 W/33	1320	1850	400	7716.000	-	-	-	-
230/1400 W/33	1400	1950	412	8664.000	-	-	-	-
230/1500 W/33	1500	2120	462	11905.000	-	-	-	-

* This series is available in tapered bore - suffix "K" (taper 1:12).
 ** These sizes are also available in high capacity design - suffix "E".

NOTE:

- 1.) Suffix "W/33" - lubrication groove and holes in outer ring.
- 2.) C/2, C/3 and C/4 internal clearances are also available.
- 3.) High capacity bearings (suffix "E") are equipped with cages of glass fibre reinforced polyamide 66 material or steel cages (suffix "J").



Tapered Bore - 1:30

SPHERICAL ROLLER BEARINGS*

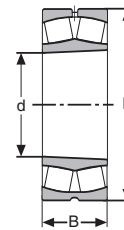
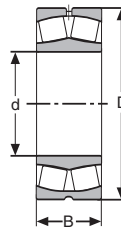
Consolidated No.	Dimensions (Metric)			Approx. Wgt. (lbs.)	Interchange			
	d	D	B		FAG	SKF	Torrington	Torrington (Old No.)
24015 W/33	75	115	40	3.400	-	24015 CC	-	-
24020 W/33	100	150	50	6.900	-	-	-	-
24022 W/33	110	170	60	11.177	-	-	-	-
** 24024 W/33	120	180	60	12.000	24024 S.MB	24024 CC	24024 SD	-
** 24026 W/33	130	200	69	17.500	24026 S.MB	24026 CC	24026 SD	-
** 24028 W/33	140	210	69	19.000	24028 S.MB	24028 CC	24028 SD	-
** 24030 W/33	150	225	75	23.000	24030 S.MB	24030 CC	24030 SD	-
** 24032 W/33	160	240	80	28.500	24032 S.MB	24032 CC	24032 SD	-
24034 W/33	170	260	90	38.500	24034 BS.MB	24034 CC	24034 SD	-
24036 W/33	180	280	100	50.500	24036 BS.MB	24036 CC	24036 SD	180 SD 40
24038 W/33	190	290	100	53.000	24038 BS.MB	24038 CC	24038 SD	190 SD 40
24040 W/33	200	310	109	67.500	24040 BS.MB	24040 CC	24040 SD	200 SD 40
24044 W/33	220	340	118	87.000	24044 B.MB	24044 CC	24044 SD	220 SD 40
24048 W/33	240	360	118	93.500	24048 B.MB	24048 CC	24048 SD	240 SD 40
24052 W/33	260	400	140	140.000	24052 B.MB	24052 CC	24052 SD	260 SD 40
24056 W/33	280	420	140	150.000	24056 B.MB	24056 CC	24056 SD	280 SD 40
24060 W/33	300	460	160	215.000	24060 B.MB	24060 CC	24060 SD	300 SD 40
24064 W/33	320	480	160	220.000	24064 B.MB	24064 C	24064 SD	320 SD 40
24068 W/33	340	520	180	310.000	24068 B.MB	24068 CA	24068 SD	340 SD 40
24072 W/33	360	540	180	320.000	24072 B.MB	24072 CC	24072 SD	360 SD 40
24076 W/33	380	560	180	330.000	24076 B.MB	24076 CA	24076 SD	380 SD 40
24080 W/33	400	600	200	450.000	24080 B.MB	24080 CA	24080 SD	400 SD 40
24084 W/33	420	620	200	475.000	24084 B.MB	24084 CA	24084 SD	420 SD 40
24088 W/33	440	650	212	495.000	24088 B.MB	24088 CA	24088 SD	440 SD 40
24092 W/33	460	680	218	630.000	24092 B.MB	24092 CA	24092 SD	460 SD 40
24096 W/33	480	700	218	660.000	24096 B.MB	24096 CA	24096 SD	480 SD 40
240/500 W/33	500	720	218	675.000	240/500 B.MB	240/500 CA	240/500 SD	500 SD 40
240/530 W/33	530	780	250	935.000	240/530 B.MB	240/530 CA	240/530 SD	530 SD 40
240/560 W/33	560	820	258	1050.000	240/560 B.MB	240/560 CA	240/560 SD	560 SD 40
240/600 W/33	600	870	272	1250.000	240/600 B.MB	240/600 CA	240/600 SD	600 SD 40
240/630 W/33	630	920	290	1500.000	240/630 B.MB	240/630 CAB	240/630 SD	630 SD 40
240/670 W/33	670	980	308	1800.000	-	240/670 CAB	240/670 SD	670 SD 40
240/710 W/33	710	1030	315	2000.000	-	240/710 CA	240/710 SD	710 SD 40
240/750 W/33	750	1090	335	2450.000	-	240/750 CA	240/750 SD	750 SD 40
240/800 W/33	800	1150	345	2645.000	240/800	240/800 CA	240/800 SD	800 SD 40
240/850 W/33	850	1220	365	3153.000	240/850	240/850 CA	240/850 SD	850 SD 40
240/900 W/33	900	1280	375	3527.000	-	240/900	240/900 SD	900 SD 40
240/950 W/33	950	1360	412	4453.000	-	240/950	240/950 SD	950 SD 40
240/1000 W/33	1000	1420	412	4740.000	-	240/1000	240/1000 SD	1000 SD 40
240/1060 W/33	1060	1500	438	5600.000	-	240/1060	240/1060 SD	1060 SD 40
240/1120 W/33	1120	1580	462	6415.000	-	240/1120	240/1120 SD	1120 SD 40
240/1180 W/33	1180	1660	475	7275.000	-	-	240/1180 SD	1180 SD 40
240/1250 W/33	1250	1750	500	8399.000	-	-	240/1250 SD	1250 SD 40
240/1320 W/33	1320	1850	530	10031.000	-	-	-	-
240/1400 W/33	1400	1950	545	11398.000	-	-	-	-

* This series is available in tapered bore - suffix "K30" (taper 1:30).

** These sizes are also available in high capacity design - suffix "E".

NOTE:

- 1.) Suffix "W/33" - lubrication groove and holes in outer ring.
- 2.) C/3, C/4, and C/5 internal clearances are also available.
- 3.) High capacity bearings (suffix "E") are equipped with cages of glass fibre reinforced polyamide 66 material or steel cages (suffix "J").



Tapered Bore - 1:12

SPHERICAL ROLLER BEARINGS*

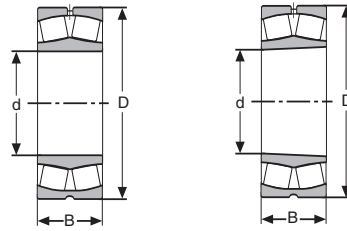
Consolidated No.	Dimensions (Metric)			Approx. Wgt. (lbs.)	Interchange			
	d	D	B		FAG	SKF	Torrington	Torrington (Old No.)
**23120 W/33	100	165	52	9.990	23120 S.MB	23120 CC	23120	-
**23122 W/33	110	180	56	12.700	23122 S.MB	23122 CC	23122	110 SD 31
**23124 W/33	120	200	62	18.400	23124 S.MB	23124 CC	23124	120 SD 31
**23126 W/33	130	210	64	20.100	23126 S.MB	23126 CC	23126	130 SD 31
**23128 W/33	140	225	68	23.800	23128 S.MB	23128 CC	23128	140 SD 31
23130 W/33	150	250	80	36.200	23130 S.MB	23130 CC	23130	150 SD 31
23132 W/33	160	270	86	45.200	23132 S.MB	23132 CC	23132	160 SD 31
23134 W/33	170	280	88	49.400	23134 S.MB	23134 CC	23134	170 SD 31
23136 W/33	180	300	96	62.600	23136 S.MB	23136 CC	23136	180 SD 31
23138 W/33	190	320	104	78.300	23138 MB	23138 CC	23138	190 SD 31
23140 W/33	200	340	112	96.400	23140 B.MB	23140 CC	23140	200 SD 31
23144 W/33	220	370	120	121.000	23144 B.MB	23144 CC	23144	220 SD 31
23148 W/33	240	400	128	149.000	23148 B.MB	23148 CC	23148	240 SD 31
23152 W/33	260	440	144	206.000	23152 MB	23152 CA	23152	260 SD 31
23156 W/33	280	460	146	221.000	23156 B.MB	23156 CA	23156	280 SD 31
23160 W/33	300	500	160	291.000	23160 B.MB	23160 CA	23160	300 SD 31
23164 W/33	320	540	176	377.000	23164 MB	23164 CA	23164	320 SD 31
23168 W/33	340	580	190	476.000	23168 B.MB	23168 CA	23168	340 SD 31
23172 W/33	360	600	192	503.000	23172 MB	23172 CA	23172	360 SD 31
23176 W/33	380	620	194	529.000	23176 MB	23176 CA	23176	380 SD 31
23180 W/33	400	650	200	602.000	23180 B.MB	23180 CA	23180	400 SD 31
23184 W/33	420	700	224	800.000	23184 MB	23184 CA	23184	420 SD 31
23188 W/33	440	720	226	833.000	23188 MB	23188 CA	23188	440 SD 31
23192 W/33	460	760	240	992.000	23192 MB	23192 CA	23192	460 SD 31
23196 W/33	480	790	248	1109.000	23196 MB	23196 CA	23196	480 SD 31
231/500 W/33	500	830	264	1312.000	231/500 B.MB	231/500 CA	231/500	500 SD 31
231/530 W/33	530	870	272	1475.000	231/530 MB	231/530 CA	231/530	530 SD 31
231/560 W/33	560	920	280	1698.000	231/560 MB	231/560 CA	231/560	560 SD 31
231/600 W/33	600	980	300	2059.000	231/600 MB	231/600 CA	231/600	600 SD 31
231/630 W/33	630	1030	315	2381.000	231/630 B.MB	231/630 CA	231/630	630 SD 31
231/670 W/33	670	1090	336	2844.000	231/670 B.MB	231/670 CAB	231/670	670 SD 31
231/710 W/33	710	1150	345	3219.000	231/710 B	231/710 CA	231/710	710 SD 31
231/750 W/33	750	1220	365	3880.000	231/750	231/750 CA	231/750	750 SD 31
231/800 W/33	800	1280	375	4299.000	231/800	231/800 CA	231/800	800 SD 31
231/850 W/33	850	1360	400	5159.000	231/850	231/850 CA	231/850	850 SD 31
231/900 W/33	900	1420	412	5666.000	231/900	-	231/900	900 SD 31
231/950 W/33	950	1500	438	6746.000	231/950	-	231/950	950 SD 31
231/1000 W/33	1000	1580	462	7914.000	231/1000 B	231/1000	231/1000	1000 SD 31
231/1060 W/33	1060	1660	475	8862.000	231/1060	-	231/1060	1060 SD 31
231/1120 W/33	1120	1750	475	9319.300	-	-	231/1120	-
231/1180 W/33	1180	1850	500	11014.200	-	-	231/1180	-
231/1250 W/33	1250	1950	530	12882.200	-	-	231/1250	-

* This series is available in tapered bore - suffix "K" (taper 1:12).

** These sizes are also available in high capacity design - suffix "E".

NOTE:

- 1.) Suffix "W/33" - lubrication groove and holes in outer ring.
- 2.) C/2, C/3 and C/4 internal clearances are also available.
- 3.) High capacity bearings (suffix "E") are equipped with cages of glass fibre reinforced polyamide 66 material or steel cages (suffix "J").



Tapered Bore - 1:30

SPHERICAL ROLLER BEARINGS*

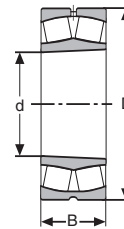
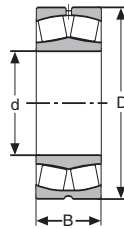
Consolidated No.	Dimensions (Metric)			Approx. Wgt. (lbs.)	Interchange			
	d	D	B		FAG	SKF	Torrington	Torrington (Old No.)
24118 W/33	90	150	60	9.170	24118 S	-	-	-
24120 W/33	100	165	65	12.250	24120 BS	-	-	-
** 24122 W/33	110	180	69	15.000	24122 ES.TVPB	24122 CC	24122	-
** 24124 W/33	120	200	80	22.000	24124 ES.TVPB	24124 CC	24124	-
** 24126 W/33	130	210	80	24.500	24126 ES.TVPB	24126 CC	24126	-
** 24128 W/33	140	225	85	28.500	24128 ES.TVPB	24128 CC	24128	140 SD 41
24130 W/33	150	250	100	43.000	24130 BS	24130 CC	24130	150 SD 41
24132 W/33	160	270	109	55.000	24132 BS	24132 CC	24132	160 SD 41
24134 W/33	170	280	109	58.500	24134 BS	24134 CC	24134	170 SD 41
24136 W/33	180	300	118	74.000	24136 BS	24136 CC	24136	180 SD 41
24138 W/33	190	320	128	92.500	24138 B	24138 CC	24138	190 SD 41
24140 W/33	200	340	140	115.000	24140 B	24140 CC	24140	200 SD 41
24144 W/33	220	370	150	145.000	24144 B	24144 CC	24144	220 SD 41
24148 W/33	240	400	160	180.000	24148 B	24148 CC	24148	240 SD 41
24152 W/33	260	440	180	245.000	24152 B	24152 CC	24152	260 SD 41
24156 W/33	280	460	180	265.000	24156 B	24156 CC	24156	280 SD 41
24160 W/33	300	500	200	340.000	24160 B	24160 CC	24160	300 SD 41
24164 W/33	320	540	218	475.000	24164 B	24164 CA	24164	320 SD 41
24168 W/33	340	580	243	615.000	24168 B	24168 CAB	24168	340 SD 41
24172 W/33	360	600	243	640.000	24172 B	24172 CAB	24172	360 SD 41
24176 W/33	380	620	243	675.000	24176 B	24176 CAB	24176	380 SD 41
24180 W/33	400	650	250	750.000	24180 B	24180 CA	24180	400 SD 41
24184 W/33	420	700	280	1000.000	24184 B	24184 CA	24184	420 SD 41
24188 W/33	440	720	280	1050.000	24188 B	24188 CAB	24188	440 SD 41
24192 W/33	460	760	300	1250.000	24192 B.MB	24192 CAB	24192	460 SD 41
24196 W/33	480	790	308	1400.000	24196 B.MB	24196 CA	24196	480 SD 41
241/500 W/33	500	830	325	1650.000	241/500 B.MB	241/500 CAB	241/500	500 SD 41
241/530 W/33	530	870	335	1850.000	241/530 B.MB	241/530 CAB	241/530	530 SD 41
241/560 W/33	560	920	355	2150.000	241/560 B.MB	241/560 CAB	241/560	560 SD 41
241/600 W/33	600	980	375	2550.000	241/600 B.MB	241/600 CAB	241/600	600 SD 41
241/630 W/33	630	1030	400	3100.000	241/630 B.MB	241/630 CAB	241/630	630 SD 41
241/670 W/33	670	1090	412	3550.000	241/670 B.MB	241/670 CAB	241/670	670 SD 41
241/710 W/33	710	1150	438	4189.000	241/710	241/710 CA	241/710	710 SD 41
241/750 W/33	750	1220	475	5159.000	241/750	-	241/750	750 SD 41
241/800 W/33	800	1280	475	5555.000	241/800	-	241/800	800 SD 41
241/850 W/33	850	1360	500	6548.000	241/850	-	-	-
241/900 W/33	900	1420	515	7231.000	241/900	-	241/900	-
241/950 W/33	950	1500	545	8399.000	241/950	-	241/950	-
241/1000 W/33	1000	1580	580	9417.600	-	-	241/1000	-

* This series is available in tapered bore - suffix "K30" (taper 1:30).

** These sizes are also available in high capacity design - suffix "E".

NOTE:

- 1.) Suffix "W/33" - lubrication groove and holes in outer ring.
- 2.) C/2, C/3 and C/4 internal clearances are also available.
- 3.) High capacity bearings (suffix "E") are equipped with cages of glass fibre reinforced polyamide 66 material or steel cages (suffix "J").



Tapered Bore - 1:12

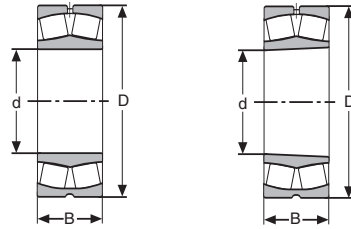
SPHERICAL ROLLER BEARINGS*

Consolidated No.	Dimensions (Metric)			Approx. Wgt. (lbs.)	Interchange			Torrington (Old No.)
	d	D	B		FAG	SKF	Torrington	
**22205 W/33	25	52	18	.420	22205 ES.TVPB	22205 CC	22205	-
**22206 W/33	30	62	20	.640	22206 ES.TVPB	22206 CC	22206	-
**22207 W/33	35	72	23	.970	22207 ES.TVPB	22207 CC	22207	35 SD 22
**22208 W/33	40	80	23	1.210	22208 ES.TVPB	22208 CC	22208	40 SD 22
**22209 W/33	45	85	23	1.300	22209 ES.TVPB	22209 CC	22209	45 SD 22
**22210 W/33	50	90	23	1.410	22210 ES.TVPB	22210 CC	22210	50 SD 22
**22211 W/33	55	100	25	1.920	22211 ES.TVPB	22211 CC	22211	55 SD 22
**22212 W/33	60	110	28	2.600	22212 ES.TVPB	22212 CC	22212	60 SD 22
**22213 W/33	65	120	31	3.420	22213 ES.TVPB	22213 CC	22213	65 SD 22
**22214 W/33	70	125	31	3.640	22214 ES.TVPB	22214 CC	22214	70 SD 22
**22215 W/33	75	130	31	3.820	22215 ES.TVPB	22215 CC	22215	75 SD 22
**22216 W/33	80	140	33	4.870	22216 ES.TVPB	22216 CC	22216	80 SD 22
**22217 W/33	85	150	36	6.150	22217 ES.TVPB	22217 CC	22217	85 SD 22
**22218 W/33	90	160	40	7.830	22218 ES.TVPB	22218 CC	22218	90 SD 22
**22219 W/33	95	170	43	9.040	22219 ES.TVPB	22219 CC	22219	95 SD 22
**22220 W/33	100	180	46	11.600	22220 ES.TVPB	22220 CC	22220	100 SD 22
**22222 W/33	110	200	53	16.500	22222 ES.TVPB	22222 CC	22222	110 SD 22
**22224 W/33	120	215	58	20.700	22224 ES.TVPB	22224 CC	22224	120 SD 22
**22226 W/33	130	230	64	25.400	22226 ES.TVPB	22226 CC	22226	130 SD 22
**22228 W/33	140	250	68	32.500	22228 ES.TVPB	22228 CC	22228	140 SD 22
**22230 W/33	150	270	73	41.300	22230 ES.TVPB	22230 CC	22230	150 SD 22
**22232 W/33	160	290	80	51.200	22232 ES.TVPB	22232 CC	22232	160 SD 22
**22234 W/33	170	310	86	64.000	22234 ES.TVPB	22234 CC	22234	170 SD 22
**22236 W/33	180	320	86	66.400	22236 ES.TVPB	22236 CC	22236	180 SD 22
22238 W/33	190	340	92	81.600	22238 MB	22238 CC	22238	190 SD 22
22240 W/33	200	360	98	98.100	22240 B.MB	22240 CC	22240	200 SD 22
22244 W/33	220	400	108	136.000	22244 B.MB	22244 CC	22244	220 SD 22
22248 W/33	240	440	120	187.000	22248 B.MB	22248 CC	22248	240 SD 22
22252 W/33	260	480	130	243.000	22252 B.MB	22252 CAC	22252	260 SD 22
22256 W/33	280	500	130	251.000	22256 B.MB	22256 CAC	22256	280 SD 22
22260 W/33	300	540	140	320.000	22260 MB	22260 CAC	22260	300 SD 22
22264 W/33	320	580	150	390.000	22264 MB	22264 CAC	22264	320 SD 22
22268 W/33	340	620	165	509.000	-	-	-	-
22272 W/33	360	650	170	622.000	-	22272	-	-
22276 W/33	380	680	175	699.000	-	-	-	-
22280 W/33	400	720	185	750.000	-	-	-	-
22284 W/33	420	760	195	882.000	-	-	-	-
22288 W/33	440	790	200	970.000	-	-	-	-
22292 W/33	460	830	212	1147.000	-	-	-	-
22296 W/33	480	870	224	1323.000	-	-	-	-
222/500 W/33	500	920	243	1632.000	-	-	-	-
222/530 W/33	530	980	258	2017.000	-	-	-	-
222/560 W/33	560	1030	272	2337.000	-	-	-	-
222/600 W/33	600	1090	280	2667.000	-	-	-	-
222/630 W/33	630	1150	300	3175.000	-	-	-	-
222/670 W/33	670	1220	315	3748.000	-	-	-	-
222/710 W/33	710	1280	325	4233.000	-	-	-	-
222/750 W/33	750	1360	345	5093.000	-	-	-	-

* This series is available in tapered bore - suffix "K" (taper 1:12).
 ** These sizes are also available in high capacity design - suffix "E".

NOTE:

- 1.) Sizes 22215 thru 22276 normally available with machined bronze cage suffix "M".
- 2.) Suffix "W/33" - lubrication groove and holes in outer ring.
- 3.) C/2, C/3 and C/4 internal clearances are also available.
- 4.) Vibrating screen bearings - suffix "W/22".
- 5.) High capacity bearings (suffix "E") are equipped with cages of glass fibre reinforced polyamide 66 material or steel cages (suffix "J").



Tapered Bore - 1:12

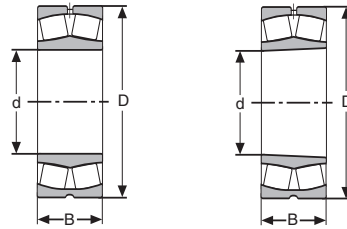
SPHERICAL ROLLER BEARINGS*

Consolidated No.	Dimensions (Metric)			Approx. Wgt. (lbs.)	Interchange			
	d	D	B		FAG	SKF	Torrington	Torrington (Old No.)
23210 W/33	50	90	30	1.865	-	-	-	-
23211 W/33	55	100	33.3	2.557	-	-	-	-
23212 W/33	60	110	36.5	3.395	-	-	-	-
23213 W/33	65	120	38.1	4.277	-	-	-	-
23214 W/33	70	125	39.7	4.674	-	-	-	-
23215 W/33	75	130	41.3	5.093	-	-	-	-
23216 W/33	80	140	44.4	6.327	-	-	-	-
23217 W/33	85	150	49.2	8.157	-	-	-	-
**23218 W/33	90	160	52.4	10.300	23218 S.MB	23218 CC	23218	-
**23220 W/33	100	180	60.3	15.100	23220 S.MB	23220 CC	23220	100 SD 32
**23222 W/33	110	200	69.8	21.800	23222 S.MB	23222 CC	23222	110 SD 32
**23224 W/33	120	215	76	26.900	23224 S.MB	23224 CC	23224	120 SD 32
**23226 W/33	130	230	80	32.000	23226 S.MB	23226 CC	23226	130 SD 32
23228 W/33	140	250	88	41.900	23228 BS.MB	23228 CC	23228	140 SD 32
23230 W/33	150	270	96	54.000	23230 BS.MB	23230 CC	23230	150 SD 32
23232 W/33	160	290	104	68.400	23232 BS.MB	23232 CC	23232	160 SD 32
23234 W/33	170	310	110	82.700	23234 BS.MB	23234 CC	23234	170 SD 32
23236 W/33	180	320	112	87.800	23236 B.MB	23236 CC	23236	180 SD 32
23238 W/33	190	340	120	105.000	23238 B.MB	23238 CC	23238	190 SD 32
23240 W/33	200	360	128	128.000	23240 B.MB	23240 CC	23240	200 SD 32
23244 W/33	220	400	144	180.000	23244 MB	23244 CC	23244	220 SD 32
23248 W/33	240	440	160	243.000	23248 B.MB	23248 CAC	23248	240 SD 32
23252 W/33	260	480	174	318.000	23252 B.MB	23252 CAC	23252	260 SD 32
23256 W/33	280	500	176	337.000	23256 MB	23256 CAC	23256	280 SD 32
23260 W/33	300	540	192	434.000	23260 MB	23260 CAC	23260	300 SD 32
23264 W/33	320	580	208	549.000	23264 MB	23264 CAC	23264	320 SD 32
23268 W/33	340	620	224	650.000	23268 B.MB	23268 CA	23268	340 SD 32
23272 W/33	360	650	232	740.000	23272 B.MB	23272 CA	23272	360 SD 32
23276 W/33	380	680	240	825.000	23276 B.MB	23276 CA	23276	380 SD 32
23280 W/33	400	720	256	990.000	23280	23280 CA	23280	400 SD 32
23284 W/33	420	760	272	1200.000	23284	23284 CA	23284	420 SD 32
23288 W/33	440	790	280	1300.000	23288 B.MB	23288 CA	23288	440 SD 32
23292 W/33	460	830	296	1550.000	23292	23292 CA	23292	460 SD 32
23296 W/33	480	870	310	1750.000	23296	23296 CA	23296	480 SD 32
232/500 W/33	500	920	336	2150.000	-	232/500 CA	232/500	500 SD 32
232/530 W/33	530	980	355	2700.000	-	232/530 CA	232/530	530 SD 32
232/560 W/33	560	1030	365	3060.000	-	232/560 CA	232/560	560 SD 32
232/600 W/33	600	1090	388	3610.000	-	232/600 CA	232/600	600 SD 32
232/630 W/33	630	1150	412	4277.000	-	-	232/630	630 SD 32
232/670 W/33	670	1220	438	5093.000	-	232/670 CA	232/670	670 SD 32
232/710 W/33	710	1280	450	5754.000	-	232/710 CA	232/710	710 SD 32
232/750 W/33	750	1360	475	6834.000	-	232/750 CA	232/750	750 SD 32
232/800 W/33	800	1420	488	7518.000	-	-	232/800	800 SD 32
232/850 W/33	850	1500	515	8642.000	-	-	232/850	850 SD 32

*This series is available in tapered bore - suffix "K" (taper 1:12).
 ** These sizes are also available in high capacity design - suffix "E".

NOTE:

- 1.) Suffix "W/33" - lubrication groove and holes in outer ring.
- 2.) C/2, C/3 and C/4 internal clearances are also available.
- 3.) High capacity bearings (suffix "E") are equipped with cages of glass fibre reinforced polyamide 66 material or steel cages (suffix "J").



Tapered Bore - 1:12

SPHERICAL ROLLER BEARINGS*

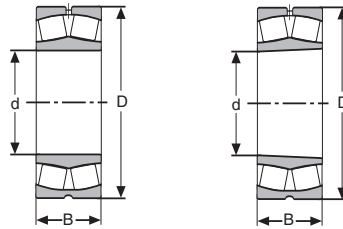
Consolidated No.	Dimensions (Metric)			Approx. Wgt. (lbs.)	Interchange		
	d	D	B		FAG	SKF	Torrington
** 21304	20	52	15	.350	21304 E.TVPB	21304 CC	-
** 21305	25	62	17	.550	21305 E.TVPB	21305 CC	21305 VCSJ
** 21306	30	72	19	.840	21306 E.TVPB	21306 CC	21306 VCSJ
** 21307	35	80	21	1.120	21307 E.TVPB	21307 CC	21307 VCSJ
** 21308	40	90	23	1.560	21308 E.TVPB	21308 CC	21308 VCSJ
** 21309	45	100	25	2.100	21309 E.TVPB	21309 CC	21309 VCSJ
** 21310	50	110	27	2.660	21310 E.TVPB	21310 CC	21310 VCSJ
** 21311	55	120	29	3.480	21311 E.TVPB	21311 CC	21311 VCSJ
** 21312	60	130	31	4.320	21312 E.TVPB	21312 CC	21312 VCSJ
** 21313	65	140	33	5.400	21313 E.TVPB	21313 CC	21313 VCSJ
** 21314	70	150	35	6.590	21314 E.TVPB	21314 CC	21314 VCSJ
** 21315	75	160	37	7.850	21315 E.TVPB	21315 CC	21315 VCSJ
** 21316	80	170	39	9.220	21316 E.TVPB	21316 CC	21316 VCSJ
** 21317	85	180	41	11.000	21317 E.TVPB	21317 CC	21317 VCSM
** 21318	90	190	43	12.800	21318 E.TVPB	21318 CC	21318 VCSM
** 21319	95	200	45	14.800	21319 E.TVPB	21319 CC	-
** 21320	100	215	47	18.300	21320 E.TVPB	21320 CC	-
** 21321	105	225	49	22.000	-	-	-
** 21322	110	240	50	26.000	21322 E.TVPB	-	-

*This series is available in tapered bore - suffix "K" (taper 1:12).

** These sizes are also available in high capacity design - suffix "E".

NOTE:

- 1.) C/2, C/3 and C/4 internal clearances are also available.
- 2.) High capacity bearings (suffix "E") are equipped with cages of glass fibre reinforced polyamide 66 material or steel cages (suffix "J").



Tapered Bore - 1:12

SPHERICAL ROLLER BEARINGS*

Consolidated No.	Dimensions (Metric)			Approx. Wgt. (lbs.)	Interchange			
	d	D	B		FAG	SKF	Torrington	Torrington (Old No.)
22306 W/33	30	72	27	1.248	22306 S	-	-	-
22307 W/33	35	80	31	1.735	22307 S	-	-	-
**22308 W/33	40	90	33	2.270	22308 S.MB	22308 CC	22308	40 SD 23
**22309 W/33	45	100	36	3.090	22309 S.MB	22309 CC	22309	45 SD 23
**22310 W/33	50	110	40	4.040	22310 S.MB	22310 CC	22310	50 SD 23
**22311 W/33	55	120	43	5.290	22311 S.MB	22311 CC	22311	55 SD 23
**22312 W/33	60	130	46	6.550	22312 S.MB	22312 CC	22312	60 SD 23
**22313 W/33	65	140	48	7.940	22313 ES.TVPB	22313 CC	22313	65 SD 23
**22314 W/33	70	150	51	9.730	22314 S.MB	22314 CC	22314	70 SD 23
**22315 W/33	75	160	55	11.900	22315 ES.TVPB	22315 CC	22315	75 SD 23
**22316 W/33	80	170	58	14.100	22316 S.MB	22316 CC	22316	80 SD 23
**22317 W/33	85	180	60	16.300	22317 S.MB	22317 CC	22317	85 SD 23
**22318 W/33	90	190	64	19.300	22318 S.MB	22318 CC	22318	90 SD 23
**22319 W/33	95	200	67	22.800	22319 S.MB	22319 CC	22319	95 SD 23
**22320 W/33	100	215	73	28.700	22320 S.MB	22320 CC	22320	100 SD 23
**22322 W/33	110	240	80	40.000	22322 ES.TVPB	22322 CC	22322	110 SD 23
**22324 W/33	120	260	86	51.200	22324 S.MB	22324 CC	22324	120 SD 23
**22326 W/33	130	280	93	63.500	22326 S.MB	22326 CC	22326	130 SD 23
**22328 W/33	140	300	102	79.400	22328 S.MB	22328 CC	22328	140 SD 23
22330 W/33	150	320	108	93.700	22330 B.MB	22330 CC	22330	150 SD 23
22332 W/33	160	340	114	113.000	22332 MB	22332 CC	22332	160 SD 23
22334 W/33	170	360	120	131.000	22334 MB	22334 CC	22334	170 SD 23
22336 W/33	180	380	126	154.000	22336 MB	22336 CC	22336	180 SD 23
22338 W/33	190	400	132	179.000	22338 MB	22338 CC	22338	190 SD 23
22340 W/33	200	420	138	206.000	22340 MB	22340 CC	22340	200 SD 23
22344 W/33	220	460	145	269.000	22344 MB	22344 C	22344	220 SD 23
22348 W/33	240	500	155	340.000	22348 MB	22348 C	22348	240 SD 23
22352 W/33	260	540	165	423.000	22352 MB	22352 C	22352	260 SD 23
22356 W/33	280	580	175	516.000	22356 MB	22356 CC	22356	280 SD 23
22360 W/33	300	620	185	625.000	-	-	-	-
22364 W/33	320	670	200	795.000	-	-	-	-
22368 W/33	340	710	212	970.000	-	-	-	-
22372 W/33	360	750	224	1102.000	-	-	-	-
22376 W/33	380	780	230	1294.000	-	-	-	-
22380 W/33	400	820	243	1510.000	-	22380	-	-
22384 W/33	420	850	250	1654.600	-	-	-	-
22388 W/33	440	900	265	1984.000	-	-	-	-
22392 W/33	460	950	280	2348.000	-	-	-	-
22396 W/33	480	980	290	2569.000	-	-	-	-
223/500 W/33	500	1030	300	2955.000	-	-	-	-
223/530 W/33	530	1090	325	3373.000	-	-	-	-
223/560 W/33	560	1150	335	3858.000	-	-	-	-
223/600 W/33	600	1220	355	4542.000	-	-	-	-

*This series is available in tapered bore - suffix "K" (taper 1:12).
 ** These sizes are also available in high capacity design - suffix "E".

NOTE:

- 1.) Suffix "W/33" - lubrication groove and holes in outer ring.
- 2.) C/2, C/3 and C/4 internal clearances are also available.
- 3.) High capacity bearings (suffix "E") are equipped with cages of glass fibre reinforced polyamide 66 material or steel cages (suffix "J").



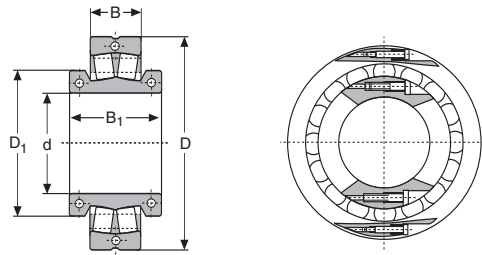
SPHERICAL ROLLER BEARINGS - VIBRATING SCREENS

Consolidated No.	Dimensions (Metric)			Approx. Wgt. (lbs.)	FAG	Interchange FAG (Old No.)
	d	D	B			
22217 E W/33 F80	85	150	36	6.150	22217 ES.TVPB.C3.T41A	22217 ES.TVPB.C3.F80
22218 E W/33 F80	90	160	40	7.830	22218 ES.TVPB.C3.T41A	22218 ES.TVPB.C3.F80
22220 E W/33 F80	100	180	46	11.600	22220 AS.MA.C3.T41A	22220 AS.MA.C3.F80
22222 E W/33 F80	110	200	53	16.500	22222 ES.TVPB.C3.T41A	22222 ES.TVPB.C3.F80
22224 E W/33 F80	120	215	58	20.700	22224 ES.TVPB.C3.T41A	22224 ES.TVPB.C3.F80
22226 E W/33 F80	130	230	64	25.400	22226 ES.TVPB.C3.T41A	22226 ES.TVPB.C3.F80
22228 E W/33 F80	140	250	68	32.500	22228 ES.TVPB.C3.T41A	22228 ES.TVPB.C3.F80
22230 E W/33 F80	150	270	73	41.300	22230 ES.TVPB.C3.T41A	22230 ES.TVPB.C3.F80
22232 E W/33 F80	160	290	80	51.200	22232 ES.TVPB.C3.T41A	22232 ES.TVPB.C3.F80
22308 M W/33 F80	40	90	33	2.320	22308 EAS.MA.C4.T41A	22308 EAS.MA.C4.F80
22309 M W/33 F80	45	100	36	3.130	22309 EAS.MA.C4.T41A	22309 EAS.MA.C4.F80
22310 M W/33 F80	50	110	40	4.190	22310 EAS.MA.C4.T41A	22310 EAS.MA.C4.F80
*22311 M W/33 F80	55	120	43	5.360	22311 EAS.MA.C4.T41A	22311 EAS.MA.C4.F80
*22312 M W/33 F80	60	130	46	6.640	22312 EAS.MA.C4.T41A	22312 EAS.MA.C4.F80
*22313 M W/33 F80	65	140	48	8.050	22313 EAS.MA.C4.T41A	22313 EAS.MA.C4.F80
*22314 M W/33 F80	70	150	51	9.770	22314 EAS.MA.C4.T41A	22314 EAS.MA.C4.F80
*22315 M W/33 F80	75	160	55	12.100	22315 EAS.MA.C4.T41A	22315 EAS.MA.C4.F80
*22316 M W/33 F80	80	170	58	14.040	22316 EAS.MA.C4.T41A	22316 EAS.MA.C4.F80
*22317 M W/33 F80	85	180	60	16.600	22317 EAS.MA.C4.T41A	22317 EAS.MA.C4.F80
*22318 M W/33 F80	90	190	64	19.380	22318 EAS.MA.C4.T41A	22318 EAS.MA.C4.F80
*22319 M W/33 F80	95	200	67	22.710	22319 EAS.MA.C4.T41A	22319 EAS.MA.C4.F80
*22320 M W/33 F80	100	215	73	28.660	22320 EAS.MA.C4.T41A	22320 EAS.MA.C4.F80
*22322 M W/33 F80	110	240	80	39.240	22322 EAS.MA.C4.T41A	22322 EAS.MA.C4.F80
*22324 M W/33 F80	120	260	86	49.830	22324 EAS.MA.C4.T41A	22324 EAS.MA.C4.F80
*22326 M W/33 F80	130	280	93	62.170	22326 EAS.MA.C4.T41A	22326 EAS.MA.C4.F80
*22328 M W/33 F80	140	300	102	78.050	22328 EAS.MA.C4.T41A	22328 EAS.MA.C4.F80
*22330 M W/33 F80	150	320	108	93.480	22330 EAS.MA.C4.T41A	22330 EAS.MA.C4.F80
*22332 M W/33 F80	160	340	114	110.450	22332 EAS.MA.C4.T41A	22332 EAS.MA.C4.F80
*22334 M W/33 F80	170	360	120	130.520	22334 EAS.MA.C4.T41A	22334 EAS.MA.C4.F80
*22336 M W/33 F80	180	380	126	152.120	22336 EAS.MA.C4.T41A	22336 EAS.MA.C4.F80
22338 M W/33 F80	190	400	132	176.370	22338 EAS.MA.C4.T41A	22338 EAS.MA.C4.F80
22340 M W/33 F80	200	420	138	201.950	22340 EAS.MA.C4.T41A	22340 EAS.MA.C4.F80
22344 M W/33 F80	220	460	145	257.940	22344 EAS.MA.C4.T41A	22344 EAS.MA.C4.F80
22348 M W/33 F80	240	500	155	330.690	-	22348 EAS.MA.C4.F80
22352 M W/33 F80	260	540	165	410.060	-	22352 EAS.MA.C4.F80
22356 M W/33 F80	280	580	175	504.860	-	22356 EAS.MA.C4.F80
23318 M W/33 F80	90	190	73	22.710	-	23318 AS.MA.C4.F80
23320 M W/33 F80	100	215	82.6	33.700	23320 AS.MA.C4.T41A	23320 AS.MA.C4.F80
23322 M W/33 F80	110	240	92.1	46.500	23322 AS.MA.C4.T41A	23322 AS.MA.C4.F80
23324 M W/33 F80	120	260	106	63.900	23324 AS.MA.C4.T41A	23324 AS.MA.C4.F80
23326 M W/33 F80	130	280	112	78.000	23326 AS.MA.C4.T41A	23326 AS.MA.C4.F80
23328 M W/33 F80	140	300	118	93.500	23328 AS.MA.C4.T41A	23328 AS.MA.C4.F80
23330 M W/33 F80	150	320	128	115.000	23330 AS.MA.C4.T41A	23330 AS.MA.C4.F80
23332 M W/33 F80	160	340	136	135.000	23332 AS.MA.C4.T41A	23332 AS.MA.C4.F80
23338 M W/33 F80	190	400	155	216.000	23338 AS.MA.C4.T41A	23338 AS.MA.C4.F80
23340 M W/33 F80	200	420	165	254.000	23340 AS.MA.C4.T41A	23340 AS.MA.C4.F80

* Also available in tapered bore - suffix "K" (Taper 1:12)

NOTE:

- 1.) All sizes available with machined bronze cage - suffix "M".
- 2.) Suffix "W/33" - lubrication groove and holes in outer ring.
- 3.) C/3 and C/4 internal clearances are also available.
- 4.) Suffix "F80" - Reduced tolerances for bore, outside diameter and radial clearance. (Screen Bearings)
- 5.) Sizes 22308 through 22328 are also available in high capacity (suffix "E"). These sizes are equipped with cages of glass fibre reinforced polyamide 66 material.

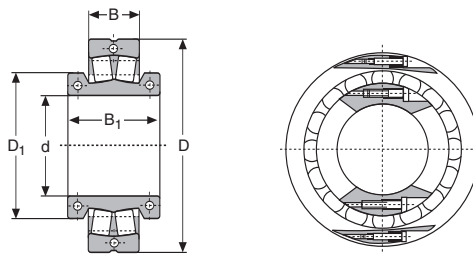


SPLIT SPHERICAL ROLLER BEARINGS

Consolidated No.	Dimensions (Metric)					Approx. Wgt. (lbs.)	Replaces Bearing & Adapter	Used in Housing Number	Split Seal No.	Interchange	
	d (Inch)	D	B	B1	D1					FAG (New No.)	FAG (Old No.)
222S.203	2.1875	120	31	55	-	4.400	22213 K + H-313x2 3/16	SAF-513	LEERS-29	222S.203	-
222S.204	2.2500	120	31	55	-	4.200	22213 K + H-313x2 1/4	SAF-513	LEERS-30	222S.204	-
222S.207	2.4375	130	31	60	88	5.730	22215 K + H-315x2 7/16	SAF-515	LEERS-37	222S.207	546968
222S.208	2.5000	130	31	60	88	5.500	22215 K + H-315x2 1/2	SAF-515	LEERS-38	222S.207	-
222S.211	2.6875	140	33	62	94	6.610	22216 K + H-316x2 11/16	SAF-516	LEERS-44	222S.211	547030
222S.215	2.9375	150	36	68	102	9.040	22217 K + H-317x2 15/16	SAF-517	LEERS-53	222S.215	547031
222S.300	3.0000	150	36	68	102	8.860	22217 K + H-317x3	SAF-517	LEERS-53	222S.300	-
222S.303	3.1875	160	40	70	112	10.100	22218 K + H-318x3 3/16	SAF-518	LEERS-69	222S.303	547032
222S.304	3.2500	160	40	70	112	9.050	22218 K + H-318x3 1/4	SAF-518	-	222S.304	-
222S.307	3.4375	180	46	76	118	14.200	22220 K + H-320x3 7/16	SAF-520	LEERS-102	222S.307	547033
222S.308	3.5000	189	46	76	118	13.920	22220 K + H-320x3 1/2	SAF-520	LEERS-103	222S.308	-
222S.315	3.9375	200	53	92	138	22.000	22222 K + H-322x3 15/16	SAF-522	LEERS-109	222S.315	547034
222S.400	4.0000	200	53	92	138	21.500	22222 K + H-322x4	SAF-522	LEERS-110	222S.400	561313
222S.403	4.1875	215	58	98	146	25.600	22224 K + H-3124x4 3/16	SAF-524	LEERS-113	222S.403	547035
222S.407	4.4375	230	64	104	152	32.200	22226 K + H-3126x4 7/16	SAF-526	LEERS-117	222S.407	547036
222S.408	4.5000	230	64	104	152	31.600	22226 K + H-3126x4 1/2	SAF-526	LEERS-118	222S.408	561314
222S.415	4.9375	250	68	110	170	43.200	22228 K + H-3128x4 15/16	SAF-528	LEERS-122	222S.415	546936
222S.500	5.0000	250	68	110	70	42.340	22228 K + H-3128x5	SAF-528	LEERS-123	222S.500	-
222S.503	5.1875	270	73	112	180	56.400	22230 K + H-3130x5 3/16	SAF-530	LEERS-125	222S.503	547037
222S.507	5.4375	290	80	124	188	69.400	22232 K + H-3132x5 7/16	SAF-532	LEERS-130	222S.507	547038
222S.508	5.5000	290	80	124	188	69.000	22232 K + H-3132x5 1/2	SAF-532	LEERS-131	222S.508	-
222S.515	5.9375	310	86	128	202	83.300	22234 K + H-3134x5 15/16	SAF-534	LEERS-140	222S.515	547039
222S.600	6.0000	310	86	128	202	82.200	22234 K + H-3134x6	SAF-534	LEERS-141	222S.600	548047
222S.607	6.4375	320	86	131	212	85.300	22236 K + H-3136x6 7/16	SAF-536	LEERS-148	222S.607	547040
222S.608	6.5000	320	86	131	212	84.400	22236 K + H-3136x6 1/2	SAF-536	LEERS-149	222S.608	548048
222S.615	6.9375	340	92	142	226	105.000	22238 K + H-3138x6 15/16	SAF-538	LEERS-155	222S.615	547041
222S.700	7.0000	340	92	142	226	103.000	22238 K + H-3138x7	SAF-538	LEERS-156	222S.700	548049
222S.703	7.1875	360	98	154	242	130.000	22240 K + H-3140x7 3/16	SAF-540	LEERS-159	222S.703	547042
222S.708	7.5000	400	108	162	260	179.000	22244 K + H-3144x7 1/2	SAF-544	LEERS-162	222S.708	548050
222S.715	7.9375	400	108	162	260	169.000	22244 K + H-3144x7 15/16	SAF-544	LEERS-167	222S.715	546969
222S.800	8.0000	400	108	162	260	167.000	22244 K + H-3144x8	SAF-544	LEERS-168	222S.800	548051
230S.607	6.4375	290	75	120	-	55.600	23038 K + H-3038x6 7/16	SAF-38	-	230S.607	-
230S.700	7.0000	290	75	120	-	46.500	23038 K + H-3038x7	SAF-38	-	230S.700	-
230S.808	8.5000	360	92	156	276	117.000	23048 K + H-3048x8 1/2	SAF-48	LEERS-551	230S.808	548715
230S.900	9.0000	360	92	160	288	106.000	23048 K + H-3048x9	SAF-48	LEERS-513	230S.900	548716
230S.908	9.5000	400	104	160	302	154.000	23052 K + H-3052x9 1/2	SAF-52	LEERS-178	230S.908	548717
230S.1000	10.0000	420	106	170	314	165.000	23056 K + H-3056x10	SAF-56	ERS-705	230S.1000	548718
230S.1100	11.0000	460	118	176	-	212.000	23060 K + H-3060x11	SAF-60	ERS-825	230S.1100	-
230S.1200	12.0000	480	121	186	-	221.000	23064 K + H-3064x12	SAF-64	ERS-818	230S.1200	-
230S.1300	13.0000	540	134	205	-	295.000	23072 K + H-3072x13	SAF-72	ERS-846	230S.1300	-
230S.1400	14.0000	560	135	218	-	375.000	23076 K + H-3076x14	SAF-76	ERS-876	230S.1400	-
231S.1100	11.0000	500	160	218	-	362.000	23160 K + H-3160x11	SDAF-3160	TSRS-1100	231S.1100	-
231S.1200	12.0000	540	176	225	-	454.000	23164 K + H-3164x12	SDAF-3164	TSRS-1200	231S.1200	-
231S.1300	13.0000	600	192	270	-	648.000	23172 K + H-3172x13	SDAF-3172	TSRS-1300	231S.1300	-
231S.1400	14.0000	620	194	270	-	675.000	23176 K + H-3176x14	SDAF-3176	TSRS-1400	231S.1400	-

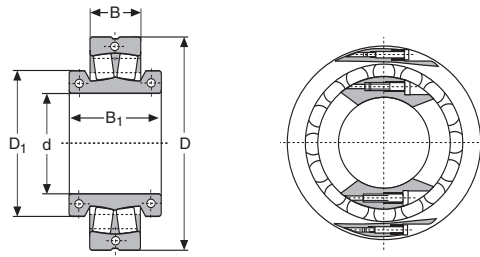
NOTE:

- 1.) Parts are not interchangeable within the same size.
- 2.) Allowable misalignment - 3°
- 3.) Limiting speeds and maximum loads are significantly lower than solid spherical roller bearings of the same size.



SPLIT SPHERICAL ROLLER BEARINGS

Consolidated No.	Dimensions (Metric)					Approx. Wgt. (lbs.)	Replaces Bearing & Adapter	Used in Housing Number	Interchange FAG
	d	D	B	B1	D1				
222SM55	55	110	28	52	-	3.748	22212 K + H-312x55mm	SN-512	222SM55T
222SM60	60	125	31	58	-	6.173	22214 K + H-314x60mm	-	222SM60T
222SM65	65	130	31	60	88	5.071	22215 K + H-315x65mm	SN-515	222SM65T
222SM70	70	140	33	62	94	7.275	22216 K + H-316x70mm	SN-516	222SM70T
222SM75	75	150	36	68	102	7.716	22217 K + H-317x75mm	SN-517	222SM75T
222SM80	80	160	40	70	112	10.141	22218 K + H-318x80mm	SN-518	222SM80T
222SM85	85	170	43	74	-	12.566	22219 K + H-319x85mm	SN-519	222SM85T
222SM90	90	180	46	76	-	13.448	22220 K + H-320x90mm	SN-520	222SM90T
222SM100	100	200	53	92	138	23.589	22222 K + H-322x100mm	SN-522	222SM100T
222SM110	110	215	58	98	146	26.455	22224 K + H-3124x110mm	SN-524	222SM110T
222SM115	115	230	64	104	152	31.305	22226 K + H-3126x115mm	SN-526	222SM115T
222SM125	125	250	68	110	170	39.683	22228 K + H-3128x125mm	SN-528	222SM125T
222SM135	135	270	73	122	180	49.163	22230 K + H-3130x135mm	SN-530	222SM135T
222SM140	140	290	80	124	188	62.831	22232 K + H-3132x140mm	SN-532	222SM140T
222SM150	150	310	86	128	202	80.468	22234 K + H-3134x150mm	SN-534	222SM150T
222SM160	160	320	86	131	212	102.734	22236 K + H-3136x160mm	SN-536	222SM160T
222SM170	170	340	92	142	226	96.121	22238 K + H-3138x170mm	SN-538	222SM170T
222SM180	180	360	98	154	242	116.403	22240 K + H-3140x180mm	SN-540	222SM180MA
222SM200	200	400	108	162	260	170.857	22244 K + H-3144x200mm	SN-544	222SM200MA
222SM220	220	440	120	160	-	211.642	22248 K + H-3148x220mm	SN-548	222SM220MA
222SM240	240	480	130	200	-	299.826	22252 K + H-3152x240mm	SN-552	222SM240MA
222SM260	260	500	130	200	-	315.258	22256 K + H-3156x260mm	SN-556	222SM260MA
222SM280	280	540	140	200	-	385.805	22260 K + H-3160x280mm	SN-560	222SM280MA
222SM300	300	580	150	212	-	471.784	22264 K + H-3164x300mm	SN-564	222SM300MA
222SM320	320	620	165	230	-	537.922	-	-	222SM320MA
222SM340	340	650	170	240	-	588.628	-	-	222SM340MA
230SM110	110	180	46	86	-	15.432	23024 K + H-3024x110mm	S 3024 K	230SM110MA
230SM115	115	200	52	90	-	20.944	23026 K + H-3026x115mm	S 3026 K	230SM115MA
230SM125	125	210	53	94	-	22.046	23028 K + H-3028x125mm	S 3028 K	230SM125MA
230SM135	135	225	56	100	-	28.660	23030 K + H-3030x135mm	S 3030 K	230SM135MA
230SM140	140	240	60	106	-	34.171	23032 K + H-3032x140mm	S 3032 K	230SM140MA
230SM150	150	260	67	112	-	45.194	23034 K + H-3034x150mm	S 3034 K	230SM150MA
230SM160	160	280	74	123	-	56.217	23036 K + H-3036x160mm	S 3036 K	230SM160MA
230SM170	170	290	75	120	-	52.029	23038 K + H-3038x170mm	S 3040 K	230SM170MA
230SM180	180	310	82	134	-	77.161	23040 K + H-3040x180mm	S 3042 K	230SM180MA
230SM200	200	340	90	136	-	82.011	23044 K + H-3044x200mm	S 3044 K	230SM200MA
230SM220	220	360	92	156	276	116.844	23048 K + H-3048x220mm	S 3048 K	230SM220MA
230SM240	240	400	104	160	302	126.544	23052 K + H-3052x240mm	S 3052 K	230SM240MA
230SM260	260	420	106	170	314	158.731	23056 K + H-3056x260mm	S 3056 K	230SM260MA
230SM280	280	460	118	175	-	211.642	23060 K + H-3060x280mm	S 3060 K	230SM280MA
230SM300	300	480	121	186	-	233.688	23064 K + H-3064x300mm	S 3064 K	230SM300MA
230SM320	320	520	133	200	-	253.529	23068 K + H-3068x320mm	S 3068 K	230SM320MA
230SM340	340	540	134	205	-	330.690	23072 K + H-3072x340mm	S 3072 K	230SM340MA
230SM360	360	560	135	218	-	302.030	23076 K + H-3076x360mm	S 3076 K	230SM360MA
230SM380	380	600	148	210	-	372.577	23080 K + H-3080x380mm	S 3080 K	230SM380MA
230SM400	400	620	150	225	-	462.966	23084 K + H-3084x400mm	S 3084 K	230SM400MA

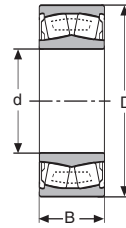


SPLIT SPHERICAL ROLLER BEARINGS

Consolidated No.	Dimensions (Metric)					Approx. Wgt. (lbs.)	Replaces Bearing & Adapter	Used in Housing Number	Interchange FAG
	d	D	B	B1	D1				
230SM410	410	650	157	225	-	551.150	23088 K + H-3088x410mm	S 3088 K	230SM410MA
230SM420	420	650	157	235	-	542.332	-	-	230SM420MA
231SM100	100	180	56	90	-	17.637	23122 K + H-3122x100mm	-	231SM100MA
231SM110	110	200	62	102	-	21.054	23124 K + H-3124x110mm	-	231SM110MA
231SM115	115	210	64	104	-	41.667	23126 K + H-3126x115mm	-	231SM115MA
231SM125	125	225	68	110	-	29.762	23128 K + H-3128x125mm	-	231SM125MA
231SM135	135	250	80	123	-	42.990	23130 K + H-3130x135mm	-	231SM135MA
231SM140	140	270	86	135	-	56.879	23132 K + H-3132x140mm	-	231SM140MA
231SM150	150	280	88	133	-	58.201	23134 K + H-3134x150mm	SD-3134	231SM150MA
231SM160	160	300	96	140	-	72.090	23136 K + H-3136x160mm	SD-3136	231SM160MA
231SM170	170	320	104	142	-	89.507	23138 K + H-3138x170mm	SD-3138	231SM170MA
231SM180	180	340	112	150	-	106.703	23140 K + H-3140x180mm	SD-3140	231SM180MA
231SM200	200	370	120	175	-	136.244	23144 K + H-3144x200mm	SD-3144	231SM200MA
231SM220	220	400	128	190	-	189.596	23148 K + H-3148x220mm	SD-3148	231SM220MA
231SM240	240	440	144	200	-	251.324	23152 K + H-3152x240mm	SD-3152	231SM240MA
231SM260	260	460	146	190	-	242.506	23156 K + H-3156x260mm	SD-3156	231SM260MA
231SM280	280	500	160	218	-	352.736	23160 K + H-3160x280mm	SD-3160	231SM280MA
231SM300	300	540	176	225	-	440.920	23164 K + H-3164x300mm	SD-3164	231SM300MA
231SM320	320	580	190	235	-	498.240	23168 K + H-3168x320mm	SD-3168	231SM320MA
231SM340	340	600	192	270	-	628.311	23172 K + H-3172x340mm	SD-3172	231SM340MA
231SM360	360	620	194	270	-	643.743	23176 K + H-3176x360mm	SD-3176	231SM360MA
231SM380	380	650	200	270	-	804.679	23180 K + H-3180x380mm	SD-3180	231SM380MA
231SM400	400	700	224	285	-	914.909	23184 K + H-3184x400mm	SD-3184	231SM400MA
231SM410	410	720	224	315	-	1047.185	23188 K + H-3188x410mm	SD-3188	231SM410MA

NOTE:

- 1.) Parts are not interchangeable within the same size.
- 2.) Allowable misalignment - 3°
- 3.) Limiting speeds and maximum loads are significantly lower than solid spherical roller bearings of the same size.



Two Seals
2RS

SPHERICAL ROLLER BEARINGS - TWO SEALS

Consolidated No.	Dimensions (Metric)			Approx. Wgt. (lbs.)	Interchange	
	d	D	B		FAG	McGill***
22208E-2RS	40	80	28	1.367	803019	-
22209E-2RS	45	85	28	1.521	803020	-
22210E-2RS	50	90	28	1.587	803021	-
22211E-2RS	55	100	31	2.271	803022	-
22212E-2RS	60	110	34	2.910	803023	-
22213E-2RS	65	120	38	3.968	803024	-
22214E-2RS	70	125	38	4.079	803014	-
22215E-2RS	75	130	38	4.409	803025	-
22216E-2RS	80	140	40	5.357	803026	-
22217E-2RS	85	150	44	6.724	803015	-
22218E-2RS	90	160	48	8.598	803027	-
22220E-2RS	100	180	55	12.654	803028	-
* 22222E-2RS	110	200	62	17.637	803029	-
* 22314E-2RS	70	150	51	9.259	803030	SB-22314-TSS
*** 23022E-2RS	110	170	45	8.157	803013	-
*** 23024E-2RS	120	180	46	8.818	803034	SB-23024-TSS
* 23026E-2RS	130	200	52	12.676	803045	SB-23026-TSS
*** 23038E-2RS	190	290	75	37.919	803039	SB-23038-TSS
*** 23120E-2RS	100	165	52	9.259	803000	-
*** 23132E-2RS	160	270	86	42.769	803010	-
*** 23218E-2RS	90	160	52.4	9.700	803031	-
*** 23220E-2RS	100	180	60.3	15.873	803032	-
*** 24020-2RS	100	150	50	6.834	803041	-
*** 24022-2RS	110	170	60	11.023	803033	-
*** 24024-2RS	120	180	60	11.905	803001	-
*** 24026-2RS	130	200	69	17.416	803002	-
*** 24028-2RS	140	210	69	18.078	803003	-
*** 24030-2RS	150	225	75	22.707	803035	-
*** 24032-2RS	160	240	80	27.998	803012	-
*** 24034-2RS	170	260	90	34.171	803037	-
*** 24036-2RS	180	280	100	50.265	803011	-
*** 24040-2RS	200	310	109	67.240	803044	-
*** 24122-2RS	110	180	69	15.432	803004	-
* 24126-2RS	130	210	80	23.810	803005	-
*** 24128-2RS	140	225	85	27.998	803006	-
* 24130-2RS	150	250	100	44.092	803036	-
*** 24134-2RS	170	280	109	57.981	803038	-
* 24140-2RS	200	340	140	115.742	803040	-

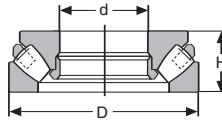
* These sizes are furnished with machined bronze cages - suffix "M". Others sizes have pressed steel cages.

** These sizes are furnished with 3 lubrication holes and groove in the outer race. Other sizes with oil holes and groove are available by special order.

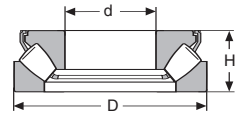
*** Dimensionally interchangeable- Speeds and loads may vary.

NOTE:

- 1.) C/4 internal clearance is standard.
- 2.) Seals are metal core with a "Viton" lip.



E Type



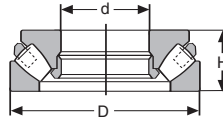
B Type

SPHERICAL ROLLER THRUST BEARINGS

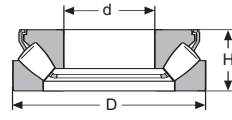
Consolidated No.	Dimensions (Metric)			Approx. Wgt. (lbs.)	Interchange	
	d	D	H		FAG	SKF
29230	150	215	39	9.850	-	29230
29234	170	240	42	12.800	-	-
29236E M	180	250	42	14.000	-	29236
29238	190	270	48	18.360	-	-
29240E M	200	280	48	19.100	29240 E.MB	29240
29244E M	220	300	48	20.060	29244 E.MB	29244
29248E M	240	340	60	35.100	29248 E.MB	29248
29252E M	260	360	60	37.300	29252 E.MB	29252
29256E M	280	380	60	39.700	29256 E.MB	29256
29260E M	300	420	73	62.200	29260 E.MB	29260
29264E M	320	440	73	66.200	29264 E.MB	29264
29268E M	340	460	73	69.900	29268 E.MB	29268
29272E M	360	500	85	102.000	29272 E.MB	29272
29276E M	380	520	85	107.000	29276 E.MB	29276
29280E M	400	540	85	112.000	29280 E.MB	29280
29284E M	420	580	95	154.000	29284 E.MB	29284
29288E M	440	600	95	160.000	29288 E.MB	29288
29292E M	460	620	95	164.000	29292 E.MB	29292
29296E M	480	650	103	197.000	29296 E.MB	29296
292/500E M	500	670	103	205.000	292/500 E.MB	292/500
292/530E M	530	710	109	238.000	292/530 E.MB	292/530
292/560E M	560	750	115	289.000	292/560 E.MB	292/560
292/600E M	600	800	122	335.000	292/600 E.MB	292/600
292/630E M	630	850	132	468.000	292/630 E.MB	-
292/670E M	670	900	140	494.000	292/670 E.MB	292/670
292/710E M	710	950	145	624.000	-	-
292/750E M	750	1000	150	697.000	292/750 E.MB	292/750
292/800E M	800	1060	155	754.000	292/800 E.MB	292/800
292/850E M	850	1120	160	935.000	-	292/850
292/900E M	900	1180	170	986.000	-	-
292/950E M	950	1250	180	1193.000	-	292/950
292/1000E M	1000	1320	190	1418.000	-	-
292/1060E M	1060	1400	206	1707.000	-	292/1060
292/1120E M	1120	1460	206	1797.000	-	-

NOTE:

- 1.) Internal dimensions may vary between manufacturers.
- 2.) The above sizes with bore dimensions less than 200 mm are equipped with stamped steel cage. All sizes with 200 mm bore and larger are equipped with machined bronze cage - suffix "EM".



E Type



B Type

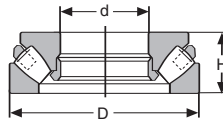
SPHERICAL ROLLER THRUST BEARINGS

Consolidated No.	Dimensions (Metric)			Approx. Wgt. (lbs.)	Interchange		
	d	D	H		FAG	SKF	Torrington
* 29317E	85	150	39	5.500	29317 E	29317 E	-
* 29318E	90	155	39	5.800	29318 E	29318 E	-
* 29320E	100	170	42	7.500	29320 E	29320 E	-
* 29322E	110	190	48	11.000	29322 E	29322 E	-
* 29324E	120	210	54	14.900	29324 E	29324 E	-
* 29326E	130	225	58	18.400	29326 E	29326 E	29326
* 29328E	140	240	60	21.600	29328 E	29328 E	-
* 29330E	150	250	60	22.700	29330 E	29330 E	29330
* 29332E	160	270	67	29.200	29332 E	29332 E	-
* 29334E	170	280	67	36.600	29334 E	29334 E	29334
* 29336E	180	300	73	39.700	29336 E	29336 E	-
* 29338E	190	320	78	49.500	29338 E	29338 E	29338
* 29340E	200	340	85	70.300	29340 E	29340 E	29340
* 29344E M	220	360	85	68.400	29344 E.MB	29344 E	29344
* 29348E M	240	380	85	73.100	29348 E.MB	29348 E	29348
* 29352E M	260	420	95	103.000	29352 E.MB	29352 E	29352
* 29356E M	280	440	95	121.000	29356 E.MB	29356 E	-
* 29360E M	300	480	109	151.000	29360 E.MB	29360 E	29360
* 29364E M	320	500	109	175.000	29364 E.MB	29364 E	29364
* 29368E M	340	540	122	234.000	29368 E.MB	29368	-
29372E M	360	560	122	245.000	29372 E.MB	29372	29372
29376E M	380	600	132	315.000	29376 E.MB	29376	-
29380E M	400	620	132	324.000	29380 E.MB	29380	29380
29384E M	420	650	140	373.000	29384 E.MB	29384	-
29388E M	440	680	145	425.000	29388 E.MB	29388	-
29392E M	460	710	150	483.000	29392 E.MB	29392	29392
29396E M	480	730	150	500.000	29396 E.MB	29396	-
293/500E M	500	750	150	514.000	293/500 E.MB	293/500	-
293/530E M	530	800	160	637.000	293/530 E.MB	293/530	293/530
293/560E M	560	850	175	787.000	-	293/560	-
293/600E M	600	900	180	908.000	-	293/600	293/600
293/630E M	630	950	190	965.000	-	293/630	-
293/670E M	670	1000	200	1240.000	-	-	-
293/710E M	710	1060	212	1477.000	-	293/710	-
293/750E M	750	1120	224	1726.000	293/750 E.MB	293/750	-
293/800E M	800	1180	230	1733.000	293/800 E.MB	293/800	-
293/850E M	850	1250	243	2033.000	293/850 E.MB	-	-
293/900E M	900	1320	250	2337.000	-	-	-
293/950E M	950	1400	272	2866.000	-	-	-
293/1000E M	1000	1460	276	3131.000	-	-	-

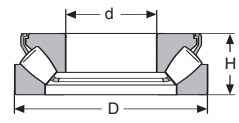
* Spacer rings "ABR" may be required in certain applications to locate the new design E Spherical Roller Thrust Bearing against a shaft shoulder. Consult factory for availability.

NOTE:

- Internal dimensions may vary between manufacturers.
- The above sizes with bore dimensions less than 200 mm are equipped with stamped steel cage. All sizes with 200 mm bore and larger are equipped with machined bronze cage - suffix "EM".



E Type



B Type

SPHERICAL ROLLER THRUST BEARINGS

Consolidated No.	Dimensions (Metric)			Approx. Wgt. (lbs.)	Interchange		
	d	D	H		FAG	SKF	Torrington
* 29412E	60	130	42	4.830	29412 E	29412 E	-
29413E	65	140	45	6.020	29413 E	29413 E	-
* 29414E	70	150	48	8.020	29414 E	29414 E	-
* 29415E	75	160	51	9.430	29415 E	29415 E	-
* 29416E	80	170	54	11.400	29416 E	29416 E	-
29417E	85	180	58	13.800	29417 E	29417 E	-
* 29418E	90	190	60	15.100	29418 E	29418 E	-
* 29420E	100	210	67	21.700	29420 E	29420 E	-
* 29422E	110	230	73	28.300	29422 E	29422 E	29422
* 29424E	120	250	78	35.400	29424 E	29424 E	29424
* 29426E	130	270	85	44.500	29426 E	29426 E	29426
* 29428E	140	280	85	57.300	29428 E	29428 E	-
* 29430E	150	300	90	69.200	29430 E	29430 E	29430
29432E	160	320	95	82.200	29432 E	29432 E	-
* 29434E	170	340	103	85.000	29434 E	29434 E	29434
* 29436E	180	360	109	99.200	29436 E	29436 E	-
* 29438E	190	380	115	118.000	29438 E	29438 E	29438
* 29440E	200	400	122	139.000	29440 E	29440 E	29440
* 29444E M	220	420	122	154.000	29444 E.MB	29444 E	29444
29448E M	240	440	122	166.000	29448 E.MB	29448 E	29448
29452E M	260	480	132	213.000	29452 E.MB	29452 E	29452
* 29456E M	280	520	145	276.000	29456 E.MB	29456 E	-
* 29460E M	300	540	145	293.000	29460 E.MB	29460 E	29460
29464E M	320	580	155	359.000	29464 E.MB	29464 E	-
29468E M	340	620	170	509.000	29468 E.MB	29468 E	29468
29472E M	360	640	170	531.000	29472 E.MB	29472 E	-
29476E M	380	670	175	595.000	29476 E.MB	29476 E	29476
29480E M	400	710	185	712.000	29480 E.MB	29480 E	-
29484E M	420	730	185	739.000	29484 E.MB	29484 E	-
29488E M	440	780	206	944.000	29488 E.MB	29488 E	29488
29492E M	460	800	206	977.000	29492 E.MB	29492 E	-
29496E M	480	850	224	1224.000	29496 E.MB	29496 E	29496
294/500E M	500	870	224	1257.000	294/500 E.MB	294/500 E	294/500
294/530E M	530	920	236	1422.000	294/530 E.MB	294/530	-
294/560E M	560	980	250	1726.000	294/560 E.MB	294/560	-
294/600E M	600	1030	258	1918.000	294/600 E.MB	294/600	-
294/630E M	630	1090	280	2359.000	294/630 E.MB	294/630	294/630
294/670E M	670	1150	290	2535.000	-	294/670	-
294/710E M	710	1220	308	3241.000	294/710 E.MB	294/710	-
294/750E M	750	1280	315	3616.000	-	294/750	-
294/800E M	800	1360	335	4343.000	-	294/800	-
294/850E M	850	1440	354	4784.000	-	294/850	-
294/900E M	900	1520	372	5975.000	-	294/900	-
294/950E M	950	1600	390	6570.000	-	294/950	-
294/1000E M	1000	1670	402	7275.000	-	294/1000	-
294/1060E M	1060	1770	426	8686.000	-	294/1060	-

* Spacer rings "ABR" may be required in certain applications to locate the new design E Spherical Roller Thrust Bearing against a shaft shoulder. Consult factory for availability.

NOTE:

- 1.) Internal dimensions may vary between manufacturers.
- 2.) The above sizes with bore dimensions less than 200 mm are equipped with stamped steel cage. All sizes with 200 mm bore and larger are equipped with machined bronze cage - suffix "EM".



Our Service Is...

Making our products readily available to you through a nationwide system of warehouses and sales offices. **Consolidated** is ready to fulfill your daily or long term requirements for bearings and related products. We offer the following:

Same Day Shipping Service - All orders that can be filled are shipped the same day they are received.

Emergency Shipment Service – Our staff is available to serve your requirements 24 hours a day, throughout the year including holidays. Emergency phone numbers are listed in our current price schedule.

Overseas Air Service – If stock is available, **Consolidated** will arrange airfreight shipments from our overseas suppliers. Shipments are normally delivered within 10 days.

Direct Phone Order Service – Your calls reach our order desks directly. No voice mail and no delays. WATS numbers for all warehouse locations are listed on the back page of our current price schedule.

Stock Availability Service – With our computerized inventory control system, we can provide you with an immediate answer concerning stock availability from all of our nine (9) warehouse locations. For items not available, precise delivery dates can usually be given.

Technical Service – Our engineering staff can provide you with up-to-date technical information regarding all types of bearing applications.

24-Hour Fax Service – Fax numbers for all warehouse locations are indicated on the back page of our current price schedule.

Bearing Modification Service – Our Cedar Knolls facility is equipped to modify cylindrical roller and needle bearings to various internal clearances – C/3, C/4, W/23, C/5 or custom clearances to meet your special requirements.