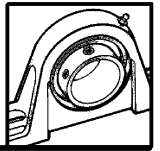
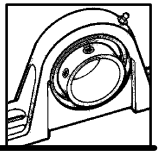


CONTENTS



Set Screw Ball Bearings

Features/Benefits	B2-2
How To Order/Nomenclature	B2-4
Selection	B2-5
Selection/Dimensions - Pillow Block	
SC- Normal Duty	B2-10
SCAH Air Handling Normal Duty	B2-14
SCB Normal Duty	B2-16
SCBH Air Handling Normal Duty	B2-20
SCEZ Normal Duty Coated	B2-24
SCH Expansion and Non-Expansion	B2-26
SCM - Medium Duty	B2-28
SCMAH Air Handling Medium Duty	B2-30
VSC Intermediate Duty	B2-32
VSCB Intermediate Duty Pillow Blocks	B2-34
SL Light Duty	B2-38
SC Normal Duty Tapped	B2-39
CC Ball Bearing Fan and Blower Pillow Blocks	B2-36
Flanges	
2-Bolt Flange	B2-40
3-Bolt Flange	B2-55
4-Bolt Flange	B2-60
Piloted Flange	B2-76
Take-Ups	
SC - Normal Duty Narrow Slot	B2-80
SCM - Medium Duty Narrow Slot	B2-84
VSC - Intermediate Duty Narrow Slot	B2-86
SC - Normal Duty Wide Slot	B2-96
VSC - Intermediate Wide Slot	B2-98
Type G Normal Duty Top Angle	B2-100
Hanger Bearings	
SC Normal Duty	B2-104
SC Normal Duty Screw Conveyor	B2-106
SC Normal Duty Cylindrical Units	B2-106
Inserts	
SC - Normal Duty Inserts	B2-108
SCH Expansion and Non-Expansion	B2-112
SCM Medium Duty	B2-114
VSC - Intermediate Duty	B2-116
CC Ball Bearing Fan and Blower	B2-118
Modifications/Accessories	B2-119
Related Products	
High Temperature Ball Bearings	B2-121
End Closures	B2-123
Part Number Index	INDEX-1
Keyword Index	INDEX-28



FEATURES/BENEFITS

Setscrew Ball Bearings

For over 70 years, DODGE has been talking to mounted bearing users and listening to their needs. This experience led to design of the optimum mounted ball bearing. A state-of-the-art facility was built in Rogersville, Tennessee, to manufacture the new DODGE design.


The result is the DODGE SC/SCM/VSC/SL line. It is the most current design setscrew mounted ball bearing on the market and provides the user unmatched quality and true total value.

- Light Duty Narrow Inner Ring (SL)
- Intermediate Duty Narrow Inner Ring (VSC)
- Normal Duty Wide Inner Ring (SC)
- Medium Duty Wide Inner Ring (SCM)
- Wide Variety of Housing Configurations
- Available in 1/2, to 3-1/2, Bore Sizes
- Seal options:
 - Flingers on SC/SCM (flingers are standard on E-Z KLEEN® nickel plated and Screw Conveyor Hanger Bearings)
 - Low friction labyrinth on SC/SCM
- Other options:
 - Corrosion resistant inserts for SC/SCM, E-Z KLEEN and nickel plate.
 - FDA/USDA lubricant and other special lubricants
 - High temperature SC/SCM designed for temperatures from 225°F to 400°F. Factory assembled to order.

For application assistance, contact DODGE Engineering.

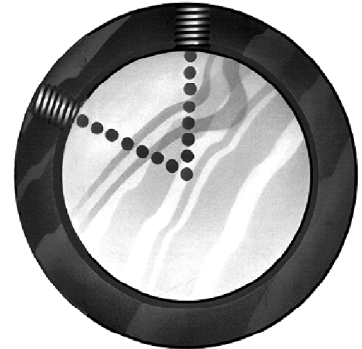
Phone 864-297-4800
Fax 864-281-2317

Precision Hardened and Honed Inner and Outer Rings for wear resistance, quiet operation and long life.



Grade 10 Balls for quieter operation and less vibration.

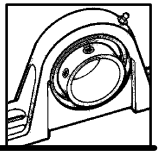
Superior Locking Force



The DODGE SC/SCM/VSC/SL line uses 65° spacing for setscrews. The unique 65° design offers an optimum balance between locking force and inner ring stress.




FEATURES/BENEFITS



Setscrew Ball Bearings

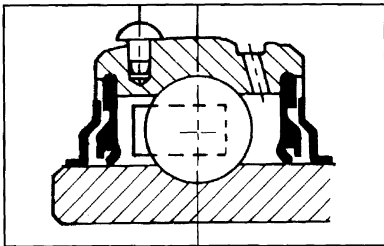
The DODGE PROGUARD™ Seal



PROGUARD positive contact, low drag rubber seal

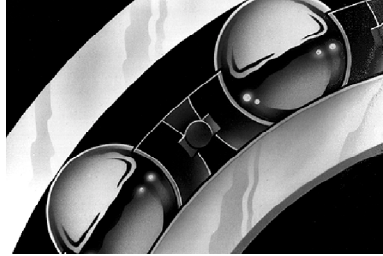
DODGE SC/SCM/VSC/SL mounted ball bearings use the field proven PROGUARD land-riding contact seal with steel shield protection. This highly effective positive seal design assures uniform lip contact with the inner ring to seal out contaminants and seal in lubricants.

DODGE PROGUARD PLUS SEAL



On SC/SCM optional flingers can be added to form a tight labyrinth with the PROGUARD seal and provide additional seal protection against contaminants and trash.

Stronger, More Flexible Cage



Reinforced, stabilized nylon cage

The ball cage is made of heat stabilized nylon with 33% fill short fiberglass reinforcement for added strength. The nylon material provides a natural lubricity for longer life. Fiberglass reinforcement allows higher operating temperatures than plain nylon, yet is more resistant to fatigue than metallic cages. Short fiberglass allows greater flexibility than steel or normal fiberglass, especially under misalignment. That means longer life in mounted bearings where some degree of misalignment is unavoidably encountered.

Anti-Rotation Pin (SC/SCM)

An anti-rotation pin prevents rotation of the outer race within the housing. Simple and effective, it makes system inserts easier to replace. There is no need to remove and replace grease fittings, location pins or other devices.



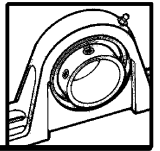
Simplified Anti-rotation device

DODGE E-Z KLEEN Ball Bearings

Available with Polymer or nickel/chrome plated housings (SC). These features make the SC ball bearing uniquely suited for the food, chemical and processing industries.



HOW TO ORDER/ NOMENCLATURE



Setscrew Ball Bearings

HOW TO ORDER

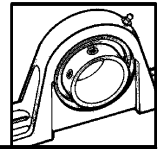
There are two ways to specify DODGE Bearings. Most of the product offering have part numbers with listings shown throughout this catalog. Use of part numbers ensures accurate ordering processing.

When part numbers are not shown, the product may be specified by description or part name. This method is used when ordering units that include modifications or options. To order by description, use the nomenclature key shown below and add any special instruction to the end of the description for options not covered by the nomenclature.

NOMENCLATURE

Housing Style		P2B	-	SCAH	-	104S	-	NL	Modifications/ Features	
Housing Style				Bearing Type		Shaft Size				
CYL	Cylindrical Unit	CC		Normal Duty, Setscrew Locking for Fan & Blower Bearings		Inches: 104			CR	Corrosion resistant insert
F2B	2 Bolt Flange								E	Expansion
F2BZ	2 Bolt Piloted Flange								FF	Flingers on both sides of the insert
F4B	4 Bolt Flange	SC		Normal Duty, Wide Inner Ring, Setscrew Locking Bearings					LL	Low torque labyrinth seals
FB	Flanged Bracket								NL	No lube or sealed for life
FC	Flanged Cartridge (Piloted Flange)	SCH		Normal Duty, Wide Inner Ring, Setscrew Locking Bearings with high backing height for use in non-expansion and expansion mounted units.						
F&B	Fan & Blower Pillow Block									
HNG	Hanger Bearing									
INS	Insert	SCAH		Air Handling SC Bearings		S				
LF	Light Duty Flange, 3 Bolt	SCEZ		E-Z KLEEN SC Bearings						
LFT	Light Duty Flange, 2 Bolt	SCM		Medium Duty, Wide Inner Ring, Setscrew Locking Bearings						
NSTU	Narrow Slot Take-Up	SCMAH		Air Handling Medium Duty, Wide inner Ring, Setscrew Locking Bearings		L				
P2B	Pillow Blocks									
TB	Tapped Base	SCNP		Nickel Plated SC Bearings						
TP	Top Angle	SL		Light Duty, Narrow Inner Ring, Setscrew Locking Bearings		Metric: 50				
WSTU	Wide Slot Take-Up	VSC		Intermediate Duty, Narrow Inner Ring, Setscrew Locking Bearings		M				

FEATURE/BENEFITS SETSCREWS BALL BEARINGS PAGE B2-2	SELECTION ECCENTRIC COLLAR BALL BEARINGS PAGE B3-5	SELECTION D-LOK BALL BEARINGS PAGE B4-5	DIMENSIONS PAGE B2-10
--	--	---	--------------------------



SELECTION

Setscrew Ball Bearings

DODGE mounted ball bearings are primarily designed for radial loading. However, they have the capacity to carry thrust loads and combined radial/thrust loads. The maximum recommended load which can be applied is limited by various components in the system, such as bearing, housing, shaft attachments, speed and life requirements. DODGE mounted ball bearings have been applied successfully when these limits have been exceeded under controlled operating conditions. Contact DODGE Engineering for applications which exceed these recommendations.

Select a bearing from the Selection Chart that has a radial load rating at the operating speed equal to or greater than the calculated Equivalent Radial load for a desired L_{10} life. This simple method is all that is required for the majority of general applications and provides for occasional average shock loads.

L_{10} Hours Life—is the life which may be expected for at least 90% of a given group of bearings operating under identical conditions.

For an L_{10} hours life other than those listed in the Selection Chart, multiply the equivalent Radial load by one of the following factors. For 50,000 L_{10} hours life, use a factor of 1.18 and for 80,000, use 1.39. Then select a bearing from the bold face (30,000) L_{10} ratings only in the Selection Chart that has a rating equal to or greater than this value.

Heavy Service—For heavy shock loads, frequent shock loads or severe vibrations, add up to 50% (according to severity of conditions) to the Equivalent Radial Load to obtain a Modified Equivalent Radial Load. Consult Application Engineering for additional selection assistance.

A thrust load value of $C/10$ is recommended as a guide for general applications and will give adequate L_{10} life. Where substantial radial load pulls the housing away from the mounting base, both the hold-down bolts and housing must be of adequate strength. Auxiliary load carrying devices, such as shear bars, are advisable for side or end-loading of pillow blocks and radial loads for flange units.

To determine the L_{10} hours life for loads and RPM's not listed use the following equation:

$$L_{10} = \left(\frac{C}{P}\right)^3 \times \frac{16667}{\text{RPM}}$$

Where:

L_{10} = Life, hours

C = Dynamic Capacity, lbs. or N

P = Equivalent Radial Load, lbs. or N

When the load on a ball bearing is solely a radial load with no thrust (axial) load, the Equivalent Radial Load (P) is equal to the actual radial load. However, when a thrust (axial) load is applied, the radial and thrust loads applied must be converted into an Equivalent Radial Load. The use of the X (radial factor) and Y (thrust factor) from Table 1 convert the actual applied thrust and radial loads to an Equivalent Radial Load which has the same effect on the life of a bearing as a radial load of this magnitude.

$$P = (X \times F_R) + (Y \times F_A)$$

Where:

P = Equivalent Radial Load, lbs.

F_R = Radial load, lbs.

F_A = Thrust load, lbs.

e = Thrust load to radial load factor (Table 1)

X = Radial load factor (Table 1)

Y = Thrust Factor (Table 1)

C_0 = Basic static capacity

To find X and Y, first calculate F_A/C_0 to determine e. Calculate F_A/F_R and compare to e to determine the X and Y factors to use from Table 1.

Substitute all known values into the Equivalent Radial Load equation. The Equivalent Radial loads (P) thus determined can be used in the L_{10} life formula or compared to the allowable Equivalent Radial Load rating desired in the expanded rating chart to select a bearing (Table 2).

If calculated value of P is less than F_R , use $P=F_R$.

Table 1

$\frac{F_A}{C_0}$	e	Radial/Thrust Factors			
		If F_A/F_R is equal to or less than e		If F_A/F_R is greater than e	
		$F_A/F_R \leq e$		$F_A/F_R > e$	
		X	Y	X	Y
.014	.19	1	0	.56	2.30
.021	.21	1	0	.56	2.15
.028	.22	1	0	.56	1.99
.042	.24	1	0	.56	1.85
.056	.26	1	0	.56	1.71
.070	.27	1	0	.56	1.63
.084	.28	1	0	.56	1.55
.110	.30	1	0	.56	1.45
.170	.34	1	0	.56	1.31
.280	.38	1	0	.56	1.15
.420	.42	1	0	.56	1.04
.560	.44	1	0	.56	1.00

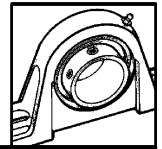
Lubrication—DODGE Ball Bearings are lubricated at the factory and are ready to run. The bearings are initially lubricated with Shell Alvania #2 and should be relubricated with the same or some equivalent. For high speeds, high loads, extreme temperatures and other abnormal operating conditions, special greases may be required. Contact DODGE Application Engineering for recommendations on these types of applications.

Misalignment—DODGE Ball Bearings are designed to allow a maximum of $\pm 2^\circ$ static misalignment. These bearings are not suitable for dynamic misalignment. To ensure good alignment, mounting surfaces must be checked for flatness and must lie in the same plane. When tightening base bolts, each bolt should be alternately tightened in incremental torque values until full torque is achieved to prevent the angular shifting of the pillow block that occurs when one bolt is tightened to its full torque. Shimming may be required to minimize misalignment.

Shaft Tolerances		
Normal Shaft Size Inches	Commercial Shaft Tolerances Inches	Recommended Shaft Tolerances Set Screw Ball Bearings Inches
Up to 1-1/2"	+0.000 -0.002	+0.0000 -0.0005
Over 1-1/2" to 2-1/2"	+0.000 -0.003	+0.0000 -0.0010
Over 2-1/2" to 4"	+0.000 -0.004	+0.0000 -0.0010

MODIFICATIONS PAGE B2-119	RELATED PRODUCTS PAGE B2-43		
------------------------------	--------------------------------	--	--

SELECTION



Setscrew Ball Bearings - Inch

TABLE 2 –EASY SELECTION TABLE FOR BALL BEARING MOUNTED UNITS

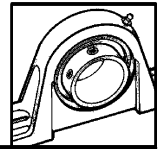
RING SIZE	SHAFT SIZE		DYMANIC CAPACITY C, Lbs.	STATIC CAPACITY Co, Lbs.	L10 LIFE HOURS	ALLOWABLE EQUIVALENT RADIAL LOAD RATING (LBS.) AT VARIOUS RPM*								
	SC, VSC,SL, CC	SCM				50	150	250	500	750	1000	1500	1750	2000
203	1/2 5/8		2158	1000	20000	550	380	320	255	225	205	175	170	160
					30000	480	335	280	225	195	175	155	145	140
					40000	440	305	255	205	175	160	140	135	130
					60000	380	265	225	175	155	140	125	115	110
					100000	320	225	190	150	130	120	105	100	95
204	1/2 5/8 3/4 13/16		2899	1390	20000	740	515	435	345	300	275	240	225	215
					30000	645	450	380	300	260	240	210	200	190
					40000	590	410	345	275	240	215	190	180	170
					60000	515	355	300	240	210	190	165	155	150
					100000	435	300	255	200	175	160	140	130	125
205	7/8 15/16 1		3146	1565	20000	805	560	470	375	325	295	260	245	235
					30000	705	485	410	325	285	260	225	215	205
					40000	640	445	375	295	260	235	205	195	185
					60000	560	385	325	260	225	205	180	170	165
					100000	470	325	275	220	190	175	150	145	135
206	1-1/16 1-1/8 1-3/16 1-1/4	1	4368	2250	20000	1115	775	655	520	455	410	360	340	325
					30000	975	675	570	455	395	360	315	300	285
					40000	885	615	520	410	360	325	285	270	260
					60000	775	535	455	360	315	285	250	235	225
					100000	655	455	380	305	265	240	210	200	190
207	1-1/4 1-5/16 1-3/8 1-7/16	1-3/16 1-1/4	5759	3065	20000	1475	1020	860	685	595	545	475	450	430
					30000	1285	890	755	595	520	475	415	395	375
					40000	1170	810	685	545	475	430	375	355	340
					60000	1020	710	595	475	415	375	330	310	300
					100000	860	595	505	400	350	315	275	265	250
208	1-1/2 1-5/8	1-7/16 1-1/2**	7332	4005	20000	1875	1300	1095	870	760	690	605	575	550
					30000	1640	1135	960	760	665	605	525	500	480
					40000	1490	1030	870	690	605	550	480	455	435
					60000	1300	900	760	605	525	480	420	400	380
					100000	1095	760	640	510	445	405	355	335	320
209	1-5/8 1-11/16 1-3/4	1-1/2	7891	4450	20000	2020	1400	1180	935	820	745	650	615	590
					30000	1765	1225	1030	820	715	650	570	540	515
					40000	1600	1110	935	745	650	590	515	490	470
					60000	1400	970	820	650	570	515	450	430	410
					100000	1180	820	690	550	480	435	380	360	345
210	1-15/16 2	1-11/16 1-3/4	7891	4450	20000	2020	1400	1180	935	820	745	650	615	590
					30000	1765	1225	1030	820	715	650	570	540	515
					40000	1600	1110	935	745	650	590	515	490	470
					60000	1400	970	820	650	570	515	450	430	410
					100000	1180	820	690	550	480	435	380	360	345
211	2 2-3/16 2-1/4	1-15/16 2	9755	5630	20000	2491	1727	1457	1156	1010	918	802	761	729
					30000	2176	1509	1272	1010	882	802	700	665	636
					40000	1977	1371	1156	918	802	728	636	604	578
					60000	1727	1197	1010	802	700	636	556	528	505
					100000	1457	1010	852	676	591	537	469	445	426
212	2-1/4 2-7/16	2-3/16 2-1/4	11791	6955	20000	3015	2090	1765	1400	1225	1110	970	925	880
					30000	2635	1825	1540	1225	1070	970	880	805	770
					40000	2395	1660	1400	1110	970	880	770	730	700
					60000	2090	1450	1225	970	850	770	675	640	610
					100000	1765	1225	1030	820	715	650	570	540	515
214	2 11/16	2-7/16 2-1/2	13995	8410	20000	3580	2480	2095	1660	1450	1320	1155	1095	1045
					30000	3125	2170	1830	1450	1270	1155	1005	955	915
					40000	2840	1970	1660	1320	1155	1045	915	870	830
					60000	2480	1720	1450	1155	1005	915	800	760	725
					100000	2095	1450	1225	970	850	770	675	640	615
215	2-15/16	2-11/16	14872	9255	20000	3805	2640	2225	1765	1545	1400	1225	1165	1115
					30000	3325	2305	1945	1545	1350	1225	1070	1015	975
					40000	3020	2095	1765	1400	1225	1115	975	925	885
					60000	2640	1830	1545	1225	1070	975	850	805	770
					100000	2225	1545	1300	1035	905	820	715	680	650
216		2-15/16 3	17407	11015	20000	4450	3085	2605	2065	1805	1640	1435	1360	1300
					30000	3890	2695	2275	1805	1580	1435	1250	1190	1140
					40000	3535	2450	2065	1640	1435	1300	1140	1080	1035
					60000	3085	2140	1805	1435	1250	1140	995	945	905
					100000	2605	1805	1525	1210	1055	960	840	795	760
218		3-7/16 3-1/2	21451	13940	20000	5485	3805	3210	2550	2225	2025	1765	1680	1605
					30000	4795	3325	2805	2225	1945	1765	1545	1465	1405
					40000	4355	3020	2550	2025	1765	1605	1405	1335	1276
					60000	3805	2640	2225	1765	1545	1405	1225	1165	1115
					100000	3210	2225	1880	1490	1300	1185	1035	980	940

* Slight interference fit required when operating on the right of the heavy line or in the shaded area.

** Piloted flange only.

FEATURE/BENEFITS SETScrew BALL BEARINGS PAGE B2-2	HOW TO ORDER/ NOMENCLATURE PAGE B2-4	SELECTION ECCENTRIC COLLAR BALL BEARINGS PAGE B3-1	SELECTION D-LOK BALL BEARINGS PAGE B4-5
---	--	--	---

SELECTION



Setscrew Ball Bearings - Inch

TABLE 2 (continued) — EASY SELECTION TABLE FOR BALL BEARING MOUNTED UNITS

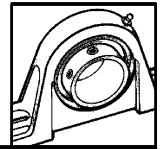
RING SIZE	SHAFT SIZE		DYMANIC CAPACITY C, Lbs.	STATIC CAPACITY Co, Lbs.	L10 LIFE HOURS	ALLOWABLE EQUIVALENT RADIAL LOAD RATING (LBS.) AT VARIOUS RPM*									
	SC, VSC,SL, CC	SCM				2500	3000	3500	4000	4500	5000	5500	6500	7500	
203	1/2 5/8		2158	1000	20000	150	140	135	130	125	120	115	110	105	
					30000	130	125	115	110	105	105	100	95	90	
					40000	120	110	105	100	95	95	90	85	80	
					60000	105	95	95	90	85	80	80	75	70	
					100000	85	80	80	75	70	70	65	65	60	
204	1/2 5/8 3/4 13/16		2899	1390	20000	200	190	180	170	165	160	155	150	145	
					30000	175	165	155	150	145	140	135	130	125	
					40000	160	150	145	135	130	125	125	115	110	
					60000	140	130	125	120	115	110	105	100	95	
					100000	115	110	105	100	90	95	90	85	80	
205	7/8 15/16 1		3146	1565	20000	220	205	195	185	180	175	170	160	150	
					30000	190	180	170	165	155	150	145	140	130	
					40000	175	165	155	150	140	135	135	125	120	
					60000	150	140	135	130	125	120	115	110	105	
					100000	125	120	115	110	105	100	100	95	90	
206	1-1/16 1-1/8 1-3/16 1-1/4	1	4368	2250	20000	305	285	270	260	250	240	235	200		
					30000	265	250	235	225	220	210	205	195		
					40000	240	225	215	205	200	190	185	175		
					60000	210	200	190	180	175	165	160	155		
					100000	175	165	160	150	145	140	135	130		
207	1-1/4 1-5/16 1-3/8 1-7/16	1-3/16 1-1/4	5759	3065	20000	400	375	355	340	330	315	305			
					30000	350	330	310	300	285	275	270			
					40000	315	300	285	270	260	250	245			
					60000	275	260	250	235	230	220	225			
					100000	235	220	210	200	190	185	180			
208	1-1/2 1-5/8	1-7/16 1-1/2**	7332	4005	20000	510	480	455	435	420	405				
					30000	445	420	400	380	365	355				
					40000	405	380	360	345	330	320				
					60000	355	330	315	300	290	280				
					100000	300	280	265	255	245	235				
209	1-5/8 1-11/16 1-3/4	1-1/2	7891	4450	20000	550	515	490	470	450	435				
					30000	480	450	430	410	395	380				
					40000	435	410	390	370	360	345				
					60000	380	360	340	325	310	300				
					100000	320	300	285	275	265	255				
210	1-15/16 2	1-11/16 1-3/4	7891	4450	20000	550	515	490	470	450					
					30000	480	450	430	410	395					
					40000	435	410	390	370	360					
					60000	380	360	340	325	310					
					100000	320	300	285	275	265					
211	2 2-3/16 2-1/4	1-15/16 2	9755	5630	20000	676	636	604	578						
					30000	591	556	528	505						
					40000	537	505	480	459						
					60000	469	441	419	401						
					100000	395	372	353	338						
212	2-1/4 2-7/16	2-3/16 2-1/4	11791	6955	20000	820	770	730							
					30000	715	675	640							
					40000	650	610	580							
					60000	570	535	510							
					100000	480	450	430							
214	2 11/16	2-7/16 2-1/2	13995	8410	20000	970	915								
					30000	850	800								
					40000	770	725								
					60000	675	635								
					100000	570	535								
215	2-15/16	2-11/16	14872	9255	20000	1035	975								
					30000	905	850								
					40000	820	770								
					60000	715	675								
					100000	605	570								
216		2-15/16 3	17407	11015	20000	1210									
					30000	1055									
					40000	960									
					60000	840									
					100000	705									
218		3-7/16 3-1/2	21451	13940	20000										
					30000										
					40000										
					60000										
					100000										

* Slight interference fit required when operating on the right of the heavy line.

** Piloted flange only.

DIMENSIONS PAGE B2-10	MODIFICATIONS PAGE B2-119	RELATED PRODUCTS PAGE B2-43	
--------------------------	------------------------------	--------------------------------	--

SELECTION



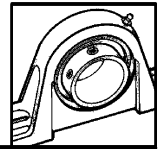
Setscrew Ball Bearings - Metric

TABLE 2 - EASY SELECTION TABLE FOR BALL BEARING MOUNTED UNITS

RING SIZE	SHAFT SIZE		DYNAMIC CAPACITY C, N.	STATIC CAPACITY Co, N.	L10 LIFE HOURS	ALLOWABLE EQUIVALENT RADIAL LOAD RATING (N.) AT VARIOUS RPM*									
	SC, VSC,SL, CC	SCM				50	150	250	500	750	1000	1500	1750	2000	
203	17mm		9600	4450	20000	2446	1690	1423	1134	1001	912	778	756	712	
					30000	2135	1490	1245	1001	867	778	689	645	623	
					40000	1957	1357	1134	912	778	712	623	600	578	
					60000	1690	1179	1001	778	689	623	556	512	489	
					100000	1423	1001	845	667	578	534	467	445	423	
204	20mm		12895	6185	20000	3292	2291	1935	1535	1334	1223	1068	1001	956	
					30000	2869	2002	1690	1334	1156	1068	934	890	845	
					40000	2624	1824	1535	1223	1068	956	845	801	756	
					60000	2291	1579	1334	1068	934	845	734	689	667	
					100000	1935	1334	1134	890	778	712	623	578	556	
205	25mm		13995	6964	20000	3581	2491	2091	1668	1446	1312	1156	1090	1045	
					30000	3136	2157	1824	1446	1268	1156	1001	956	912	
					40000	2847	1979	1668	1312	1156	1045	912	867	823	
					60000	2491	1712	1446	1156	1001	912	801	756	734	
					100000	2091	1446	1223	979	845	778	667	645	600	
206	30mm	25mm	18993	10013	20000	4960	3447	2913	2313	2024	1824	1601	1512	1446	
					30000	4337	3002	2535	2024	1757	1601	1401	1334	1268	
					40000	3936	2736	2313	1824	1601	1446	1268	1201	1156	
					60000	3447	2380	2024	1601	1401	1268	1112	1045	1001	
					100000	2913	2024	1690	1357	1179	1068	934	890	845	
207	35mm	30mm	25628	13639	20000	6561	4537	3825	3047	2647	2424	2113	2002	1913	
					30000	5716	3959	3358	2674	2313	2113	1846	1757	1668	
					40000	5204	3603	3047	2424	2113	1913	1668	1579	1512	
					60000	4537	3158	2647	2113	1846	1669	1468	1379	1334	
					100000	3825	2647	2246	1779	1557	1401	1223	1179	1112	
208	40mm	35mm	32627	17822	20000	8340	5782	4871	3870	3380	3069	2691	2558	2446	
					30000	7295	5048	4270	3380	2958	2691	2335	2224	2135	
					40000	6628	4581	3870	3069	2691	2446	2135	2024	1935	
					60000	5782	4003	3380	2691	2335	2135	1868	1779	1690	
					100000	4871	3380	2847	2268	1979	1801	1579	1490	1423	
209	45mm	40mm	35115	19803	20000	8985	6227	5249	4159	3647	3314	2891	2736	2624	
					30000	7851	5449	4581	3649	3180	2891	2535	2402	2291	
					40000	7117	4937	4159	3314	2891	2624	2291	2180	2091	
					60000	6227	4315	3647	2891	2535	2291	2002	1913	1824	
					100000	5249	3647	3069	2446	2135	1935	1690	1601	1535	
210	50mm	45mm	35115	19803	20000	8985	6227	5249	4159	3647	3314	2891	2736	2624	
					30000	7851	5449	4581	3647	3180	2891	2535	2402	2291	
					40000	7117	4937	4159	3314	2891	2624	2291	2180	2091	
					60000	6227	4315	3647	2891	2535	2291	2002	1913	1824	
					100000	5249	3647	3069	2446	2135	1935	1690	1601	1535	
211	55mm	50mm	43394	25054	20000	11079	7682	6479	5142	4492	4082	3566	3387	3241	
					30000	9678	6711	5660	4492	3924	3566	3115	2959	2831	
					40000	8793	6097	5142	4082	3566	3240	2830	2688	2572	
					60000	7682	5326	4492	3566	3115	2830	2472	2348	2247	
					100000	6479	4492	3789	3007	2627	2387	2085	1981	1895	
212	60mm	55mm	52470	30950	20000	13411	9296	7851	6227	5449	4937	4315	4114	3914	
					30000	11720	8118	6850	5449	4759	4315	3914	3581	3425	
					40000	10653	7384	6227	4937	4315	3914	3425	3247	3114	
					60000	9296	6450	5449	4315	3781	3425	3002	2847	2713	
					100000	7851	5449	4581	3647	3180	2891	2535	2402	2291	
214	70mm	65mm	62278	37425	20000	15924	11031	9319	7384	6450	5871	5137	4871	4648	
					30000	13900	9672	8140	6450	5649	5137	4470	4248	4070	
					40000	12632	8763	7384	5871	5137	4648	4070	3870	3692	
					60000	11031	7651	6450	5137	4470	4070	3558	3380	3225	
					100000	9319	6450	5449	4315	3781	3425	3002	2847	2736	
215	75mm	70mm	66180	41185	20000	16925	11743	9897	7851	6872	6227	5449	5182	4960	
					30000	14790	10253	8651	6872	6005	5449	4759	4515	4337	
					40000	13433	9319	7851	6227	5449	4960	4337	4114	3936	
					60000	11743	8140	6872	5449	4759	4337	3781	3581	3425	
					100000	9897	6872	5782	4604	4025	3647	3180	3025	2891	
216	75mm		77426	49155	20000	19794	13722	11587	9185	8029	7295	6383	6049	5782	
					30000	17303	11987	10119	8029	7028	6383	5560	5293	5071	
					40000	15724	10898	9185	7295	6383	5782	5071	4804	4604	
					60000	13722	9519	8029	6393	5560	5071	4426	4203	4025	
					100000	11587	8029	6783	5382	4693	4270	3736	3536	3380	
218	85mm		95371	62005	20000	24397	16925	14278	11342	9897	9007	7851	7473	7139	
					30000	21328	14790	12477	9897	8651	7851	6872	6516	6249	
					40000	19371	13433	11342	9007	7851	7139	6249	5938	5676	
					60000	16925	11743	9897	7851	6872	6249	5449	5182	4960	
					100000	14278	9897	8362	6628	5782	5271	4604	4359	4181	

* Slight interference fit required when operating on the right of the heavy line or in the shaded area.

FEATURE/BENEFITS SETScrew BALL BEARINGS PAGE B2-2	HOW TO ORDER/ NOMENCLATURE PAGE B2-4	SELECTION ECCENTRIC COLLAR BALL BEARINGS PAGE B3-1	SELECTION D-LOK BALL BEARINGS PAGE B4-5
---	--	--	---



SELECTION

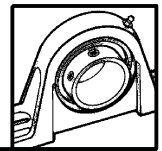
Setscrew Ball Bearings - Metric

TABLE 2 (continued) EASY SELECTION TABLE FOR BALL BEARING MOUNTED UNITS

RING SIZE	SHAFT SIZE		DYMANIC CAPACITY C, N.	STATIC CAPACITY Co, N.	L10 LIFE HOURS	ALLOWABLE EQUIVALENT RADIAL LOAD RATING (N.) AT VARIOUS RPM*									
	SC, VSC,SL, CC	SCM				2500	3000	3500	4000	4500	5000	5500	6500	7500	
203	17mm		9600	4450	20000	667	623	600	578	556	534	512	489	467	
					30000	578	556	512	489	467	445	423	400	378	356
					40000	534	489	467	445	423	400	378	356	334	311
					60000	467	423	423	400	378	356	334	311	289	267
					100000	378	356	356	334	311	289	267			
204	20mm		12895	6185	20000	890	845	801	756	734	712	689	645	623	
					30000	778	724	689	667	645	623	600	578	556	512
					40000	712	667	645	600	578	556	534	512	489	467
					60000	623	578	556	534	512	489	467	445	423	400
					100000	512	489	467	445	400	423	400	378	356	
205	25mm		13995	6964	20000	979	912	867	823	801	778	756	712	667	
					30000	845	801	756	734	689	667	645	623	600	556
					40000	778	734	689	667	623	600	600	600	556	534
					60000	667	623	600	578	556	534	512	489	467	445
					100000	556	534	512	489	467	445	445	423	400	
206	30mm	25mm	18993	10013	20000	1357	1268	1201	1156	1112	1068	1045	979		
					30000	1179	1112	1045	1001	979	934	912	867		
					40000	1068	1001	958	912	890	845	823	778		
					60000	934	890	845	801	778	734	712	689		
					100000	778	734	712	667	645	623	600	578		
207	35mm	30mm	25628	13639	20000	1779	1668	1579	1512	1468	1401	1357			
					30000	1557	1468	1379	1134	1268	1223	1201			
					40000	1401	1334	1268	1201	1156	1112	1090			
					60000	1223	1156	1112	1045	1023	979	956			
					100000	1045	979	934	890	845	823	801			
208	40mm	35mm	32627	17822	20000	2268	2135	2024	1935	1868	1801				
					30000	1979	1868	1779	1690	1624	1579				
					40000	1801	1690	1601	1535	1468	1423				
					60000	1576	1468	1401	1334	1290	1245				
					100000	1334	1245	1179	1134	1090	1045				
209	45mm	40mm	35115	19803	20000	2446	2291	2180	2091	2002	1935				
					30000	2135	2002	1913	1824	1757	1690				
					40000	1935	1824	1735	1646	1601	1535				
					60000	1690	1601	1512	1446	1379	1334				
					100000	1423	1334	1268	1223	1179	1134				
210	50mm	45mm	35115	19803	20000	2446	2291	2180	2091	2002					
					30000	2135	2002	1913	1824	1757					
					40000	1935	1824	1735	1646	1601					
					60000	1690	1601	1512	1446	1379					
					100000	1423	1334	1268	1223	1179					
211	55mm	50mm	43394	25054	20000	3007	2830	2688	2571						
					30000	2627	2472	2348	2246						
					40000	2387	2246	2134	2041						
					60000	2085	1962	1864	1783						
					100000	1759	1655	1572	1504						
212	60mm	55mm	52470	30950	20000	3647	3425	3247							
					30000	3180	3002	2847							
					40000	2891	2713	2580							
					60000	2535	2380	2268							
					100000	2135	2002	1913							
214	70mm	65mm	62278	37425	20000	4315	4070								
					30000	3781	3558								
					40000	3425	3225								
					60000	3002	2824								
					100000	2535	2380								
215	75mm	70mm	66180	41185	20000	4604	4337								
					30000	4025	3781								
					40000	3647	3425								
					60000	3180	3002								
					100000	2691	2535								
216		75mm	77426	49155	20000	5382									
					30000	4693									
					40000	4270									
					60000	3736									
					100000	3136									
218		85mm	95371	62005	20000										
					30000										
					40000										
					60000										
					100000										

* Slight interference fit required when operating on the right of the heavy line or in the shaded area.

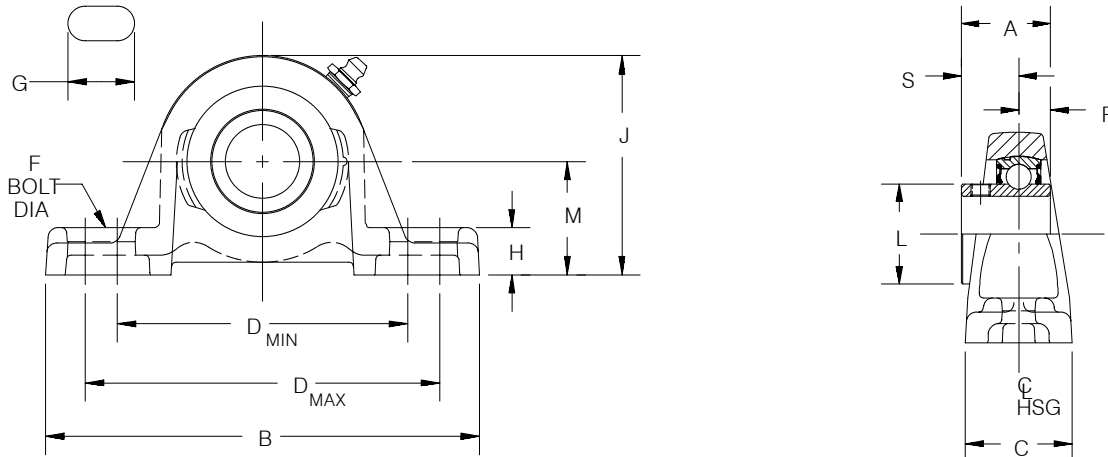
DIMENSIONS PAGE B2-10	MODIFICATIONS PAGE B2-119	RELATED PRODUCTS PAGE B2-43	
--------------------------	------------------------------	--------------------------------	--



SELECTION/DIMENSIONS

Setscrew Ball Bearings

SC AND SCU NORMAL DUTY PILLOW BLOCKS

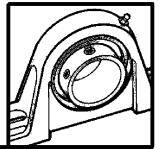


Series	Shaft Size	Relube		No-Lube/Sealed for Life (-NL)		With Flingers	
		Part Number	Description	Part Number	Description	Part Number	Description
203	1/2	123830	P2B-SC-008	@	P2B-SC-008-NL	@	P2B-SC-008-FF
	5/8	123831	P2B-SC-010	126500	P2B-SC-010-NL	124575	P2B-SC-010-FF
	17mm	053170	P2B-SC-17M	@	P2B-SC-17M-NL	@	P2B-SC-17M-FF
203 (SCU)	1/2	123753	P2B-SCU-008	@	P2B-SCU-008-NL	@	P2B-SCU-008FF
	5/8	123754	P2B-SCU-010	@	P2B-SCU-010-NL	@	P2B-SCU-010-FF
	17MM	125850	P2B-SCU-17M	@	P2B-SCU-17M-NL	@	P2B-SCU-17M-FF
204	1/2	123835	P2B-SC-008L	052101	P2B-SC-008L-NL	@	P2B-SC-008L-FF
	5/8	123836	P2B-SC-010L	@	P2B-SC-010L-NL	@	P2B-SC-010L-FF
	3/4	123803	P2B-SC-012	052012	P2B-SC-012-NL	053256	P2B-SC-012-FF
	20mm	125851	P2B-SC-20M	@	P2B-SC-20M-NL	@	P2B-SC-20M-FF
205	7/8	123804	P2B-SC-014	126502	P2B-SC-014-NL	@	P2B-SC-014-FF
	15/16	123805	P2B-SC-015	126503	P2B-SC-015-NL	124029	P2B-SC-015-FF
	1	123806	P2B-SC-100	123824	P2B-SC-100-NL	123779	P2B-SC-100-FF
	25mm	125852	P2B-SC-25M	@	P2B-SC-25M-NL	@	P2B-SC-25M-FF
206	1-1/16	123807	P2B-SC-101	126504	P2B-SC-101-NL	@	P2B-SC-101-FF
	1-1/8	123808	P2B-SC-102	126505	P2B-SC-102-NL	125383	P2B-SC-102-FF
	1-3/16	123809	P2B-SC-103	123828	P2B-SC-103-NL	050270	P2B-SC-103-FF
	1-1/4	123170	P2B-SC-104S	@	P2B-SC-104S-NL	@	P2B-SC-104S-FF
	30mm	125853	P2B-SC-30M	@	P2B-SC-30M-NL	@	P2B-SC-30M-FF
206 (SCU)	1-1/16	123877	P2B-SCU-101	@	P2B-SCU-101-NL	@	P2B-SCU-101-FF
	1-1/8	123878	P2B-SCU-102	@	P2B-SCU-102-NL	@	P2B-SCU-102-FF
	1-3/16	123879	P2B-SCU-103	050837	P2B-SCU-103-NL	@	P2B-SCU-103-FF
	1-1/4	123894	P2B-SCU-104S	@	P2B-SCU-104S-NL	@	P2B-SCU-104S-FF
	30mm	125854	P2B-SCU-30M	@	P2B-SCU-30M-NL	@	P2B-SCU-30M-FF
207	1-1/4	123810	P2B-SC-104	@	P2B-SC-104-NL	123097	P2B-SC-104-FF
	1-5/16	123811	P2B-SC-105	@	P2B-SC-105-NL	@	P2B-SC-105-FF
	1-3/8	123812	P2B-SC-106	123781	P2B-SC-106-NL	054695	P2B-SC-106-FF
	1-7/16	123813	P2B-SC-107	123792	P2B-SC-107-NL	051571	P2B-SC-107-FF
	3mm	125855	P2B-SC-35M	@	P2B-SC-35M-NL	@	P2B-SC-35M-FF

@ Assembled to order.

FEATURE/BENEFITS SETSCREW BALL BEARINGS PAGE B2-2	HOW TO ORDER/ NOMENCLATURE PAGE B2-4	SELECTION PAGE B2-5	
---	--	------------------------	--

SELECTION/DIMENSIONS



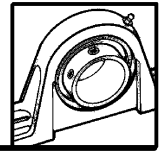
Setscrew Ball Bearings

SC AND SCU NORMAL DUTY PILLOW BLOCKS

Series	Shaft Size	Weight lbs. kgs.	A	B	C	D		F Bolt Dia.
						Min.	Max.	
203	1/2	1.1	1	5	1-7/32	3-1/4	4-1/16	3/8
	5/8	1.0	25.4	127.0	31.0	82.6	103.2	M10
	17mm	0.4						
203 (SCU)	1/2	1.2	1	5	1-7/32	3-1/4	4-1/16	3/8
	5/8	1.0	25.4	127.0	31.0	82.6	103.2	M10
	17MM	0.4						
204	1/2	1.6	1-5/32	5-1/4	1-11/32	3-3/8	4-3/16	3/8
	5/8	1.5						
	3/4	1.4	29.4	133.4	34.1	85.7	106.4	M10
	20mm	0.7						
205	7/8	1.8	1-3/16	5-1/2	1-13/32	4-1/4	4-1/2	3/8
	15/16	1.7						
	1	1.6	30.2	139.7	35.7	108.0	114.3	M10
	25mm	0.7						
206	1-1/16	2.8	1-25/64	6-1/4	1-3/4	4-1/4	5	1/2
	1-1/8	2.7						
	1-3/16	2.6	35.3	158.8	44.5	108.0	127.0	M12
	1-1/4	2.5						
	30mm	1.1						
206 (SCU)	1-1/16	2.9	1-25/64	6-1/4	1-3/4	4-1/4	5	1/2
	1-1/8	2.8						
	1-3/16	2.7	35.3	158.8	44.5	108.0	127.0	M12
	1-1/4	2.6						
	30mm	1.1						
207	1-1/4	4.5	1-17/32	6-1/2	1-3/4	4-11/16	5-7/16	1/2
	1-5/16	4.4						
	1-3/8	4.3	38.9	165.1	44.5	119.1	138.1	M12
	1-7/16	4.2						
	3mm	1.5						

Series	Shaft Size	G	H	J	L	M	R	S
203	1/2	27/32	15/32	2-5/32	31/32	1-1/16	0.359	0.641
	5/8	21.4	11.9	54.8	24.6	27.0	9.1	16.3
	17mm							
203 (SCU)	1/2	27/32	19/32	2-9/32	31/32	1-3/16	0.359	0.641
	5/8	21.4	15.1	57.9	24.6	30.2	9.1	16.3
	17MM							
204	1/2	27/32	17/32	2-9/16	1-1/8	1-5/16	0.422	0.734
	5/8							
	3/4	21.4	13.5	65.1	28.6	33.3	10.7	18.7
	20MM							
205	7/8	27/32	19/32	2-25/32	1-5/16	1-7/16	0.422	0.766
	15/16							
	1	21.4	15.1	70.6	33.3	36.5	10.7	19.4
206	1-1/16	15/16	11/16	3-1/4	1-37/64	1-5/8	0.484	29/32
	1-1/8							
	1-3/16	23.8	17.5	82.6	40.1	41.3	12.3	23.0
	1-1/4							
	30mm							
206 (SCU)	1-1/16	15/16	3/4	3-5/16	1-37/64	1-11/16	0.484	0.906
	1-1/8							
	1-3/16	23.8	19.1	84.1	40.1	42.9	12.3	23.0
	1-1/4							
	30mm							
207	1-1/4	15/16	23/32	3-3/4	1-27/32	1-7/8	0.500	1.031
	1-5/16							
	1-3/8	23.8	18.3	95.3	46.8	47.6	12.7	26.2
	1-7/16							
	35MM							

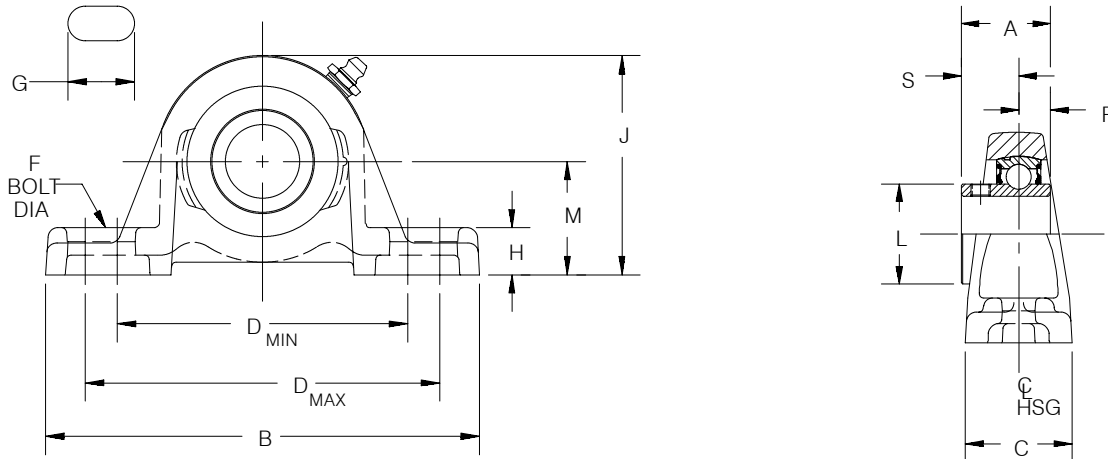
DIMENSIONS SC INSERTS PAGE B2-108	MODIFICATIONS PAGE B2-119	RELATED PRODUCTS PAGE B2-43	
---	------------------------------	--------------------------------	--



SELECTION/DIMENSIONS

Setscrew Ball Bearings

SC AND SCU NORMAL DUTY PILLOW BLOCKS

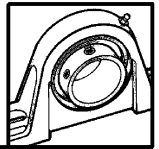


Series	Shaft Size	Relube		No-Lube/Sealed for Life (-NL)		With Flingers	
		Part Number	Description	Part Number	Description	Part Number	Description
208	1-1/2	123814	P2B-SC-108	123829	P2B-SC-108-NL	125172	P2B-SC-108-FF
	1-5/8	123815	P2B-SC-110	126510	P2B-SC-110-NL	051996	P2B-SC-110-FF
	40mm	@	P2B-SC-40M	@	P2B-SC-40M-NL	053199	P2B-SC-40M-FF
209	1-5/8	125169	P2B-SC-110L	@	P2B-SC-110L-NL	@	P2B-SC-110L-FF
	1-11/16	123816	P2B-SC-111	123784	P2B-SC-111-NL	@	P2B-SC-111-FF
	1-3/4	123817	P2B-SC-112	123782	P2B-SC-112-NL	051896	P2B-SC-112-FF
	45mm	125857	P2B-SC-45M	@	P2B-SC-45M-NL	052259	P2B-SC-45M-FF
210	1-15/16	123818	P2B-SC-115	052982	P2B-SC-115-NL	@	P2B-SC-115-FF
	2	123819	P2B-SC-200	123774	P2B-SC-200-NL	@	P2B-SC-200-FF
	50mm	125858	P2B-SC-50M	@	P2B-SC-50M-NL	@	P2B-SC-50M-FF
211	2	126815	P2B-SCM-200	126547	P2B-SCM-200-NL	054581	P2B-SCM-200-FF
	2-3/16	123820	P2B-SC-203	123783	P2B-SC-203-NL	@	P2B-SC-203-FF
	2-1/4	123821	P2B-SC-204	126513	P2B-SC-204-NL	057335	P2B-SC-204-FF
	55mm	125859	P2B-SC-55M	@	P2B-SC-55M-NL	@	P2B-SC-55M-FF
212	2-1/4	126817	P2B-SCM-204	@	P2B-SCM-204-NL	@	P2B-SCM-204-FF
	2-7/16	123822	P2B-SC-207	123987	P2B-SC-207-NL	@	P2B-SC-207-FF
	60mm	125860	P2B-SC-60M	@	P2B-SC-60M-NL	@	P2B-SC-60M-FF
214	2-1/2	126819	P2B-SCM-208	@	P2B-SCM-208-NL	@	P2B-SCM-208-FF
	2-11/16	123839	P2B-SC-211	@	P2B-SC-211-NL	@	P2B-SC-211-FF
	70mm	125861	P2B-SC-70M	126548	P2B-SC-70M-NL	@	P2B-SC-70M-FF
215	2-15/16	123823	P2B-SC-215	123636	P2B-SC-215-NL	@	P2B-SC-215-FF
	75mm	125862	P2B-SC-75M	@	P2B-SC-75M-NL	@	P2B-SC-75M-FF
215 (SCU)	2-15/16	123728	P2B-SCU-215	@	P2B-SCU-215-NL	054264	P2B-SCU-215-FF
	75mm	052792	P2B-SCU-75M	@	P2B-SC7-75M-NL	@	P2B-SCU-75M-FF
218	90mm	052794	P2B-SC-90M	@	P2B-SC-90M-NL	@	P2B-SC-90M-FF

@Assembled to order

FEATURE/BENEFITS SETSCREW BALL BEARINGS PAGE B2-2	HOW TO ORDER/ NOMENCLATURE PAGE B2-4	SELECTION PAGE B2-5	
---	--	------------------------	--

SELECTION/DIMENSIONS



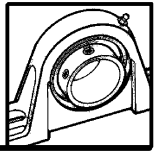
Setscrew Ball Bearings

SC AND SCU NORMAL DUTY PILLOW BLOCKS

Series	Shaft Size	Weight lbs. kgs	A	B	C	D		F Bolt Dia.
						Min.	Max.	
208	1-1/2	5.4	1-11/16	7-1/4	1-15/16	5-3/16	5-7/8	1/2
	1-5/8	5.3						
	40mm	2.2	42.9	184.2	49.2	131.8	149.2	M12
209	1-5/8	6.6	1-23/32	7-7/16	2	5-1/2	6-3/16	1/2
	1-11/16	6.4						
	1-3/4	6.2						
	45mm	2.2	43.7	188.9	50.8	139.7	161.9	M12
210	1-15/16	7.2	1-3/4	8-1/8	2-1/4	6	6-11/16	5/8
	2	7.0						
	50mm	2.6	44.5	206.4	57.2	152.4	169.9	M16
211	2	9.0	1-27/32	8-7/8	2-5/16	6-3/8	7-7/16	5/8
	2-3/16	8.9						
	2-1/4	8.8						
	55mm	3.3	46.8	225.4	58.7	161.9	188.9	M16
212	2-1/4	10.8	1-63/64	9-1/2	2-3/8	6-7/8	7-15/16	5/8
	2-7/16	10.2						
	60mm	4.2	50.4	241.3	60.3	174.6	201.6	M16
214	2-1/2	15.5	2-15/64	10-3/4	2-11/16	7-1/2	8-1/2	3/4
	2-11/16	15.0						
	70mm	6.9	56.8	273.1	68.3	190.5	215.9	M18
215	2-15/16	20.5	2-9/32	11-3/4	2-7/8	8-1/2	9-1/2	7/8
	75mm	7.9	57.9	298.5	73.0	215.9	241.3	M22
215 (SCU)	2-15/16	20.7	2-9/32	11-3/4	2-7/8	8-1/2	9-1/2	7/8
	75mm	8.0	57.9	298.5	73.0	215.9	241.3	M22
218	90mm	13.6	63.1	355.6	85.7	261.9	295.3	M22

Series	Shaft Size	G	H	J	L	M	R	S
208	1-1/2	29/32	15/16	4-3/16	2-3/64	2-1/8	0.594	1.094
	1-5/8							
	40mm	23.0	23.8	106.4	52.0	54.0	15.1	27.8
209	1-5/8	29/32	3/4	4-9/32	2-7/32	2-1/8	0.594	1.125
	1-11/16							
	1-3/4							
	45mm	23.0	19.1	108.7	56.4	54.0	15.1	28.6
210	1-15/16	1-1/32	3/4	4-17/32	2-7/16	2-1/4	0.594	1.156
	2							
	50mm	26.2	19.1	115.1	61.9	57.2	15.1	29.4
211	2	1-7/32	7/8	4-31/32	2-23/32	2-1/2	0.625	1.219
	2-3/16							
	2-1/4							
	55mm	31.0	22.2	126.2	69.1	63.5	15.9	31.0
212	2-1/4	1-7/32	7/8	5-13/32	2-31/32	2-3/4	0.672	1.313
	2-7/16							
	60mm	31.0	22.2	137.3	75.4	69.9	17.1	33.3
214	2-1/2	1-5/16	15/16	6-3/32	3-5/16	3	0.797	1.438
	2-11/16							
	70mm	33.3	23.8	154.8	84.1	76.2	20.2	36.5
215	2-15/16	1-7/16	1	6-3/4	3-5/8	3-1/2	0.813	1.469
	75mm	36.5	25.4	171.5	92.1	88.9	20.6	37.3
215 (SCU)	2-15/16	1-7/16	3/4	6-1/2	3-5/8	3-1/4	0.813	1.469
	75mm	36.5	19.1	165.1	92.1	82.6	20.6	37.3
218	90mm	40.5	33.3	203.2	110.7	101.6	23.4	39.7

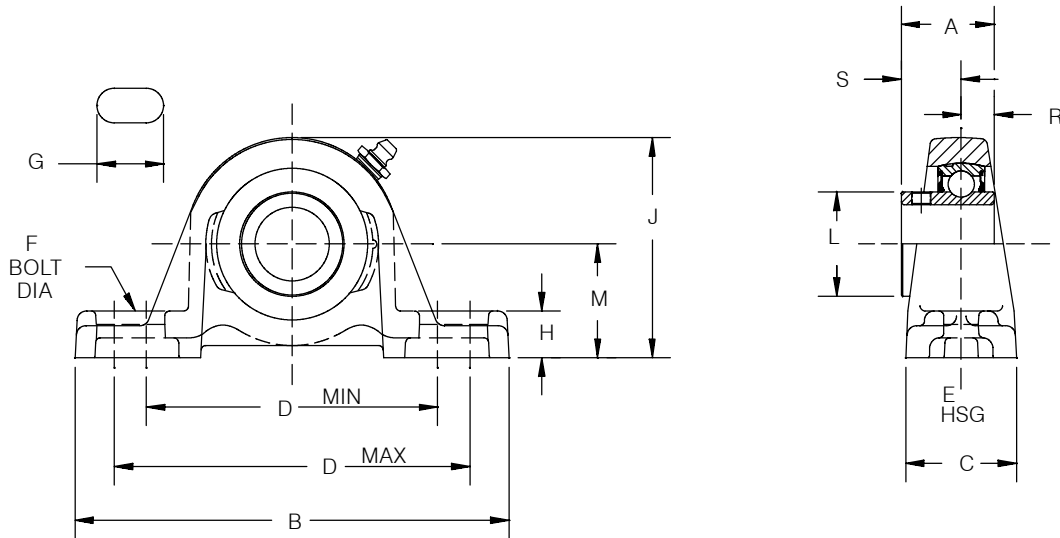
DIMENSIONS SC INSERTS PAGE B2-108	MODIFICATIONS PAGE B2-119	RELATED PRODUCTS PAGE B2-43	
---	------------------------------	--------------------------------	--



SELECTION/DIMENSIONS

Setscrew Ball Bearings

SCAH AND SCUAH AIR HANDLING NORMAL DUTY PILLOW BLOCKS



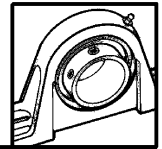
Series	Shaft Size	Part Number	Description
203	1/2	123725	P2B-SCAH-008
	5/8	123958	P2B-SCAH-010
	17mm	@	P2B-SCAH-17M
203 (SCU)	1/2	@	P2B-SCUAH-008
	5/8	@	P2B-SCUAH-010
	17mm	@	P2B-SCUAH-17M
204	1/2	@	P2B-SCAH-008L
	5/8	123790	P2B-SCAH-010L
	3/4	123904	P2B-SCAH-012
	20mm	@	P2B-SCAH-20M
205	7/8	@	P2B-SCAH-014
	15/16	123903	P2B-SCAH-015
	1	123905	P2B-SCAH-100
	25mm	053718	P2B-SCAH-25M
206	1-1/16	@	P2B-SCAH-101
	1-1/8	123919	P2B-SCAH-102
	1-3/16	123906	P2B-SCAH-103
	1-1/4	@	P2B-SCAH-104S
	30mm	@	P2B-SCAH-30M
206 (SCU)	1-1/16	@	P2B-SCUAH-101
	1-1/8	@	P2B-SCUAH-102
	1-3/16	123918	P2B-SCUAH-103
	1-1/4	123183	P2B-SCUAH-104S
	30mm	@	P2B-SCUAH-30M
207	1-1/4	123907	P2B-SCAH-104
	1-5/16	@	P2B-SCAH-105
	1-3/8	050792	P2B-SCAH-106
	1-7/16	123908	P2B-SCAH-107
	35mm	053717	P2B-SCAH-35M

Series	Shaft Size	Part Number	Description
208	1-1/2	123909	P2B-SCAH-108
	1-5/8	@	P2B-SCAH-110
	40mm	@	P2B-SCAH-40M
209	1-5/8	@	P2B-SCAH-110L
	1-11/16	123910	P2B-SCAH-111
	1-3/4	123911	P2B-SCAH-112
	45mm	052413	P2B-SCAH-45M
210	1-15/16	123912	P2B-SCAH-115
	2	@	P2B-SCAH-200
	50mm	052414	P2B-SCAH-50M
211	2	126847	P2B-SCMAH-200
	2-3/16	123913	P2B-SCAH-203
	2-1/4	@	P2B-SCAH-204
	55mm	@	P2B-SCAH-55M
212	2-1/4	@	P2B-SCMAH-204
	2-7/16	123914	P2B-SCAH-207
	60mm	054009	P2B-SCAH-60M
214	2-1/2	@	P2B-SCMAH-204
	2-11/16	124872	P2B-SCAH-211
	70mm	@	P2B-SCAH-70M
215	2-15/16	123915	P2B-SCAH-215
	75mm	@	P2B-SCAH-75M
215 (SCU)	2-15/16	@	P2B-SCUAH-215
	75mm	@	P2B-SCUAH-75M

@ Assembled to order

DIMENSIONS SCAH FLANGE BEARINGS PAGE B2-42	DIMENSIONS SCMAH PILLOW BLOCKS PAGE B2-30	DIMENSIONS SCMAH FLANGE BEARINGS PAGE B2-48	
--	---	---	--

SELECTION/DIMENSIONS



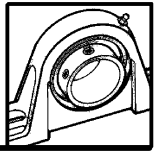
Setscrew Ball Bearings

SCAH AND SCUAH AIR HANDLING NORMAL DUTY PILLOW BLOCKS

Series	Shaft Size	Weight lbs kgs	A	B	C	D		F Bolt Dia.	G	H	J	L	M	R	S
						min.	max.								
203	1/2	1.1	1	5	1-7/32	3-1/4	4-1/16	3/8	27/32	15/32	2-5/32	31/32	1-1/16	0.359	0.641
	5/8	1.0	25.4	127.0	31.0	82.6	103.2	M10	21.4	11.9	54.8	24.6	27.0	9.1	16.3
	17mm	0.4													
203 (SCU)	1/2	1.2	1	5	1-7/32	3-1/4	4-1/16	3/8	27/32	19/32	2-9/32	31/32	1-3/16	0.359	0.641
	5/8	1.0	25.4	127.0	31.0	82.6	103.2	M10	21.4	15.1	57.9	24.6	30.2	9.1	16.3
	17mm	0.4													
204	1/2	1.6	1-5/32	5-1/4	1-11/32	3-3/8	4-3/16	3/8	27/32	17/32	2-9/16	1-1/8	1-5/16	0.422	0.734
	5/8	1.5	29.4	133.4	34.1	85.7	106.4	M10	21.4	13.5	65.1	28.6	33.3	10.7	18.7
	3/4	1.4													
205	7/8	1.8	1-3/16	5-1/2	1-13/32	4-1/4	4-1/2	3/8	27/32	19/32	2-25/32	1-5/16	1-7/16	0.422	0.766
	15/16	1.7	30.2	139.7	35.7	108.0	114.3	M10	21.4	15.1	70.6	33.3	36.5	10.7	19.4
	1	1.6													
206	1-1/16	2.8	1-25/64	6-1/4	1-3/4	4-1/4	5	1/2	15/16	11/16	3-1/4	1-37/64	1-5/8	0.484	0.906
	1-1/8	2.7	35.3	158.8	44.5	108.0	127.0	M12	23.8	17.5	82.6	40.1	41.3	12.3	23.0
	1-3/16	2.6													
206 (SCU)	1-1/4	2.5	1-25/64	6-1/4	1-3/4	4-1/4	5	1/2	15/16	3/4	3-5/16	1-37/64	1-11/16	0.484	0.906
	1-1/16	2.9	35.3	158.8	44.5	108.0	127.0	M12	23.8	19.1	84.1	40.1	42.9	12.3	23.0
	1-1/8	2.8													
207	1-3/16	2.6	1-17/32	6-1/2	1-3/4	4-11/16	5-7/16	1/2	15/16	23/32	3-3/4	1-27/32	1-7/8	0.500	1.031
	1-1/4	2.5	38.9	165.1	44.5	119.1	138.1	M12	23.8	18.3	95.3	46.8	47.6	12.7	26.2
	30mm	1.1													
208	1-1/2	5.4	1-11/16	7-1/4	1-15/16	5-3/16	5-7/8	1/2	29/32	15/16	4-3/16	2-3/64	2-1/8	0.594	1.094
	1-5/8	5.3	42.9	184.2	49.2	131.8	149.2	M12	23.0	23.8	106.4	52.0	54.0	15.1	27.8
	40mm	2.2													
209	1-5/8	6.6	1-23/32	7-7/16	2	5-1/2	6-3/8	1-2	29/32	3/4	4-9/32	2-7/32	2-1/8	0.594	1.125
	1-11/16	6.4	43.7	188.9	50.8	139.7	160.9	M12	23.0	19.1	108.7	56.4	54.0	15.1	28.6
	1-3/4	6.2													
210	45mm	2.2													
	1-15/16	7.2	1-3/4	8-1/8	2-1/4	6	6-11/16	5/8	1-1/32	3/4	4-17/32	2-7/16	2-1/4	0.594	1.156
	2	7.0	44.5	206.4	57.2	152.4	169.9	M16	26.2	19.1	115.1	61.9	57.2	15.1	29.4
211	50mm	2.6													
	2	9.0	1-27/32	8-7/8	2-5/16	6-3/8	7-7/16	5/8	1-7/32	7/8	4-31/32	2-23/32	2-1/2	0.625	1.219
	2-3/16	8.9	46.8	225.4	58.7	161.9	188.9	M16	31.0	22.2	126.2	69.1	63.5	15.9	31.0
212	2-1/4	10.8	1-63/64	9-1/2	2-3/8	6-7/8	7-15/16	5/8	1-7/32	7/8	5-13/32	2-31/32	2-3/4	0.672	1.313
	2-7/16	10.2	50.4	241.3	60.3	174.6	201.6	M16	31.0	22.2	137.3	75.4	69.9	17.1	33.3
	60mm	4.2													
214	2-1/2	15.5	2-15/64	10-3/4	2-11/16	7-1/2	8-1/2	3/4	1-5/16	15/16	6-3/32	3-5/16	3	0.797	1.438
	2-11/16	15.0	56.8	273.1	68.3	190.5	215.9	M18	33.3	23.8	154.8	84.1	76.2	20.2	36.5
	70mm	6.9													
215	2-15/16	20.5	2-9/32	11-3/4	2-7/8	8-1/2	9-1/2	7/8	1-7/16	1	6-3/4	3-5/8	3-1/2	0.813	1.469
	75mm	7.9	57.9	298.5	73.0	215.9	241.3	M22	36.5	25.4	171.5	92.1	88.9	20.6	37.3
	2-15/16	20.7	2-9/32	11-3/4	2-7/8	8-1/2	9-1/2	7/8	1-7/16	3/4	6-1/2	3-5/8	3-1/4	0.813	1.469
215 (SCU)	75mm	8.0	57.9	298.5	73.0	215.9	241.3	M22	36.5	19.1	165.1	92.1	82.6	20.6	37.3

@ Assembled to order

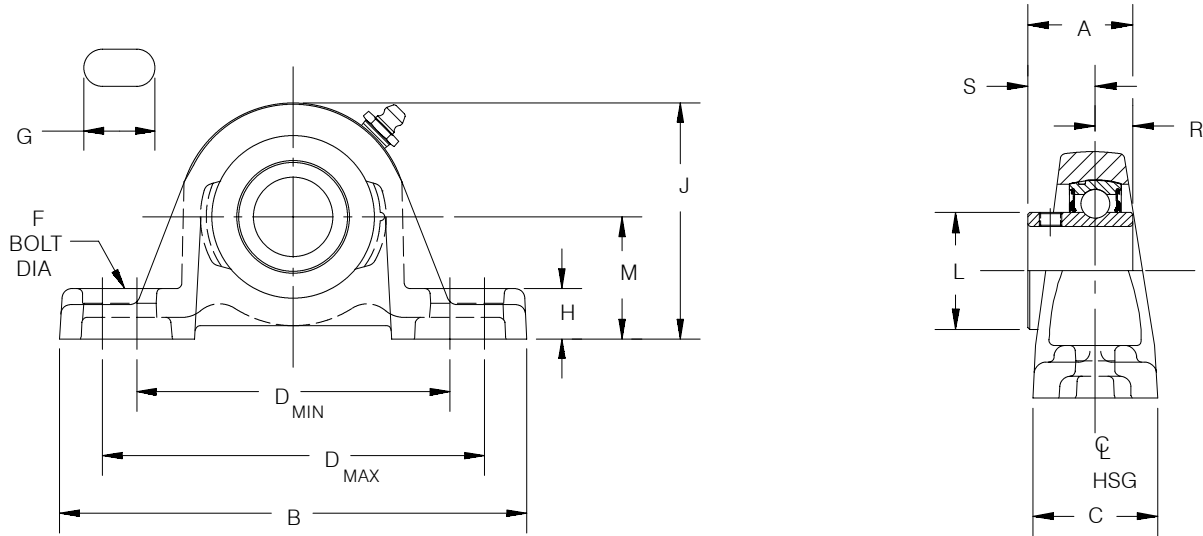
DIMENSIONS SCAH FLANGE BEARINGS PAGE B2-42	DIMENSIONS SCMAH PILLOW BLOCKS PAGE B2-30	DIMENSIONS SCMAH FLANGE BEARINGS PAGE B2-48	
--	---	---	--



SELECTION/DIMENSIONS

Setscrew Ball Bearings

SCB NORMAL DUTY PILLOW BLOCKS

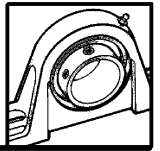


Series	Shaft Size	Part Number	Description
203 (SC)	1/2	123830	P2B-SC-008
	5/8	123831	P2B-SC-010
	17mm	053170	P2B-SC-71M
204	1/2	123854	P2B-SCB-008L
	5/8	123855	P2B-SCB-010L
	3/4	123860	P2B-SCB-012
	20mm	@	P2B-SCB-20M
205	7/8	123861	P2B-SCB-014
	15/16	123862	P2B-SCB-015
	1	123863	P2B-SCB-100
	25mm	125768	P2B-SCB-25M
206	1-1/16	123856	P2B-SCB-101
	1-1/8	123864	P2B-SCB-102
	1-3/16	123865	P2B-SCB-103
	1-1/4	123171	P2B-SCB-104S
	30mm	125760	P2B-SCB-30M
207	1-1/4	123866	P2B-SCB-104
	1-5/16	123857	P2B-SCB-105
	1-3/8	123867	P2B-SCB-106
	1-7/16	123868	P2B-SCB-107
	35mm	124944	P2B-SCB-35M

@ Assembled to order.

FEATURE/BENEFITS SETScrew BALL BEARINGS PAGE B2-2	HOW TO ORDER/ NOMENCLATURE PAGE B2-4	SELECTION PAGE B2-5	
---	--	------------------------	--

SELECTION/DIMENSIONS



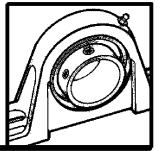
Setscrew Ball Bearings

SCB NORMAL DUTY PILLOW BLOCKS

Series	Shaft Size	Weight	A	B	C	D		F Bolt Dia.
						Min.	Max.	
203 (SC)	1/2	1.1	1	5	1-7/32	3-1/4	4-1/16	3/8
	5/8	1.0						
	17mm	0.4	25.4	127.0	31.0	82.6	103.2	M10
204	1/2	1.6	1-5/32	5-1/4	1-11/32	3-3/8	4-3/16	3/8
	5/8	1.5						
	3/4	1.4						
	20mm	0.7	29.4	133.4	34.1	85.7	106.4	M10
205	7/8	1.8	1-3/16	5-1/2	1-13/32	4-1/4	4-1/2	3/8
	15/16	1.7						
	1	1.6						
	25mm	0.7	30.2	139.7	35.7	108.0	114.3	M10
206	1-1/16	2.8	1-25/64	6-1/4	1-3/4	4-1/4	5	1/2
	1-1/8	2.7						
	1-3/16	2.6						
	1-1/4	2.5						
	30mm	1.1	35.3	158.8	44.5	108.0	127.0	M12
207	1-1/4	4.5	1-17/32	6-1/2	1-3/4	4-11/16	5-7/16	1/2
	1-5/16	4.4						
	1-3/8	4.3						
	1-7/16	4.2						
	35mm	1.5	38.9	165.1	44.5	119.1	138.1	M12

Series	Shaft Size	G	H	J	L	M	R	S
203 (SC)	1/2	27/32	15/32	2-5/32	31/32	1-1/16	0.359	0.641
	5/8							
	17mm	21.4	11.9	54.8	24.6	27.0	9.1	16.3
204	1/2	27/32	15/32	2-1/2	1-1/8	1-1/4	0.422	0.734
	5/8							
	3/4							
	20mm	21.4	11.9	63.5	28.6	31.8	10.7	18.7
205	7/8	27/32	15/32	2-21/32	1-5/16	1-5/16	0.422	0.766
	15/16							
	1							
	25mm	21.4	11.9	67.5	33.3	33.3	10.7	19.4
206	1-1/16	15/16	5/8	3-3/16	1-37/64	1-9/16	0.484	0.906
	1-1/8							
	1-3/16							
	1-1/4							
	30mm	23.8	15.9	81.0	40.1	39.7	12.3	23.0
207	1-1/4	15/16	21/32	3-11/16	1-27/32	1-13/16	0.500	1.031
	1-5/16							
	1-3/8							
	1-7/16							
	35mm	23.8	16.7	93.7	46.8	46.0	12.7	26.2

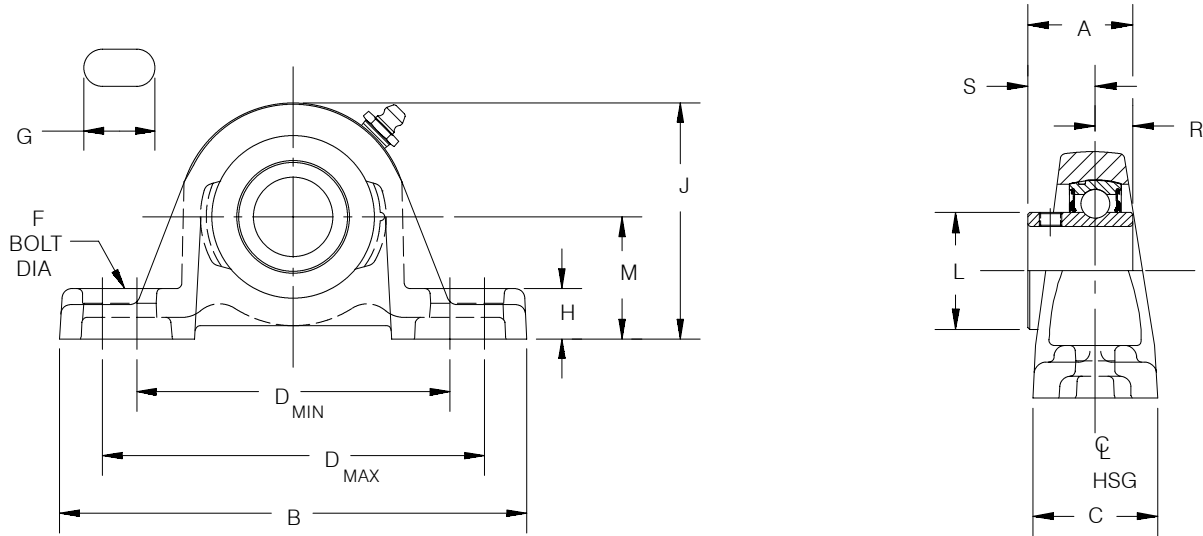
DIMENSIONS SC INSERTS PAGE B2-108	MODIFICATIONS PAGE B2-119	RELATED PRODUCTS PAGE B2-43	
---	------------------------------	--------------------------------	--



SELECTION/DIMENSIONS

Setscrew Ball Bearings

SCB NORMAL DUTY PILLOW BLOCKS

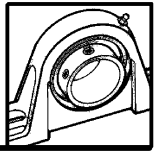


Series	Shaft Size	Part Number	Description
208	1-1/2	123869	P2B-SCB-108
	1-5/8	123858	P2B-SCB-110
	40mm	125856	P2B-SCB-40M
209	1-5/8	@	P2B-SCB-110L
	1-11/16	123870	P2B-SCB-111
	1-3/4	123871	P2B-SCB-112
	45mm	051878	P2B-SCB-45M
210	1-15/16	123872	P2B-SCB-115
	2	123873	P2B-SCB-200
	50mm	051879	P2B-SCB-50M
211	2	057603	P2B-SCB-200L
	2-3/16	123874	P2B-SCB-203
	2-1/4	123859	P2B-SCB-204
	55mm	124943	P2B-SCB-55M
212	2-1/4	@	P2B-SCB-204L
	2-7/16	123875	P2B-SCB-207
	60mm	051880	P2B-SCB-60M
215	2-15/16	123727	P2B-SCB-215
	75mm	@	P2B-SCB-75M

@ Assembled to order.

FEATURE/BENEFITS SETScrew BALL BEARINGS PAGE B2-2	HOW TO ORDER/ NOMENCLATURE PAGE B2-4	SELECTION PAGE B2-5	
---	--	------------------------	--

SELECTION/DIMENSIONS



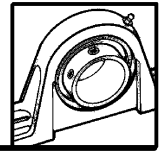
Setscrew Ball Bearings

SCB NORMAL DUTY PILLOW BLOCKS

Series	Shaft Size	Weight lbs kgs	A	B	C	D		F Bolt Dia.
						Min.	Max.	
208	1-1/2	5.4	1-11/16	7-1/4	1-15/16	5-3/16	5-7/8	1/2
	1-5/8	5.3						
	40mm	2.2	42.9	184.2	49.2	131.8	149.2	M12
209	1-5/8	6.6	1-23/32	7-7/16	2	5-1/2	6-3/8	1/2
	1-11/16	6.4						
	1-3/4	6.2						
	45mm	2.2	43.7	188.9	50.8	139.7	161.9	M12
210	1-15/16	7.2	1-3/4	8-1/8	2-1/4	6	6-11/16	5/8
	2	7.0						
	50mm	2.6	44.5	206.4	57.2	152.4	169.9	M16
211	2	9.0	1-27/32	8-7/8	2-5/16	6-3/8	7-7/16	5/8
	2-3/16	8.9						
	2-1/4	8.8						
	55mm	3.3	46.8	225.4	58.7	161.9	188.9	M16
212	2-1/4	10.8	1-63/64	9-1/2	2-3/8	6-7/8	7-15/16	5/8
	2-7/16	10.2						
	60mm	4.2	50.4	241.3	60.3	174.6	201.6	M16
215	2-15/16	20.5	2-9/32	11-3/4	2-7/8	8-1/2	9-1/2	7/8
	75mm	7.9	57.9	298.5	73.0	215.9	241.3	M22

Series	Shaft Size	G	H	J	L	M	R	S
208	1-1/2	29/32	3/4	4	2-3/64	1-15/16	0.594	10.94
	1-5/8							
	40mm	23.0	19.1	101.6	52.0	49.2	15.1	27.8
209	1-5/8	29/32	11/16	4-7/32	2-7/32	2-1/16	0.594	1.125
	1-11/16							
	1-3/4							
	45mm	23.0	17.5	107.2	56.4	52.4	15.1	28.6
210	1-15/16	1-1/32	11/16	4-15/32	2-7/16	2-3/16	0.594	1.156
	2							
	50mm	26.2	17.5	113.5	61.9	55.6	15.1	29.4
211	2	1-7/32	13/16	4-29/32	2-23/32	2-7/16	0.625	1.219
	2-3/16							
	2-1/4							
	55mm	31.0	20.6	124.6	69.1	61.9	15.9	31.0
212	2-1/4	1-7/32	13/16	5-11/32	2-31/32	2-11/16	0.672	1.313
	2-7/16							
	60mm	31.0	20.6	135.7	75.4	68.3	17.1	33.3
215	2-15/16	1-7/16	1-1/16	6-9/16	3-5/8	3-5/16	0.813	1.469
	75mm	36.5	27.0	166.7	92.1	84.1	20.6	37.3

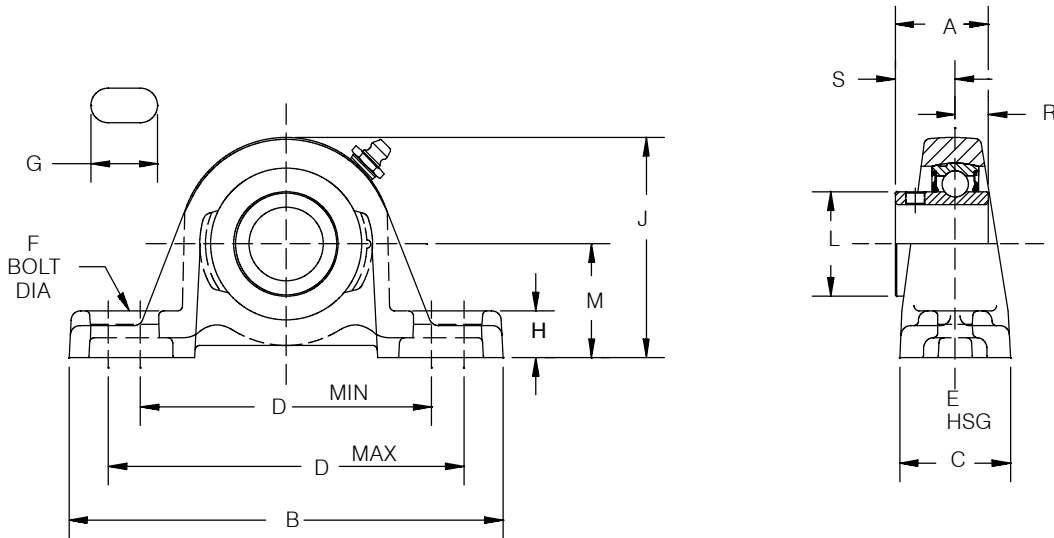
DIMENSIONS SC INSERTS PAGE B2-108	MODIFICATIONS PAGE B2-119	RELATED PRODUCTS PAGE B2-43	
---	------------------------------	--------------------------------	--



SELECTION/DIMENSIONS

Setscrew Ball Bearings

SCBAH AIR HANDLING NORMAL DUTY PILLOW BLOCKS



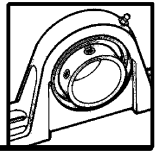
Series	Shaft Size	Part Number	Description
204	1/2	@	P2B-SCBAH-008L
	5/8	@	P2B-SCBAH-010L
	3/4	123959	P2B-SCBAH-012
	20mm	@	P2B-SCBAH-20M
205	7/8	@	P2B-SCBAH-014
	15/16	@	P2B-SCBAH-015
	1	123960	P2B-SCBAH-100
	25mm	@	P2B-SCBAH-25M
206	1-1/16	@	P2B-SCBAH-101
	1-1/8	@	P2B-SCBAH-102
	1-3/16	123961	P2B-SCBAH-103
	1-1/4	123962	P2B-SCBAH-104S
207	30mm	@	P2B-SCBAH-30M
	1-1/4	123963	P2B-SCBAH-104
	1-5/16	@	P2B-SCBAH-105
	1-3/8	@	P2B-SCBAH-106
	1-7/16	23	P2B-SCBAH-107
208	35mm	123918	P2B-SCBAH-35M
	1-1/2	123936	P2B-SCBAH-108
	1-5/8	@	P2B-SCBAH-110
	40mm	054727	P2B-SCBAH-40M

Series	Shaft Size	Part Number	Description
209	1-5/8	@	P2B-SCBAH-110L
	1-11/16	123964	P2B-SCBAH-111
	1-3/4	@	P2B-SCBAH-112
	45mm	@	P2B-SCBAH-45M
210	1-15/16	123938	P2B-SCBAH-115
	2	123693	P2B-SCBAH-200
211	50mm	@	P2B-SCBAH-50M
	2	@	P2B-SCBAH-200L
	2-3/16	123965	P2B-SCBAH-203
	2-1/4	@	P2B-SCBAH-204
212	55mm	@	P2B-SCBAH-55M
	2-1/4	@	P2B-SCBAH-204L
215	2-7/16	123966	P2B-SCBAH-207
	60mm	@	P2B-SCBAH-60M
215	2-15/16	@	P2B-SCBAH-215
	75mm	@	P2B-SCBAH-75M

@ Assembled to order

DIMENSIONS SCAH PILLOW BLOCKS PAGE B2-10 & B2-12	DIMENSIONS SCAH FLANGE BEARINGS PAGE B2-42	DIMENSIONS SCMAH PILLOW BLOCKS PAGE B2-30	DIMENSIONS SCMAH FLANGE BEARINGS PAGE B2-48
--	--	---	---

SELECTION/DIMENSIONS

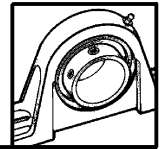


Setscrew Ball Bearings

SCBAH AIR HANDLING NORMAL DUTY PILLOW BLOCKS

Series	Shaft Size	Weight lbs kgs	A	B	C	D		F Bolt Dia.	G	H	J	L	M	R	S
						min.	max.								
204	1/2	1.6	1-5/32	5-1/4	1-11/32	3-3/8	4-3/16	3/8	27/32	15/32	2-1/2	1-1/8	1-1/4	27/64	47/64
	5/8	1.5													
	3/4	1.4													
	20mm	0.7	29.4	133.4	34.1	85.7	106.4	M10	21.4	11.9	63.5	28.6	31.8	10.7	18.7
205	7/8	1.8	1-3/16	5-1/2	1-13/32	4-1/4	4-1/2	3/8	27/32	15/32	2-21/32	1-5/16	1-5/16	27/64	49/64
	15/16	1.7													
	1	1.6													
	25mm	0.7	30.2	139.7	35.7	108.0	114.3	M10	21.4	11.9	67.5	33.3	33.3	10.7	19.4
206	1-1/16	2.8	1-25/64	6-1/4	1-3/4	4-1/4	5	1/2	15/16	5/8	3-3/16	1-37/64	1-9/16	31/64	29/32
	1-1/8	2.7													
	1-3/16	2.6													
	1-1/4	2.5													
30mm	1.1	35.3	158.8	44.5	108.0	127.0	M12	23.8	15.9	81.0	40.1	39.7	12.3	23.0	
207	1-1/4	4.5	1-17/32	6-1/2	1-3/4	4-11/16	5-7/16	1/2	15/16	21/32	3-11/16	1-27/32	1-13/16	1/2	1-1/32
	1-5/16	4.4													
	1-3/8	4.3													
	1-7/16	4.2													
35mm	1.5	38.9	165.1	44.5	119.1	138.1	M12	23.8	16.7	93.7	46.8	46.0	12.7	26.2	
208	1-1/2	5.4	1-11/16	7-1/4	1-15/16	5-3/16	5-7/8	1/2	29/32	3/4	4	2-3/64	1-15/16	19/32	1-3/32
	1-5/8	5.3													
	1-7/8	5.2													
	40mm	2.2	42.9	184.2	49.2	131.8	149.2	M12	23.0	19.1	101.6	52.0	49.2	15.1	27.8
209	1-5/8	6.5	1-23/32	7-7/16	2	5-1/2	6-3/8	1/2	29/32	11/16	4-7/32	2-7/32	2-1/16	19/32	1-1/8
	1-11/16	6.4													
	1-3/4	6.2													
	45mm	2.2	43.7	188.9	50.8	139.7	161.9	M12	23.0	17.5	107.2	56.4	52.4	15.1	28.6
210	1-15/16	7.2	1-3/4	8-1/8	2-1/4	6	6-11/16	5/8	1-1/32	11/16	4-15/32	2-7/16	2-3/16	19/32	1-5/32
	2	7.0													
	50mm	2.6	44.5	206.4	57.2	152.4	169.9	M16	26.2	17.5	113.5	61.9	55.6	15.1	29.4
	2	9.0	1-27/32	8-7/8	2-5/16	6-3/8	7-7/16	5/8	1-7/32	13/16	4-29/32	2-23/32	2-7/16	5/8	1-7/32
211	2-3/16	8.9													
	2-1/4	8.8													
	55mm	3.3	4.68	225.4	58.7	161.9	188.9	M16	31.0	20.6	124.6	69.1	61.9	15.9	31.0
	2-1/4	10.8	1-63/64	9-1/2	2-3/8	6-7/8	7-15/16	5/8	1-7/32	13/16	5-11/32	2-31/32	2-11/16	43/64	1-5/16
212	2-7/16	10.2													
	60mm	4.2	50.4	241.3	60.3	174.6	201.6	M16	31.0	20.6	135.7	75.4	68.3	17.1	33.3
	2-15/16	20.5	2-9/32	11-3/4	2-7/8	8-1/2	9-1/2	7/8	1-7/16	1-1/16	6-9/16	3-5/8	3-5/16	13/16	1-15/32
	75mm	7.9	57.9	298.5	73.0	215.9	241.3	M12	36.5	27.0	166.7	92.1	84.1	20.6	37.3

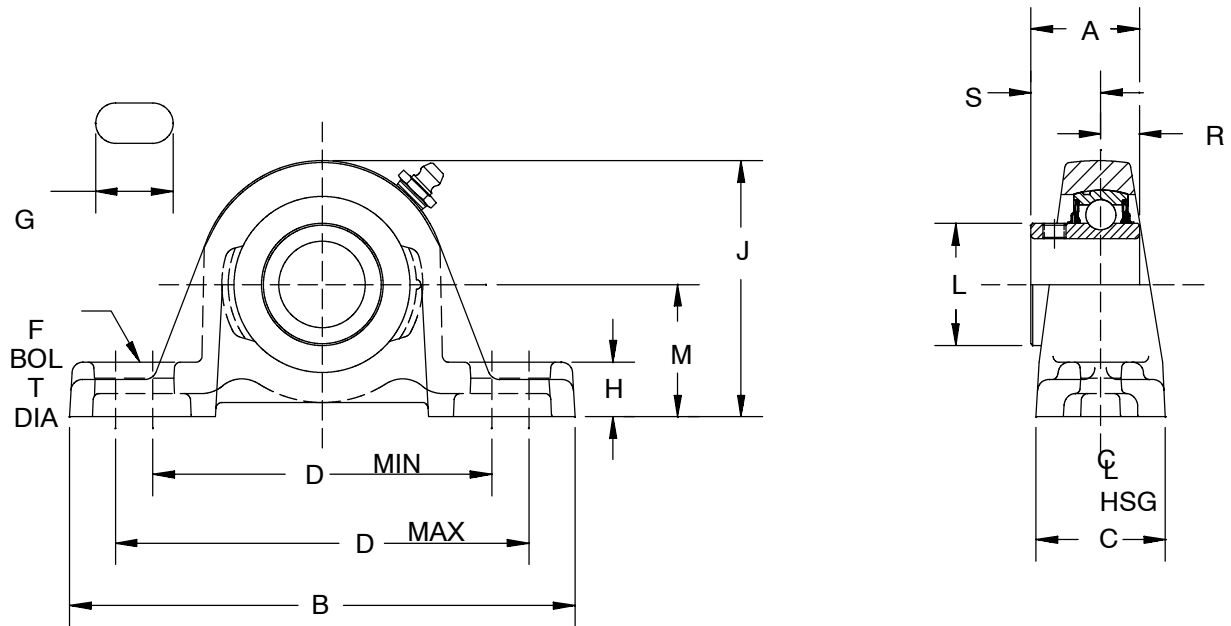
DIMENSIONS SCAH PILLOW BLOCKS PAGE B2-10 & B2-12	DIMENSIONS SCAH FLANGE BEARINGS PAGE B2-42	DIMENSIONS SCMAH PILLOW BLOCKS PAGE B2-30	DIMENSIONS SCMAH FLANGE BEARINGS PAGE B2-48
--	--	---	---



SELECTION/DIMENSIONS

Setscrew Ball Bearings

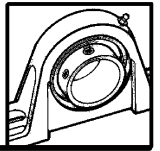
SCEZ AND SCNP NORMAL DUTY COATED PILLOW BLOCKS



Series	Shaft Size	Nickel Plated				Nylon Coated			
		Part Number	With Flingers Description	Part Number	Corr. Resistant Insert Description	Part Number	With Flingers Description	Part Number	Corr. Resistant Insert Description
203	1/2	123935	P2B-SCNP-008	@	P2B-SCNP-008-CR	@	P2B-SCEZ-008-NY	@	P2B-SCEZ-008-NYCR
	5/8	123702	P2B-SCNP-010	@	P2B-SCNP-010-CR	@	P2B-SCEZ-010-NY	@	P2B-SCEZ-010-NYCR
	17mm	@	P2B-SCNP-17M	@	P2B-SCNP-17M-CR	@	P2B-SCEZ-17M-NY	@	P2B-SCEZ-17M-NYCR
203 (SCU)	1/2	@	P2B-SCUNP-008	@	P2B-SCUNP-008-CR	@	P2B-SCUEZ-080-NY	@	P2B-SCUEZ-080-NYCR
	5/8	@	P2B-SCUNP-010	@	P2B-SCUNP-010-CR	@	P2B-SCUEZ-010-NY	@	P2B-SCUEZ-010-NYCR
	17mm	@	P2B-SCUNP-17M	@	P2B-SCUNP-17M-CR	@	P2B-SCUEZ-17-NY	@	P2B-SCUEZ-17-NYCR
204	1/2	123934	P2B-SCNP-008L	@	P2B-SCNP-008L-CR	@	P2B-SCEZ-008L-NY	@	P2B-SCEZ-008L-NYCR
	5/8	123791	P2B-SCNP-010L	@	P2B-SCNP-010L-CR	@	P2B-SC3Z-010L-NY	@	P2B-SC3Z-010L-NYCR
	3/4	123703	P2B-SCNP-012	057602	P2B-SCNP-012-CR	125575	P2B-SCEZ-012-NY	125475	P2B-SCEZ-012-NYCR
	20mm	123771	P2B-SCNP-20M	@	P2B-SCNP-20M-CR	050080	P2B-SCEZ-20M-NY	@	P2B-SCEZ-20M-NYCR
205	7/8	123704	P2B-SCNP-014	@	P2B-SCNP-014-CR	@	P2B-SCEZ-014-NY	@	P2B-SCEZ-014-NYCR
	15/16	123705	P2B-SCNP-015	@	P2B-SCNP-015-CR	057758	P2B-SCEZ-015-NY	@	P2B-SCEZ-015-NYCR
	1	123706	P2B-SCNP-100	054024	P2B-SCNP-100-CR	125576	P2B-SCEZ-100-NY	125576	P2B-SCEZ-100-NYCR
	25mm	@	P2B-SCNP-25M	@	P2B-SCNP-25M-CR	@	P2B-SCEZ-25M-NY	053121	P2B-SCEZ-25M-NYCR
206	1-1/8	123708	P2B-SCNP-102	058295	P2B-SCNP-102-CR	@	P2B-SCEZ-102-NY	052695	P2B-SCEZ-102-NYCR
	1-3/16	123709	P2B-SCNP-103	051515	P2B-SCNP-103-CR	125577	P2B-SCEZ-103-NY	125476	P2B-SCEZ-103-NYCR
	1-1/4	058231	P2B-SCNP-104S	@	P2B-SCNP-104S-CR	125578	P2B-SCEZ-104S-NY	125744	P2B-SCEZ-104S-NYCR
	30mm	@	P2B-SCNP-30M	@	P2B-SCNP-30M-CR	@	P2BSCNP-30M-NY	053122	P2BSCNP-30M-NYCR
206 (SCU)	1-1/8	@	P2B-SCUNP-102	@	P2B-SCUNP-102-CR	@	P2B-SCUEZ-102-NY	@	P2B-SCUEZ-102-NYCR
	1-3/16	@	P2B-SCUNP-103	@	P2B-SCUNP-103-CR	125583	P2B-SCUEZ-103-NY	125482	P2B-SCUEZ-103-NYCR
	1-1/4	@	P2B-SCNP-104S	@	P2B-SCNP-104S-CR	125584	P2B-SCUEZ-104S-NY	125483	P2B-SCUEZ-104S-NYCR
	30mm	@	P2B-SCUNP-30M	@	P2B-SCUNP-30M-CR	@	P2B-SCUEZ-30M-NY	@	P2B-SCUEZ-30M-NYCR
207	1-1/4	123710	P2B-SCNP-104	050514	P2B-SCNP-104-CR	125579	P2B-SCEZ-104-NY	125478	P2B-SCEZ-104-NYCR
	1-3/8	123711	P2B-SCNP-106	@	P2B-SCNP-106-CR	@	P2B-SCEZ-106-NY	@	P2B-SCEZ-106-NYCR
	1-7/16	123713	P2B-SCNP-107	@	P2B-SCNP-107-CR	125580	P2B-SCEZ-107-NY	125479	P2B-SCEZ-107-NYCR
	35mm	@	P2B-SCNP-35M	@	P2B-SCNP-35M-CR	@	P2B-SCEZ-35M-NY	@	P2B-SCEZ-35M-NYCR

@ Assembled to order

MODIFICATIONS PAGE B2-119			
------------------------------	--	--	--



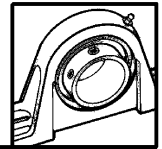
SELECTION/DIMENSIONS

Setscrew Ball Bearings

SCEZ AND SCNP NORMAL DUTY COATED PILLOW BLOCKS

Series	Shaft Size	Weight lbs kgs	A	B	C	D		F Bolt. Dia.	G	H	J	L	M	R	S
						min.	max.								
203	1/2 5/8 17mm	1.1	1	5	1-7/32	3-1/4	4-1/16	3/8	27/32	15/32	2-5/32	31/32	1-1/16	0.359	0.641
		1.0 0.4	25.4	127.0	31.0	82.6	103.2	M10	21.4	11.9	54.8	24.6	27.0	9.1	16.3
203 (SCU)	1/2 5/8 17mm	1.2 1.0 0.4	1	5	1-7/32	3-1/4	4-1/16	3/8	27/32	19/32	2-9/32	31/32	1-3/16	0.359	0.641
204	1/2 5/8 3/4 20mm	1.6 1.5 1.4 0.7	1-5/32	5 1/4	1-11/32	3-3/8	4-3/16	3/8	27/32	17/32	2-9/16	1-1/8	1-5/16	0.422	0.734
205	7/8 15/16 1 25mm	1.8 1.7 1.6 0.7	1-3/16	5-1/2	1-13/32	4-1/4	4-1/2	3/8	27/32	19/32	2-25/32	1-5/16	1-7/16	0.422	0.766
206	1-1/8 1-3/16 1-1/4 30mm	2.7	1-25/64	6-1/4	1-3/4	4-1/4	5	1/2	15/16	11/16	3-1/4	1-37/64	1-5/8	0.484	0.906
		2.6 2.5 1.1	35.3	158.8	44.5	108.0	127.0	M12	23.8	17.5	82.6	40.1	41.3	12.3	23.0
206 (SCU)	1-1/8 1-3/16 1-1/4 30mm	2.8 2.7 2.6 1.1	1-25/64	6-1/4	1-3/4	4-1/4	5	1/2	15/16	3/4	3-5/16	1-37/64	1-11/16	0.484	0.906
207	1-1/4 1-3/8 1-7/16 35mm	4.5	1-17/32	6-1/2	1-3/4	4-11/16	5-7/16	1/2	15/16	23/32	3-3/4	1-27/32	1-7/8	0.500	1.031
		4.3 4.2 1.5	38.9	165.1	44.5	119.1	138.1	M12	23.8	18.3	95.3	46.8	47.6	12.7	26.2

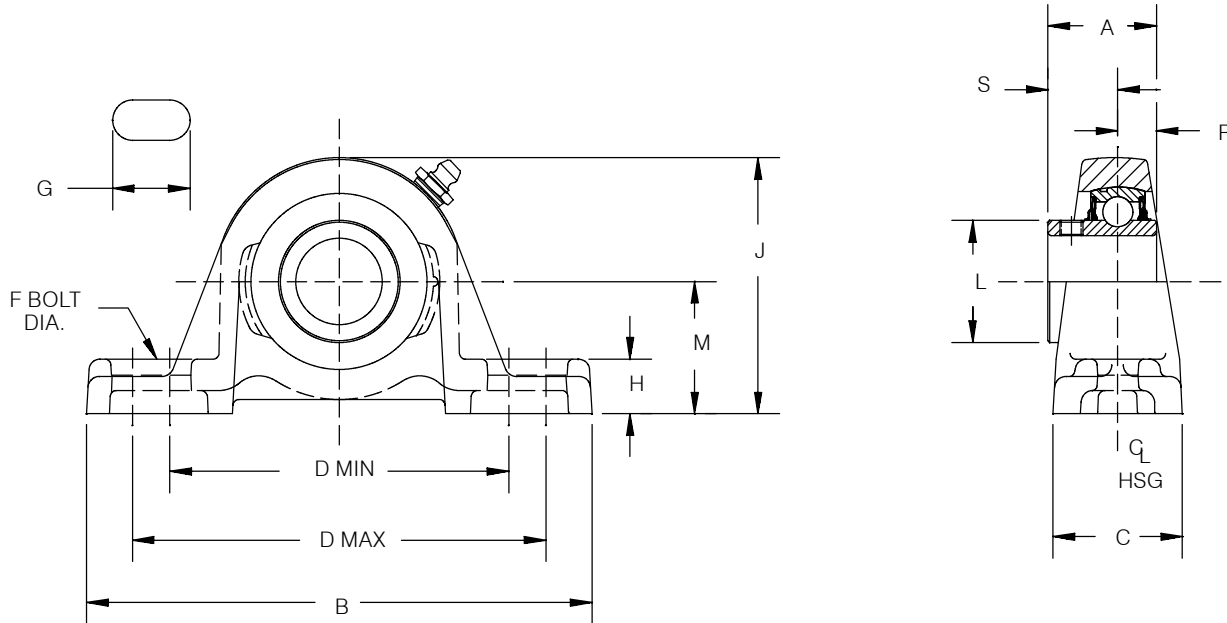
MODIFICATIONS PAGE B2-119			
------------------------------	--	--	--



SELECTION/DIMENSIONS

Setscrew Ball Bearings

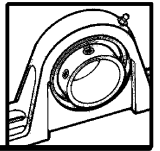
SCEZ AND SCNP NORMAL DUTY COATED PILLOW BLOCKS



Series	Shaft Size	Nickel Plated				Nylon Coated			
		Part Number	With Flingers Description	Part Number	Corr. Resistant Insert Description	Part Number	With Flingers Description	Part Number	Corr. Resistant Insert Description
208	1-1/2	123714	P2B-SCNP-108	057530	P2B-SCNP-108-CR	125581	P2B-SCEZ-108-NY	125480	P2B-SCEZ-108-NYCR
	1-5/8	123716	P2B-SCNP-110	@	P2B-SCNP-110-CR	@	P2B-SCEZ-110-NY	@	P2B-SCEZ-110-NYCR
	40mm	@	P2B-SCNP-40M	@	P2B-SCNP-40MV	@	P2B-SCEZ-40M-NY	@	P2B-SCEZ-40M-NY CR
209	1-5/8	@	P2B-SCNP-110L	@	P2B-SCNP-110L-CR	@	P2B-SCEZ-110L-NY	@	P2B-SCEZ-110L-NYCR
	1-11/16	123715	P2B-SCNP-111	@	P2B-SCNP-111-CR	@	P2B-SCEZ-111-NY	@	P2B-SCEZ-111-NYCR
	1-3/4	124586	P2B-SCNP-112	057548	P2B-SCNP-112-CR	@	P2B-SCEZ-112-NY	@	P2B-SCEZ-112-NYCR
	45mm	057555	P2B-SCNP-45M	@	P2B-SCNP-45M-CR	@	P2B-SCEZ-45M-NY	@	P2B-SCEZ-45M-NY CR
210	1-15/16	123718	P2B-SCNP-115	@	P2B-SCNP-115-CR	125582	P2B-SCEZ-115-NY	125481	P2B-SCEZ-115-NYCR
	2	123719	P2B-SCNP-200	057531	P2B-SCNP-200-CR	051847	P2B-SCEZ-200-NY	053820	P2B-SCEZ-200-NYCR
	50mm	057554	P2B-SCNP-50M	@	P2B-SCNP-50M-CR	@	P2B-SCEZ-50M-NY	053118	P2B-SCEZ-50M-NY CR
211	2	126099	P2B-SCMNP-200	@	P2B-SCMNP-200-CR	050661	P2B-SCMEZ-200-NY	053896	P2B-SCMEZ-200-NYCR
	2-3/16	123833	P2B-SCNP-203	124894	P2B-SCNP-203-CR	@	P2B-SCEZ-203-NY	057848	P2B-SCEZ-203-NYCR
	2-1/4	@	P2B-SCNP-204	@	P2B-SCNP-204-CR	051980	P2B-SCEZ-204-NY	053821	P2B-SCEZ-204-NYCR
	55mm	@	P2B-SCNP-55M	@	P2B-SCNP-55M-CR	@	P2B-SCEZ-55M-NY	@	P2B-SCEZ-55M-NY CR
212	2-1/4	057757	P2B-SCMP-204	@	P2B-SCMP-204-CR	@	P2B-SCMEZ-204-NY	053897	P2B-SCMEZ-204-NYCR
	2-7/16	123494	P2B-SCNP-207	@	P2B-SCNP-207-CR	050476	P2B-SCEZ-207-NY	051773	P2B-SCEZ-207-NYCR
	60mm	057556	P2B-SCNP-60M	@	P2B-SCNP-60M-CR	@	P2B-SCEZ-60M-NY	@	P2B-SCEZ-60M-NY CR
214	2-1/2	126834	P2B-SCMNP-208	@	P2B-SCMNP-208-CR	052581	P2B-SCMEZ-208-NY	053529	P2B-SCMEZ-208-NYCR
	2-11/16	@	P2B-SCNP-211	@	P2B-SCNP-211-CR	@	P2B-SCEZ-211-NY	@	P2B-SCEZ-211-NYCR
	70mm	@	P2B-SCNP-70M	@	P2B-SCNP-70M-CR	@	P2B-SCEZ-70M-NY	@	P2B-SCEZ-70M-NY CR
215	2-15/16	123063	P2B-SCNP-215	@	P2B-SCNP-215-CR	051772	P2B-SCEZ-215-NY	@	P2B-SCEZ-215-NYCR
	75mm	057567	P2B-SCNP-75M	@	P2B-SCNP-75M-CR	@	P2B-SCEZ-75M-NY	@	P2B-SCEZ-75M-NY CR
215 (SCU)	2-15/16	@	P2B-SCUNP-215	@	P2B-SCUNP-215-CR	@	P2B-SCUEZ-215-NY	@	P2B-SCUEZ-215-NYCR
	75mm	@	P2B-SCUNP-75M	@	P2B-SCUNP-75M-CR	@	P2B-SCUEZ-75M-NY	@	P2B-SCUEZ-75M-NYCR

@ Assembled to order

MODIFICATIONS PAGE B2-119			
------------------------------	--	--	--



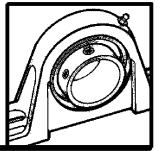
SELECTION/DIMENSIONS

Setscrew Ball Bearings

SCEZ AND SCNP NORMAL DUTY COATED PILLOW BLOCKS

Series	Shaft Size	Weight lbs kgs	A	B	C	D		F Bolt. Dia.	G	H	J	L	M	R	S
208	1-1/2	5.4	1-11/16	7-1/4	115/16	5-3/16	5-7/8	1/2	29/32	15/16	4-3/16	2-3/64	2-1/8	0.594	1.094
	1-5/8	5.3													
	40mm	2.2	42.9	184.2	49.2	131.8	149.2	M12	23.0	23.8	106.4	52.0	54.0	15.1	27.8
209	1-5/8	6.6	1-23/32	7-7/16	2	5-1/2	6-3/8	1/2	29/32	3/4	4-9/32	2-7/32	2-1/8	0.594	1.125
	1-11/16	6.4													
	1-3/4	6.2													
	45mm	2.2	43.7	1.889	50.8	139.7	161.9	M12	23.0	19.1	108.7	56.4	54.0	15.1	28.6
210	1-15/16	7.2	1-3/4	8-1/8	2-1/4	6	6-11/16	5/8	1-1/32	3/4	4-17/32	2-7/16	2-1/4	0.594	1.156
	2	7.0													
	50mm	2.6	44.5	206.4	57.2	152.4	169.9	M16	26.2	19.1	115.1	61.9	57.2	15.1	29.4
211	2	9.0	1-27/32	8-7/8	2-5/16	6-3/8	7-7/16	5/8	1-7/32	7/8	4-31/32	2-23/32	2-1/2	0.625	1.219
	2-3/16	8.9													
	2-1/4	8.8													
	55mm	3.3	46.8	225.4	58.7	161.9	188.9	M16	31.0	22.2	126.2	69.1	63.5	15.9	31.0
212	2-1/4	10.8	1-63/64	9-1/2	2-3/8	6-7/8	7-15/16	5/8	1-7/32	7/8	5-13/32	2-31/32	2-3/4	0.672	1.313
	2-7/16	10.2													
	60mm	4.2	50.4	241.3	60.3	174.6	201.6	M16	31.0	22.2	137.2	75.4	69.9	17.1	33.3
214	2-1/2	15.5	2-15/64	10-3/4	2-11/16	7-1/2	8-1/2	3/4	1-5/16	15/16	6-3/32	3-5/16	3	0.797	1.438
	2-11/16	15.0													
	70mm	6.9	56.8	273.1	68.3	190.5	215.9	M18	33.3	23.8	154.8	84.1	76.2	20.2	36.5
215	2-15/16	20.5	2-9/32	11-3/4	2-7/8	8-1/2	9-1/2	7/8	1-7/16	1	6-3/4	3-5/8	3-1/2	0.813	1.469
	75mm	7.9	57.9	298.5	73.0	215.9	241.3	M22	36.5	25.4	171.5	92.1	88.9	20.6	37.3
215 (SCU)	2-15/16	20.7	2-9/32	11-3/4	2-7/8	8-1/2	9-1/2	7/8	1-7/16	3/4	6-1/2	3-5/8	3-1/4	0.813	1.469
	75mm	8.0	57.9	298.5	73.0	215.9	241.3	M22	36.5	19.1	165.1	92.1	82.6	20.6	37.3

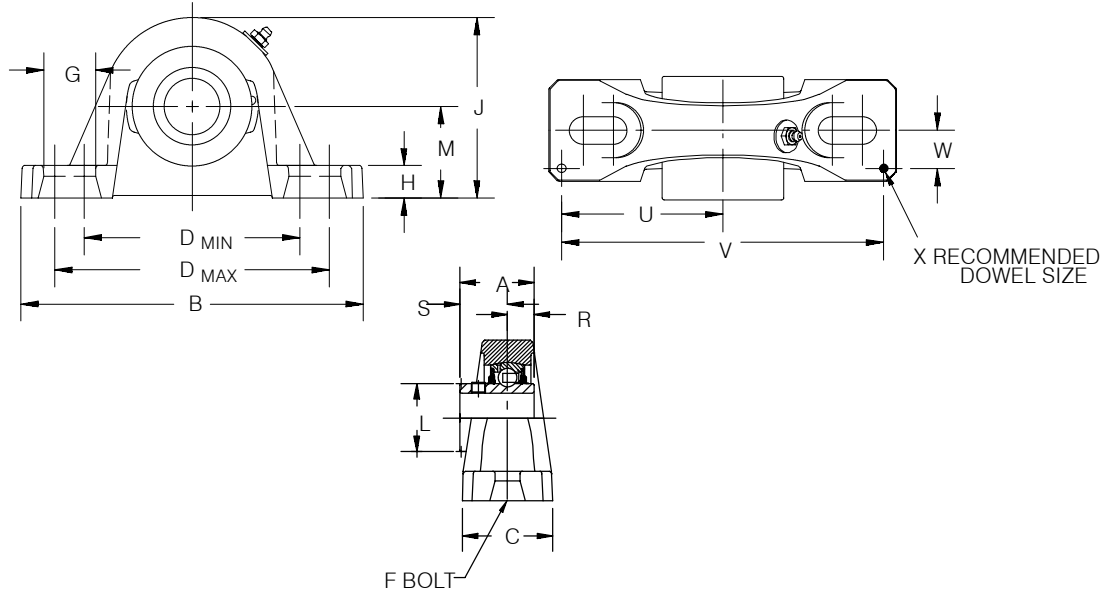
MODIFICATIONS PAGE B2-119			
------------------------------	--	--	--



SELECTION/DIMENSIONS

Setscrew Ball Bearings

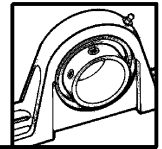
SCH-E EXPANSION AND SCH NON-EXPANSION NORMAL DUTY PILLOW BLOCKS



Series	Shaft Size	Part Number	Expansion Description	Part Number	Non-Expansion Description	Part Number	Alternative Non-Exp. Description
206	1	@	P2B-SCMH-100-E	@	P2B-SCMH-100	---	---
	1-1/16	@	P2B-SCH-101-E	@	P2B-SCH-101	---	---
	1-1/8	@	P2B-SCH-102-E	@	P2B-SCH-102	---	---
	1-3/16	126405	P2B-SCH-103-E	126400	P2B-SCH-103	126147	P2B-SCH-103
	1-1/4	053183	P2B-SCH-104S-E	053184	P2B-SCH-104S	123810	P2B-SC-104
	30mm	053021	P2B-SCH-30M-E	053020	P2B-SCH-30M	125926	P2B-SCM-30M
207	1-1/4	@	P2B-SCH-104-E	@	P2B-SCH-104	---	---
	1-5/16	@	P2B-SCH-105-E	@	P2B-SCH-105	---	---
	1-3/8	@	P2B-SCH-106-E	@	P2B-SCH-106	---	---
	1-7/16	126406	P2B-SCH-107-E	126401	P2B-SCH-107	126810	P2B-SCM-107
	35mm	@	P2B-SCH-35M-E	@	P2B-SCH-35M	125927	P2B-SCM-35M
209	1-1/2	@	P2B-SCMH-108-E	#	P2B-SCMH-108	---	---
	1-5/8	@	P2B-SCH-110L-E	#	P2B-SCH-110L	---	---
	1-11/16	057414	P2B-SCH-111-E	#	P2B-SCH-111	126812	P2B-SCM-111
	1-3/4	@	P2B-SCH-112-E	#	P2B-SCH-112	126813	P2B-SCM-112
	45mm	@	P2B-SCH-45M-E	#	P2B-SCH-45M	125929	P2B-SCM-45M
210	1-11/16	@	P2B-SCMH-111-E	@	P2B-SCMH-111	---	---
	1-3/4	@	P2B-SCMH-112-E	@	P2B-SCMH-112	---	---
	1-15/16	126407	P2B-SCH-115-E	126402	P2B-SCH-115	126814	P2B-SCM-115
	2	052224	P2B-SCH-200-E	@	P2B-SCH-200	126875	P2B-SCM-200
	50mm	@	P2B-SCH-50M-E	@	P2B-SCH-50M	125930	P2B-SCM-50M
211	1-15/16	0512193	P2B-SCMH-115-E	052192	P2B-SCMH-115	---	---
	2	@	P2B-SCMH-200-E	@	P2B-SCMH-200	---	---
	2-3/16	126408	P2B-SCH-203-E	126403	P2B-SCH-203	126816	P2B-SCM-203
	2-1/4	@	P2B-SCH-204-E	@	P2B-SCH-204	126817	P2B-SCM-204
	55mm	053025	P2B-SCH-55M-E	053024	P2B-SCH-55M	125931	P2B-SCM-55M
212	2-3/16	@	P2B-SCMH-203-E	@	P2B-SCMH-203	---	---
	2-1/4	@	P2B-SCMH-204-E	@	P2B-SCMH-204	---	---
	2-7/16	126409	P2B-SCH-207-E	126404	P2B-SCH-207	126818	P2B-SCM-207
	60mm	@	P2B-SCH-60M-E	@	P2B-SCH-60M	---	---

@Assembled to order

FEATURE/BENEFITS SETSCREW BALL BEARINGS PAGE B2-2	HOW TO ORDER/ NOMENCLATURE PAGE B2-4	SELECTION PAGE B2-5	
---	--	------------------------	--



SELECTION/DIMENSIONS

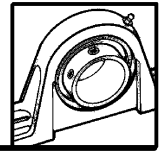
Setscrew Ball Bearings

SCH-E EXPANSION AND SCH NON-EXPANSION NORMAL DUTY PILLOW BLOCKS

Series	Shaft Size	Weight lbs kgs	A	B	C	D		F Bolt	G	H	J
						Min.	Max.				
206	1	5.0	1-25/64	6-9/16	1-7/8	4-11/16	5-5/16	1/2	7/8	11/16	3-13/16
	1-1/16	4.8									
	1-1/8	4.7									
	1-3/16	4.6									
	1-1/4	4.5									
30mm	1.9	35.3	166.7	47.6	119.1	134.9	M12	22.2	17.5	96.8	
207	1-1/4	6.7	1-17/32	7-1/4	2-1/8	5-1/4	5-7/8	1/2	7/8	11/16	3-15/16
	1-5/16	6.6									
	1-3/8	6.5									
	1-7/16	6.4									
	35mm	2.7									
209	1-1/2	6.6	1-23/32	8-1/8	2-3/8	6	6-1/2	5/8	15/16	3/4	4-9/16
	1-5/8	6.4									
	1-11/16	6.3									
	1-3/4	6.2									
	45mm	2.6									
210	1-11/16	10.0	1-3/4	8-5/8	2-3/8	6-3/8	7-1/4	5/8	1-1/8	13/16	5-1/16
	1-3/4	9.9									
	1-15/16	9.8									
	2	9.7									
	50mm	4.0									
211	1-15/16	14.7	1-27/32	9-1/2	2-3/4	6-7/8	7-7/8	5/8	1-3/16	1	5-5/8
	2	14.5									
	2-3/16	14.3									
	2-1/4	14.2									
	55mm	5.9									
212	2-3/16	17.3	2-9/32	11-1/4	2-7/8	7-1/2	8-7/8	3/4	1-1/2	1-1/16	6-1/4
	2-1/4	17.1									
	2-7/16	16.6									
	60mm	6.8									

Series	Shaft Size	L	M	R	S	T	U	V	W	X
206	1	1-37/64	1-7/8	31/64	29/32	3/16	2-29/32	5-13/16	9/16	3/16
	1-1/16									
	1-1/8									
	1-3/16									
	1-1/4									
30mm	40.1	47.6	12.3	23.0	4.8	73.8	147.6	14.3	4.8	
207	1-1/4	1-27/32	1-15/16	1/2	1-1/32	3/16	3-17/64	6-17/32	11/16	3/16
	1-5/16									
	1-3/8									
	1-7/16									
	35mm									
209	1-1/2	2-7/32	2-1/4	19/32	1-1/8	1/4	3-11/16	7-3/8	13/16	3/16
	1-5/8									
	1-11/16									
	1-3/4									
	45mm									
210	1-11/16	2-7/16	2-1/2	19/32	1-5/32	1/4	3-15/16	7-7/8	13/16	3/16
	1-3/4									
	1-15/16									
	2									
	50mm									
211	1-15/16	2-23/32	2-3/4	5/8	1-7/32	1/4	4-1/4	8-1/2	7/8	3/16
	2									
	2-3/16									
	2-1/4									
	55mm									
212	2-3/16	2-31/32	3	43/64	1-5/16	1/4	4-7/8	9-3/4	15/16	3/16
	2-1/4									
	2-7/16									
	60mm									

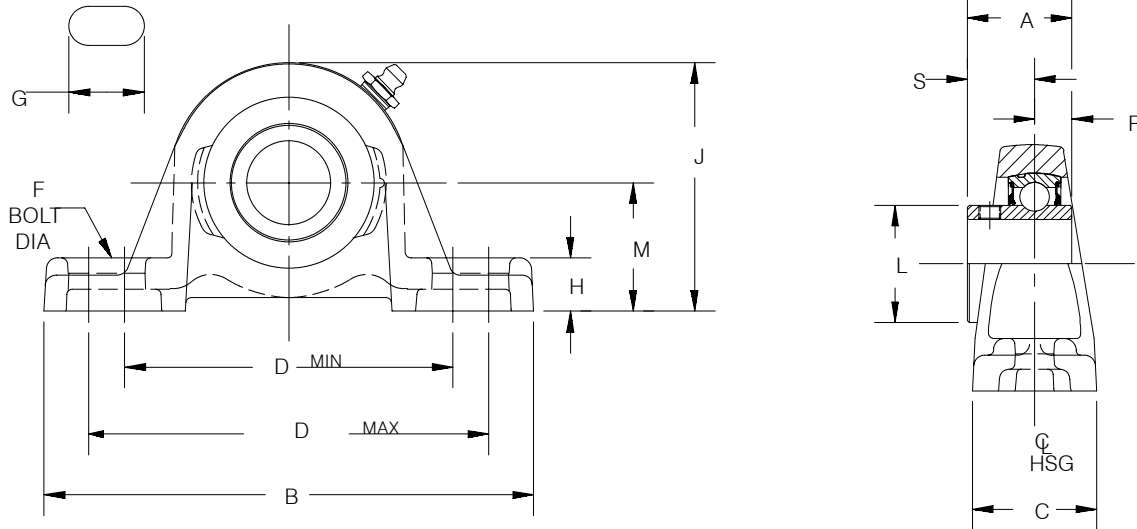
MODIFICATIONS PAGE B2-119	RELATED PRODUCTS PAGE B2-43		
------------------------------	--------------------------------	--	--



SELECTION/DIMENSIONS

Setscrew Ball Bearings

SCM MEDIUM DUTY PILLOW BLOCKS

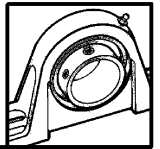


Series	Shaft Size	Relube		No-Lube/Sealed for Life (-NL)		With Flingers	
		Part Number	Description	Part Number	Description	Part Number	Description
206	1 25mm	126147	P2B-SCM-100	@	P2B-SCM-100-NL	@	P2B-SCM-100-FF
		125925	P2B-SCM-25M	@	P2B-SCM-25M-NL	@	P2B-SCM-25M-FF
207	1-3/16 1-1/4 30mm	126148	P2B-SCM-103	052275	P2B-SCM-103-NL	@	P2B-SCM-103-FF
		123810	P2B-SC-104	@	P2B-SC-104-NL	123097	P2B-SC-104-FF
		125926	P2B-SCM-30M	@	P2B-SCM-30M-NL	@	P2B-SCM-30M-FF
208	1-7/16 35mm	126810	P2B-SCM-107	126855	P2B-SCM-107-NL	057275	P2B-SCM-107-FF
		125937	P2B-SCM-35M	@	P2B-SCM-35M-NL	@	P2B-SCM-35M-FF
209	1-1/2 1-5/8 40mm	126811	P2B-SCM-108	058400	P2B-SCM-108-NL	050808	P2B-SCM-108-FF
		125169	P2B-SC-110L	@	P2B-SC-110L-NL	@	P2B-SC-110L-FF
		125928	P2B-SC-40M	@	P2B-SC-40M-NL	@	P2B-SC-40M-FF
210	1-11/16 1-3/4 45mm	126812	P2B-SCM-111	@	P2B-SCM-111-NL	@	P2B-SCM-111-FF
		126813	P2B-SCM-112	@	P2B-SCM-112-NL	051981	P2B-SCM-112-FF
		125929	P2B-SC-45M	@	P2B-SC-45M-NL	@	P2B-SC-45M-FF
211	1-15/16 2 50mm	126814	P2B-SCM-115	126856	P2B-SCM-115-NL	126802	P2B-SCM-115-FF
		126815	P2B-SCM-200	126547	P2B-SCM-200-NL	054561	P2B-SCM-200-FF
		125930	P2B-SCM-50M	@	P2B-SCM-50M-NL	@	P2B-SCM-50M-FF
212	2-3/16 2-1/4 55mm	126816	P2B-SCM-203	052005	P2B-SCM-203-NL	126858	P2B-SCM-203-FF
		126817	P2B-SCM-204	@	P2B-SCM-204-NL	@	P2B-SCM-204-FF
		125931	P2B-SC-55M	@	P2B-SC-55M-NL	@	P2B-SC-55M-FF
214	2-7/16 2-1/2 65mm	126818	P2B-SCM-207	126857	P2B-SCM-207-NL	@	P2B-SCM-207-FF
		126819	P2B-SCM-208	@	P2B-SCM-208-NL	@	P2B-SCM-208-FF
		125932	P2B-SC-65M	@	P2B-SC-65M-NL	@	P2B-SC-65M-FF
215	2-11/16 70mm	126820	P2B-SCM-211	126533	P2B-SCM-211-NL	@	P2B-SCM-211-FF
		125933	P2B-SC-70M	@	P2B-SC-70M-NL	@	P2B-SC-70M-FF
216	2-15/16 3 75mm	126821	P2B-SCM-215	126534	P2B-SCM-215-NL	050185	P2B-SCM-215-FF
		126822	P2B-SCM-300	126535	P2B-SCM-300-NL	054459	P2B-SCM-300-FF
		125934	P2B-SC-75M	@	P2B-SC-75M-NL	054435	P2B-SC-75M-FF
218	3-7/16 3-1/2 85mm	126823	P2B-SCM-307	@	P2B-SCM-307-NL	@	P2B-SCM-307-FF
		126824	P2B-SCM-308	@	P2B-SCM-308-NL	@	P2B-SCM-308-FF
		125935	PWB-SCM-85M	@	PWB-SCM-85M-NL	@	PWB-SCM-85M-FF

@ Assembled to order

FEATURE/BENEFITS SETSCREW BALL BEARINGS PAGE B2-2	HOW TO ORDER/ NOMENCLATURE PAGE B2-4	SELECTION PAGE B2-5	
---	--	------------------------	--

SELECTION/DIMENSIONS

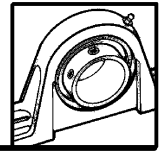


Setscrew Ball Bearings

SCM MEDIUM DUTY PILLOW BLOCKS

Series	Shaft Size	Weight lbs. kgs.	A	B	C	D		F Bolt Dia.	G	H	J	L	M	R	S
						Min.	Max.								
206	1 25mm	3.0 1.3	1-25/64 35.3	6-1/4 158.8	1-3/4 44.5	4-1/4 108.0	5 127.0	1/2 M12	15/16 23.8	3/4 17.5	3-5/16 82.6	1-37/64 40.1	1-11/16 41.3	0.484 12.3	0.906 23.0
207	1-3/16 1-1/4 30mm	4.6 4.2 2.0	1-17/32 38.9	6-1/2 165.1	1-3/4 44.5	4-11/16 119.1	5-7/16 138.1	1/2 M12	15/16 23.8	23/32 18.3	3-3/4 95.3	1-27/32 46.8	1-7/8 47.6	0.500 12.7	1.031 26.2
208	1-7/16 35mm	5.4 2.3	1-11/16 42.9	7-1/4 184.2	1-15/16 49.2	5-3/16 131.8	5-7/8 149.2	1/2 M12	29/32 23.0	15/16 23.8	4-3/16 106.4	2-3/64 52.0	2-1/8 54.0	0.594 15.1	1.094 27.8
209	1-1/2 1-5/8 40mm	6.4 2.74	1-23/32 43.7	7-7/16 188.9	2 50.8	5-1/2 139.7	6-3/8 161.9	1/2 M12	29/32 23.0	3/4 19.1	4-9/32 108.7	2-7/32 56.4	2-1/8 54.0	0.594 15.1	1.125 28.6
210	1-11/16 1-3/4 45mm	7.4 7.3 3.2	1-3/4 44.5	8-1/8 206.4	2-1/4 57.2	6 152.4	6-11/16 169.9	5/8 M16	1-1/32 26.2	3/4 19.1	4-17/32 115.1	2-7/16 61.9	2-1/4 57.2	0.594 15.1	1.156 29.4
211	1-15/16 2 50mm	9.2 9.0 3.9	1-27/32 46.8	8-7/8 225.4	2-5/16 58.7	6-3/8 161.9	7-7/16 188.9	5/8 M16	1-7/32 31.0	7/8 22.2	4-31/32 126.2	2-23/32 69.1	2-1/2 63.5	0.625 15.9	1.219 31.0
212	2-3/16 2-1/4 55mm	11.0 10.8 4.7	1-63/64 50.4	9-1/2 241.3	2-3/8 60.3	6-7/8 174.6	7-15/16 201.6	5/8 M16	1-7/32 31.0	7/8 22.2	5-13/32 137.3	2-31/32 75.4	2-3/4 69.9	0.672 17.1	1.313 33.3
214	2-7/16 2-1/2 65mm	15.7 15.5 6.7	2-15/64 56.8	10-3/4 273.1	2-11/16 68.3	7-1/2 190.5	8-1/2 215.9	3/4 M18	1-5/16 33.3	15/16 23.8	6-3/32 154.8	3-5/16 84.1	3 76.2	0.797 20.2	1.438 36.5
215	2-11/16 70mm	21.0 9.0	2-9/32 57.9	11-3/4 298.5	2-7/8 73.0	8-1/2 215.9	9-1/2 241.3	7/8 M22	1-7/16 36.5	1 25.4	6-3/4 171.5	3-5/8 92.1	3-1/2 88.9	0.813 20.6	1.469 37.3
216	2-15/16 3 75mm	21.3 9.0	2-11/32 59.5	11-3/4 298.5	3 76.2	8-1/2 215.9	9-1/2 241.3	7/8 M22	1-7/16 36.5	1-1/4 31.8	6-31/32 177.0	3-53/64 97.2	3-1/2 88.9	0.844 21.4	1.500 38.1
218	3-7/16 3-1/2 85mm	31.8 31.3 13.6	2-31/64 63.1	14 355.6	3-3/8 85.7	10-5/16 261.9	11-5/8 295.3	7/8 M22	1-19/32 40.5	1-5/16 33.3	8 203.2	4-23/64 110.7	4 101.6	0.922 23.4	1.563 39.7

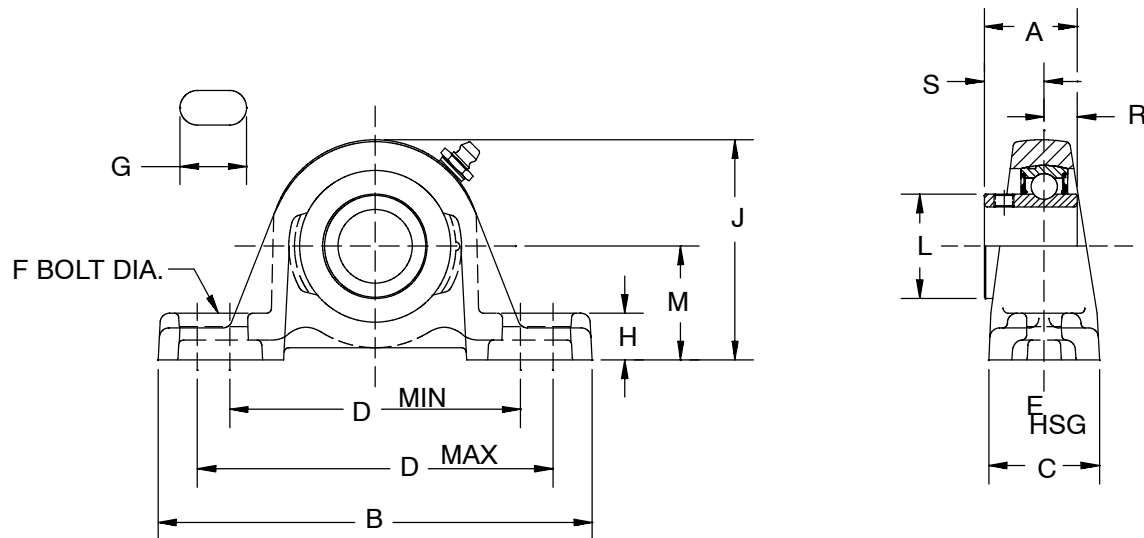
MODIFICATIONS PAGE B2-119	RELATED PRODUCTS PAGE B2-43		
------------------------------	--------------------------------	--	--



SELECTION/DIMENSIONS

Setscrew Ball Bearings

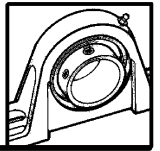
SCMAH AIR HANDLING MEDIUM DUTY PILLOW BLOCKS



Series	Shaft Size	Part Number	Description
206	1 25mm	126110 @	P2B-SCMAH-100 P2B-SCMAH-25M
207	1-3/16 1-1/4 30mm	126112 123907 @	P2B-SCMAH-103 P2B-SCAH-104 P2B-SCMAH-30M
208	1-7/16 35mm	126835 @	P2B-SCMAH-107 P2B-SCMAH-35M
209	1-1/2 1-5/8 40mm	126836 @ @	P2B-SCMAH-108 P2B-SCAH-110L P2B-SCMAH-40M
210	1-11/16 1-3/4 45mm	126837 126838 @	P2B-SCMAH-111 P2B-SCMAH-112 P2B-SCMAH-45M
211	1-15/16 2 50mm	126839 126847 @	P2B-SCMAH-115 P2B-SCMAH-200 P2B-SCMAH-50M
212	2-3/16 2-1/4 55mm	126840 @	P2B-SCMAH-203 P2B-SCMAH-204 P2B-SCMAH-55M
214	2-7/16 2-1/2 65mm	126841 @ @	P2B-SCMAH-207 P2B-SCMAH-208 P2B-SCMAH-65M
215	2-11/16 70mm	126842 @	P2B-SCMAH-211 P2B-SCMAH-70M
216	2-15/16 3 75mm	126843 @ 053719	P2B-SCMAH-215 P2B-SCMAH-300 P2B-SCM-75M
218	3-7/16 3-1/2 85mm	126844 @ @	P2B-SCMAH-307 P2B-SCMAH-308 P2B-SCMAH-85M

@ Assembled to order.

DIMENSIONS SCAH PILLOW BLOCKS PAGE B2-10 & B2-12	DIMENSIONS SCAH FLANGE BEARINGS PAGE B2-42	DIMENSIONS BLOCKS PAGE B2-10	DIMENSIONS SCMAH FLANGE BEARINGS PAGE B2-48
--	--	------------------------------------	---



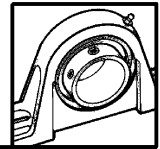
SELECTION/DIMENSIONS

Setscrew Ball Bearings

SCMAH AIR HANDLING MEDIUM DUTY PILLOW BLOCKS

Series	Shaft Size	Weight lbs kgs.	A	B	C	D		F Bolt Dia.	G	H	J	L	M	R	S
						min.	max.								
206	1 25mm	3.0 1.3	1-25/64 35.3	6-1/4 158.8	1-3/4 44.5	4-1/4 108.0	5 127.0	1/2 M12	15/16 23.8	3/4 19.1	3-5/16 84.1	1-37/64 40.1	1-11/16 42.9	0.484 12.3	0.906 23.0
207	1-3/16 1-1/4 30mm	4.6 4.2 2.0	1-17/32 38.9	6-1/2 165.1	1-3/4 44.5	4-11/16 119.1	5-7/16 138.1	1/2 M12	15/16 23.8	23/32 18.3	3-3/4 95.3	1-27/32 46.8	1-7/8 47.6	0.500 12.7	1.031 26.2
208	1-7/16 35mm	5.4 2.3	1-11/16 42.9	7-1/4 184.2	1-15/16 49.2	5-3/16 131.8	5-7/8 149.2	1/2 M12	29/32 23.0	15/16 23.8	4-3/16 106.4	2-3/64 52.0	2-1/8 54.0	0.594 15.1	1.094 27.8
209	1-1/2 1-5/8 40mm	6.4 2.7	1-23/32 43.7	7-7/16 188.9	2 50.8	5-1/2 139.7	6-3/8 161.9	1/2 M12	29/32 23.0	3/4 19.1	4-9/32 108.7	2-7/32 56.4	2-1/8 54.0	0.594 15.1	1.125 28.6
210	1-11/16 1-3/4 45mm	7.4 7.3 3.2	1-3/4 44.5	8-1/8 206.4	2-1/4 57.2	6 152.4	6-11/16 169.9	5/8 M16	1-1/32 26.2	3/4 19.1	4-17/32 115.1	2-7/16 61.9	2-1/4 57.2	0.594 15.1	1.156 29.4
211	1-15/16 2 50mm	9.2 9.0 3.9	1-27/32 46.8	8-7/8 225.4	2-5/16 58.7	6-3/8 161.9	7-7/16 188.9	5/8 M16	1-7/32 31.0	7/8 22.2	4-31/32 126.2	2-23/32 69.1	2-1/2 63.5	0.625 15.9	1.219 31.0
212	2-3/16 2-1/4 55mm	11.0 10.8 4.7	1-63/64 50.4	9-1/2 241.3	2-3/8 60.3	6-7/8 174.6	7-15/16 201.6	5/8 M16	1-7/32 31.0	7/8 22.2	5-13/32 137.3	2-31/32 75.4	2-3/4 69.9	0.672 17.1	1.313 33.3
214	2-7/16 2-1/2 65mm	15.7 15.5 6.7	2-15/64 56.8	10-3/4 273.1	2-11/16 68.3	7-1/2 190.5	8-1/2 215.9	3/4 M18	1-5/16 33.3	15/16 23.8	6-3/32 154.8	3-5/16 84.1	3 76.2	0.797 20.2	1.438 36.5
215	2-11/16 70mm	21.0 9.0	2-9/32 57.9	11-3/4 298.5	2-7/8 73.0	8-1/2 215.9	9-1/2 241.3	7/8 M22	1-7/16 36.5	1 25.4	6-3/4 171.5	3-5/8 92.1	3-1/2 88.9	0.813 20.6	1.469 37.3
216	2-15/16 3 75mm	21.3 9.1	2-11/32 59.5	11-3/4 298.5	3 76.2	8-1/2 215.9	9-1/2 241.3	7/8 M22	1-7/16 36.5	1-1/4 31.8	6-31/32 177.0	3-53/64 97.2	3-1/2 88.9	0.844 21.4	1.500 38.1
218	3-7/16 3-1/2 85mm	31.8 31.3 13.6	2-31/64 63.1	14 355.6	3-3/8 85.7	10-5/16 261.9	11-5/8 295.3	7/8 M22	1-19/32 40.5	1-5/16 33.3	8 203.2	4-23/64 110.7	4 101.6	0.922 23.4	1.563 39.7

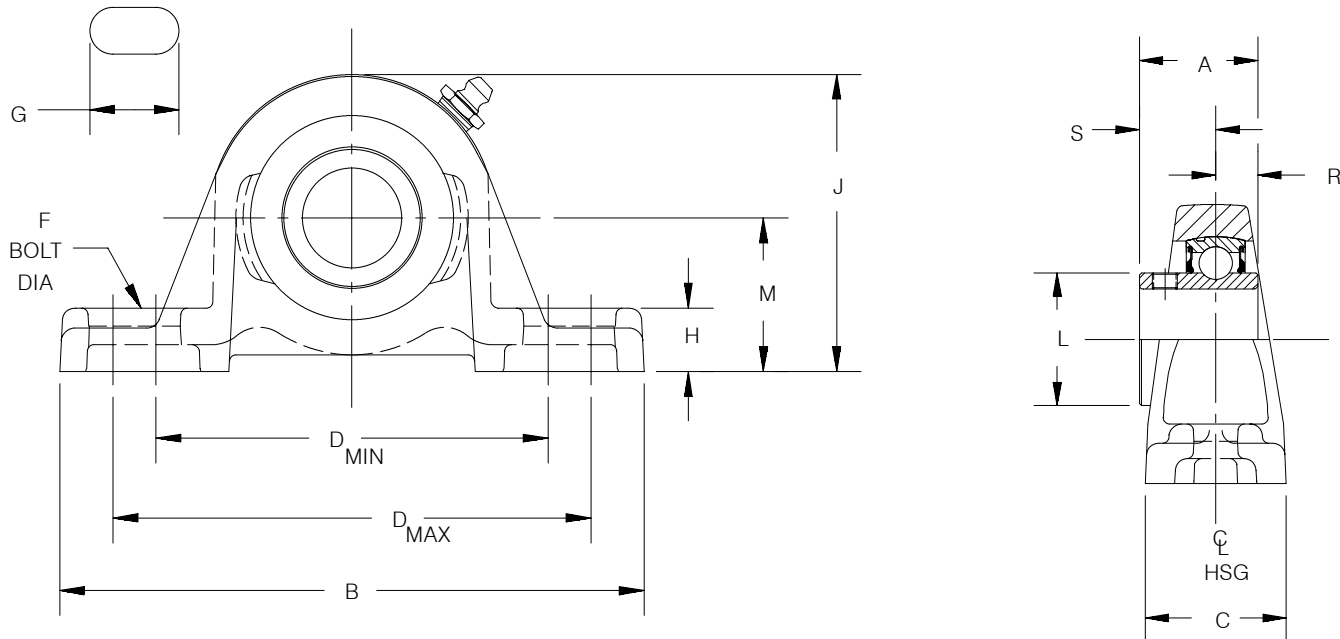
DIMENSIONS SCAH PILLOW BLOCKS PAGE B2-10 & B2-12	DIMENSIONS SCAH FLANGE BEARINGS PAGE B2-42	DIMENSIONS SCMAH PILLOW BLOCKS PAGE B2-30	DIMENSIONS SCMAH FLANGE BEARINGS PAGE B2-48
--	--	---	---



SELECTION/DIMENSIONS

Setscrew Ball Bearings

VSC AND VSCU INTERMEDIATE DUTY PILLOW BLOCKS

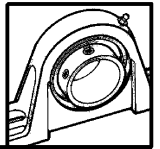


Series	Shaft Size	Relube		No-Lube/Sealed for Life (-NL)	
		Part Number	Description	Part Number	Description
203	1/2 5/8	125500	P2B-VSC-008	@	P2B-VSC-008-NL
		125501	P2B-VSC-010	@	P2B-VSC-010-NL
203 (SCU)	1/2 5/8	125513	P2B-VSCU-008	@	P2B-VSCU-008-NL
		125514	P2B-VSCU-010	@	P2B-VSCU-010-NL
204	3/4	123580	P2B-VSC-012	054495	P2B-VSC-012-NL
205	7/8 15/16 1	125502	P2B-VSC-014	@	P2B-VSC-014-NL
		125503	P2B-VSC-015	@	P2B-VSC-015-NL
		123581	P2B-VSC-100	123590	P2B-VSC-100-NL
206	1-1/8 1-3/16 1-1/4	125504	P2B-VSC-102	@	P2B-VSC-102-NL
		123582	P2B-VSC-103	@	P2B-VSC-103-NL
		123589	P2B-VSC-104S	@	P2B-VSC-104S-NL
206 (SCU)	1-1/8 1-3/16 1-1/4	125515	P2B-VSCU-102	@	P2B-VSCU-102-NL
		123604	P2B-VSCU-103	050854	P2B-VSCU-103-NL
		123606	P2B-VSCU-104S	@	P2B-VSCU-104S-NL
207	1-1/4 1-3/8 1-7/16	123583	P2B-VSC-104	051889	P2B-VSC-104-NL
		125505	P2B-VSC-106	@	P2B-VSC-106-NL
		123584	P2B-VSC-107	050838	P2B-VSC-107-NL
208	1-1/2	123585	P2B-VSC-108	051890	P2B-VSC-108-NL
209	1-11/16 1-3/4	125506	P2B-VSC-111	@	P2B-VSC-111-NL
		124933	P2B-VSC-112	@	P2B-VSC-112-NL
210	1-15/16 2	123586	P2B-VSC-115	053662	P2B-VSC-115-NL
		123587	P2B-VSC-200	@	P2B-VSC-200-NL
211	2 2-3/16	123593	P2B-VSC-200L	@	P2B-VSC-200L-NL
		123588	P2B-VSC-203	@	P2B-VSC-203-NL

@Assemble to order

FEATURE/BENEFITS SETSCREW BALL BEARINGS PAGE B2-2	HOW TO ORDER/ NOMENCLATURE PAGE B2-4	SELECTION PAGE B2-5	DIMENSIONS VSC INSERTS PAGE B2-116
---	--	------------------------	--

SELECTION/DIMENSIONS



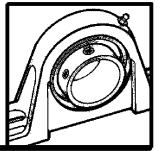
Setscrew Ball Bearings

VSC AND VSCU INTERMEDIATE DUTY PILLOW BLOCKS

Series	Shaft Size	Weight lbs.	A	B	C	D		F Bolt Dia.
						Min.	Max.	
203	1/2 5/8	1.1 1.0	15/16	5	1-7/32	3-1/4	4-1/16	3/8
203 (SCU)	1/2 5/8	1.2 1.1	15/16	5	1-7/32	3-1/4	4-1/16	3/8
204	3/4	1.4	1-1/16	5-1/4	1-11/32	3-3/8	4-3/16	3/8
205	7/8 15/16 1	1.8 1.7 1.6	1-3/32	5-1/2	1-13/32	4-1/4	4-1/2	3/8
206	1-1/8 1-3/16 1-1/4	2.7 2.6 2.5	1-19/64	6-1/4	1-3/4	4-1/4	5	1/2
206 (SCU)	1-1/8 1-3/16 1-1/4	2.8 2.7 2.6	1-19/64	6-1/4	1-3/4	4-1/4	5	1/2
207	1-1/4 1-3/8 1-7/16	4.5 4.3 4.2	1-7/16	6-1/2	1-3/4	4-11/16	5-7/16	1/2
208	1-1/2	5.4	1-9/16	7-1/4	1-15/16	5-3/16	5-7/8	1/2
209	1-11/16 1-3/4	6.4 6.2	1-19/32	7-7/16	2	5-1/2	6-3/16	1/2
210	1-15/16 2	7.2 7.0	1-5/8	8-1/8	2-1/4	6	6-11/16	5/8
211	2 2-3/16	9.0 8.9	1-23/32	8-7/8	2-5/16	6-3/8	7-7/16	5/8

Series	Shaft Size	G	H	J	L	M	R	S
203	1/2 5/8	27/32	15/32	2-5/32	31/32	1-1/16	0.297	0.641
203 (SCU)	1/2 5/8	27/32	19/32	2-9/32	31/32	1-3/16	0.297	0.641
204	3/4	27/32	17/32	2-9/16	1-1/8	1-5/16	0.328	0.734
205	7/8 15/16 1	27/32	19/32	2-25/32	1-5/16	1-7/16	0.328	0.766
206	1-1/8 1-3/16 1-1/4	15/16	11/16	3-1/4	1-37/64	1-5/8	0.391	0.906
206 (SCU)	1-1/8 1-3/16 1-1/4	15/16	3/4	3-5/16	1-37/64	1-11/16	0.391	0.906
207	1-1/4 1-3/8 1-7/16	15/16	23/32	3-3/4	1-27/32	1-7/8	0.406	1.031
208	1-1/2	29/32	15/16	4-3/16	2-3/64	2-1/8	0.469	1.094
209	1-11/16 1-3/4	29/32	3/4	4-9/32	2-7/32	2-1/8	0.469	1.125
210	1-15/16 2	1-1/32	3/4	4-17/32	2-7/16	2-1/4	0.469	1.156
211	2 2-3/16	1-7/32	7/8	4-31/32	2-23/32	2-1/2	0.500	1.219

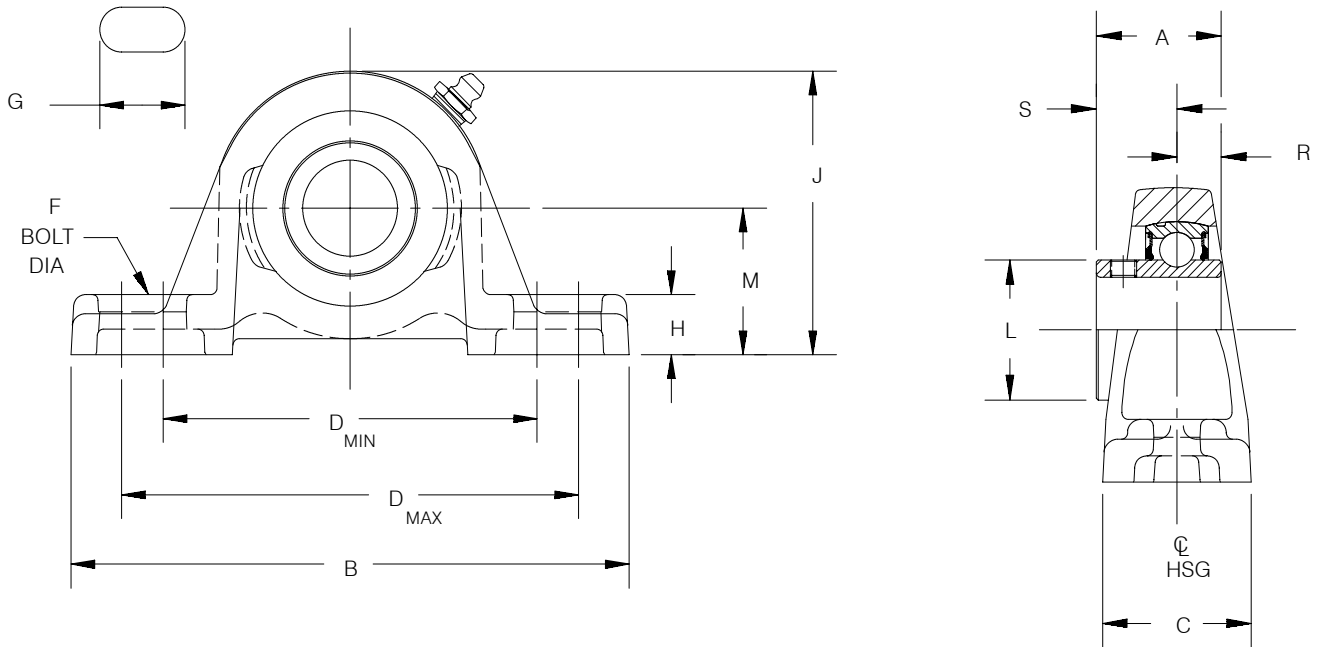
MODIFICATIONS PAGE B2-119	RELATED PRODUCTS PAGE B2-43		
------------------------------	--------------------------------	--	--



SELECTION/DIMENSIONS

Setscrew Ball Bearings

VSCB INTERMEDIATE DUTY PILLOW BLOCKS

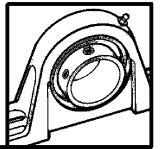


Series	Shaft Size	Relube		No-Lube/Sealed for Life (-NL)	
		Part Number	Description	Part Number	Description
203 (VSC)	1/2 5/8	125500	P2B-VSC-008	@	P2B-VSC-008-NL
		125501	P2B-VSC-010	@	P2B-VSC-010-NL
204	3/4	123595	P2B-VSCB-012	050833	P2B-VSCB-012-NL
205	7/8 15/16 1	125508	P2B-VSCB-014	@	P2B-VSCB-014-NL
		125509	P2B-VSCB-015	@	P2B-VSCB-015-NL
		123596	P2B-VSCB-100	050828	P2B-VSCB-100-NL
206	1-1/8 1-3/16 1-1/4	125510	P2B-VSCB-102	@	P2B-VSCB-102-NL
		123597	P2B-VSCB-103	050829	P2B-VSCB-103-NL
		123605	P2B-VSCB-104S	@	P2B-VSCB-104S-NL
207	1-1/4 1-3/8 1-7/16	123598	P2B-VSCB-104	@	P2B-VSCB-104-NL
		125511	P2B-VSCB-106	@	P2B-VSCB-106-NL
		123599	P2B-VSCB-107	050830	P2B-VSCB-107-NL
208	1-1/2	123600	P2B-VSCB-108	@	P2B-VSCB-108-NL
209	1-11/16 1-3/4	125512	P2B-VSCB-111	050848	P2B-VSCB-111-NL
		125507	P2B-VSCB-112	@	P2B-VSCB-112-NL
210	1-15/16 2	123601	P2B-VSCB-115	@	P2B-VSCB-115-NL
		123602	P2B-VSCB-200	@	P2B-VSCB-200-NL
211	2 2-3/16	123607	P2B-VSCB-200L	@	P2B-VSCB-200L-NL
		123603	P2B-VSCB-203	050831	P2B-VSCB-203-NL

@ Assembled to order

FEATURE/BENEFITS SETSCREW BALL BEARINGS PAGE B2-2	HOW TO ORDER/ NOMENCLATURE PAGE B2-4	SELECTION PAGE B2-5	DIMENSIONS VSC INSERTS PAGE B2-116
---	--	------------------------	--

SELECTION/DIMENSIONS



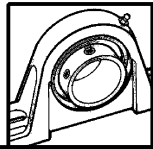
Setscrew Ball Bearings

VSCB INTERMEDIATE DUTY PILLOW BLOCKS

Series	Shaft Size	Weight lbs.	A	B	C	D		F Bolt Dia.
						Min.	Max.	
203 (VSC)	1/2 5/8	1.1 1.0	15/16	5	1-7/32	3-1/4	4-1/16	3/8
204	3/4	1.4	1-1/16	5-1/4	1-11/32	3-3/8	4-3/16	3/8
205	7/8 15/16 1	1.8 1.7 1.6	1-3/32	5-1/2	1-13/32	4-1/4	4-1/2	3/8
206	1-1/8 1-3/16 1-1/4	2.7 2.6 2.5	1-19/64	6-1/4	1-3/4	4-1/4	5	1/2
207	1-1/4 1-3/8 1-7/16	4.5 4.3 4.2	1-7/16	6-1/2	1-3/4	4-11/16	5-7/16	1/2
208	1-1/2	5.4	1-9/16	7-1/4	1-15/16	5-3/16	5-7/8	1/2
209	1-11/16 1-3/4	6.4 6.2	1-19/32	7-7/16	2	5-1/2	6-3/16	1/2
210	1-15/16 2	7.2 7.0	1-5/8	8-1/8	2-1/4	6	6-11/16	5/8
211	2 2-3/16	9.0 8.9	1-23/32	8-7/8	2-5/16	6-3/8	7-7/16	5/8

Series	Shaft Size	G	H	J	L	M	R	S
203 (VSC)	1/2 5/8	27/32	15/32	2-5/32	31/32	1-1/16	0.297	0.641
204	3/4	27/32	15/32	2-1/2	1-1/8	1-1/4	0.328	0.734
205	7/8 15/16 1	27/32	15/32	2-21/32	1-5/16	1-5/16	0.328	0.766
206	1-1/8 1-3/16 1-1/4	15/16	5/8	3-3/16	1-37/64	1-9/16	0.391	0.906
207	1-1/4 1-3/8 1-7/16	15/16	21/32	3-11/16	1-27/32	1-13/16	0.406	1.031
208	1-1/2	29/32	3/4	4	2-3/64	1-15/16	0.469	1.094
209	1-11/16 1-3/4	29/32	11/16	4-7/32	2-7/32	2-1/16	0.469	1.125
210	1-15/16 2	1-1/32	11/16	4-15/32	2-7/16	2-3/16	0.469	1.156
211	2 2-3/16	1-7/32	13/16	4-29/32	2-23/32	2-7/16	0.500	1.219

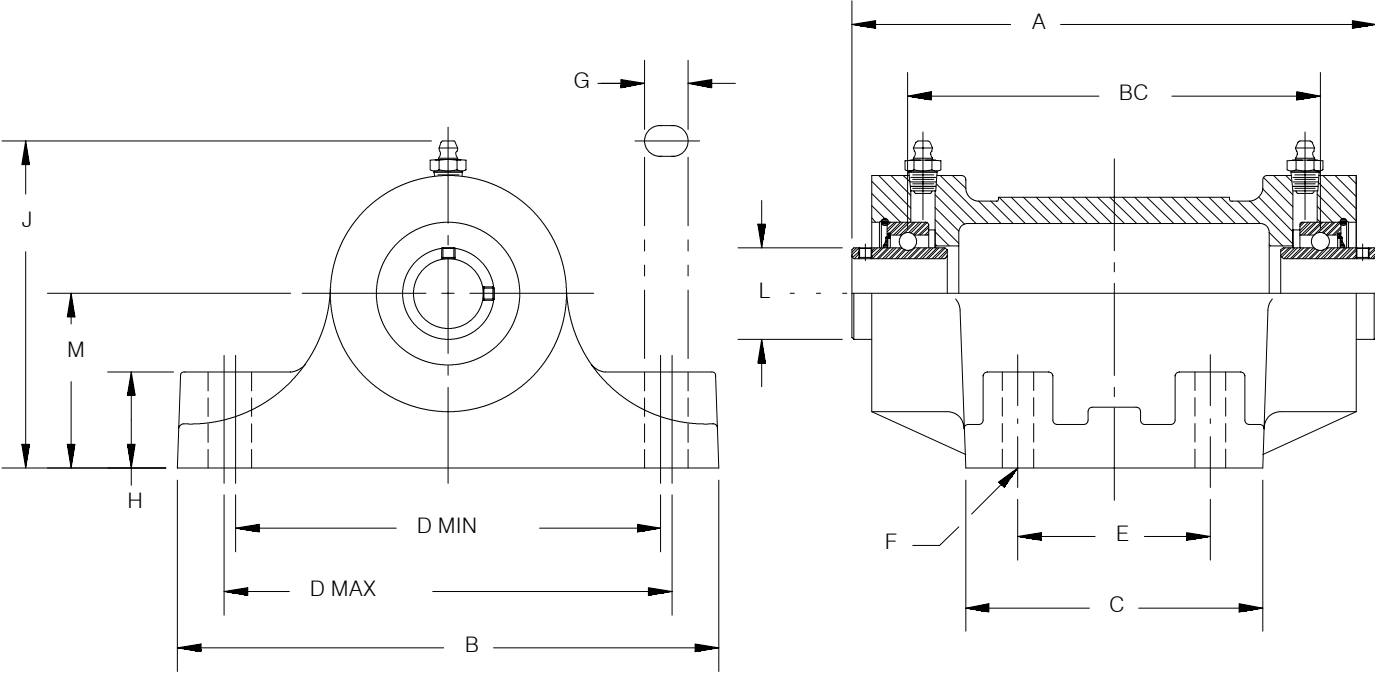
MODIFICATIONS PAGE B2-119	RELATED PRODUCTS PAGE B2-43		
------------------------------	--------------------------------	--	--



SELECTION/DIMENSIONS

Setscrew Ball Bearings

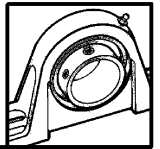
CC BALL BEARING FAN AND BLOWER PILLOW BLOCKS



Series	Shaft Size	Part Number	Description
205	15/16 1	134131	F&B-CC-015
		134132	F&B-CC-100
206	1-1/8 1-3/16	134134	F&B-CC-102
		134135	F&B-CC-103
207	1-1/4 1-3/8 1-7/16	134136	F&B-CC-104
		134138	F&B-CC-106
		134139	F&B-CC-107
209	1-11/16 1-3/4	134140	F&B-CC-111
		134141	F&B-CC-112
210	1-15/16	134142	F&B-CC-115
211	2-3/16	134144	F&B-CC-203

FEATURE/BENEFITS SETSCREW BALL BEARINGS PAGE B2-2	HOW TO ORDER/ NOMENCLATURE PAGE B2-4	SELECTION PAGE B2-5	MODIFICATIONS PAGE B2-119
---	--	------------------------	------------------------------

SELECTION/DIMENSIONS



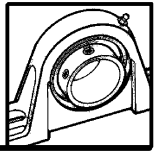
Setscrew Ball Bearings

CC BALL BEARING FAN AND BLOWER PILLOW BLOCKS

Series	Shaft Size	Weight lbs.	A	B	C	D		E
						Min.	Max.	
205	15/16 1	16.1 16.0	7-1/2	7-3/4	4-1/4	6-1/16	6-7/16	2-3/4
206	1-1/8 1-3/16	16.3 16.2	7-25/32	7-3/4	4-1/4	6-1/16	6-7/16	2-3/4
207	1-1/4 1-3/8 1-7/16	36.6 36.2 36.0	10-39/64	10	5-1/2	7-3/4	8-1/4	3-1/2
209	1-11/16 1-3/4	35.0 34.8	10-21/32	10	5-1/2	7-3/4	8-1/4	3-1/2
210	1-15/16	60.0	13-25/32	12	7	9-1/8	9-7/8	4-1/2
211	2-3/16	56.0	14-5/32	12	7	9-1/8	9-7/8	4-1/2

Series	Shaft Size	F Bolt Dia.	G	H	J	L	M	Bearing Centers BC
205	15/16 1	3/8	5/8	1-1/4	4-5/8	1-5/16	2-1/2	5-29/32
206	1-1/8 1-3/16	3/8	5/8	1-1/4	4-5/8	1-19/32	2-1/2	5-61/64
207	1-1/4 1-3/8 1-7/16	1/2	7/8	1-9/16	5-9/16	1-27/32	3	8-15/32
209	1-11/16 1-3/4	1/2	7/8	1-9/16	5-9/16	2-9/32	3	8-5/16
210	1-15/16	5/8	1-1/8	1-3/4	6-7/16	2-15/32	3-1/2	11-3/8
211	2-3/16	5/8	1-1/8	1-3/4	6-7/16	2-3/4	3-1/2	11-3/8

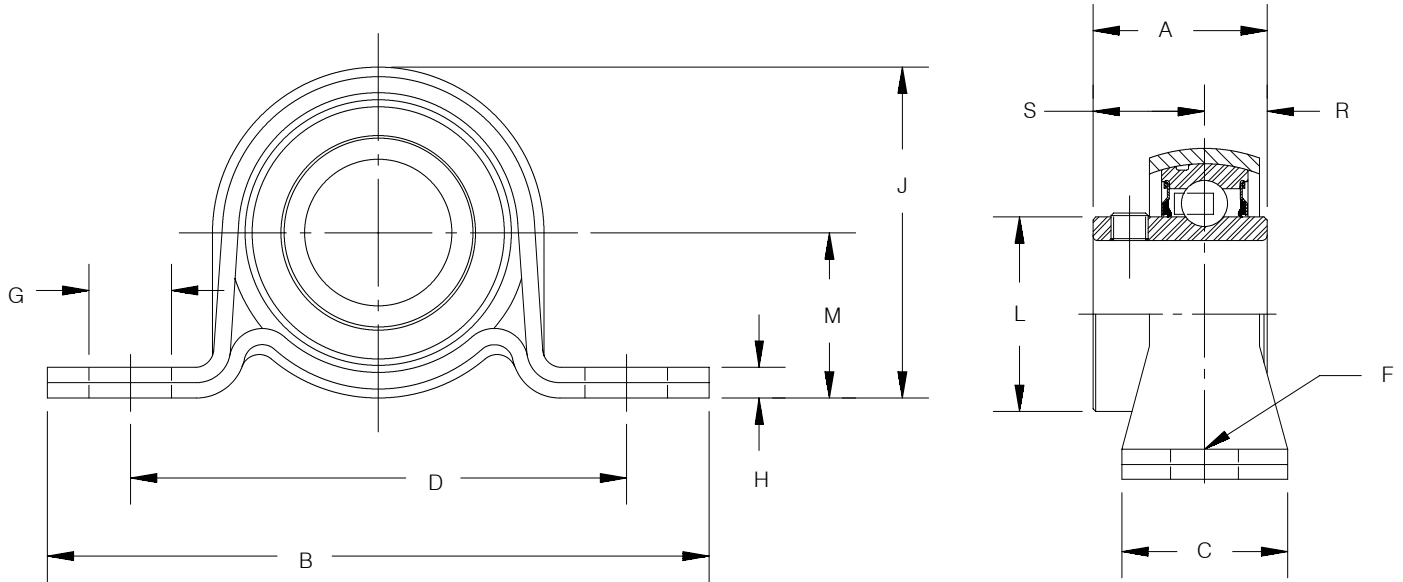
FEATURE/BENEFITS SETScrew BALL BEARINGS PAGE B2-2	HOW TO ORDER/ NOMENCLATURE PAGE B2-4	SELECTION PAGE B2-5	MODIFICATIONS PAGE B2-119
---	--	------------------------	------------------------------



SELECTION/DIMENSIONS

Setscrew Ball Bearings

SL LIGHT DUTY PILLOW BLOCKS

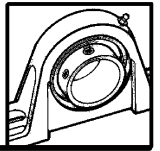


Series	Shaft Size	Part Number	Description	Weight	A	B	C	D	F Bolt Dia
203	1/2 5/8	@ 128197	P2B-SL-008 P2B-SL-010	.51 .49	15/16	3-5/8	1	2-11/16	1/4
204	3/4	128106	P2B-SL-012	.61	1-1/16	4-1/8	1	3	3/8
205	7/8 15/16 1	128170 128171 128107	P2B-SL-014 P2B-SL-015 P2B-SL-100	.79 .76 .73	1-3/32	4-1/2	1-1/8	3-3/8	3/8
206	1-1/8 1-3/16 1-1/4	128172 128108 128111	P2B-SL-102 P2B-SL-103 P2B-SL-104S	1.14 1.12 1.10	1-19/64	4-7/8	1-1/8	3-3/4	3/8
207	1-1/4 1-3/8 1-7/16	128109 128173 128110	P2B-SL-104 P2B-SL-106 P2B-SL-107	1.54 1.50 1.48	1-7/16	5-3/4	1-1/4	4-1/4	1/2

@ Assembled to order.

Series	Shaft Size	G	H	J	L	M	R	S	Housing Radial Load Rating (lbs)
203	1/2 5/8	11/32	.133	1-11/16	31/32	27/32	0.297	0.641	250
204	3/4	1/2	.178	2-1/16	1-1/8	1	0.328	0.734	350
205	7/8 15/16 1	9/16	.208	2-7/32	1-5/16	1-1/8	0.328	0.766	400
206	1-1/8 1-3/16 1-1/4	9/16	.238	2-5/8	1-37/64	1-5/16	0.391	0.906	600
207	1-1/4 1-3/8 1-7/16	3/4	.238	3-1/8	1-27/32	1-9/16	0.406	1.031	800

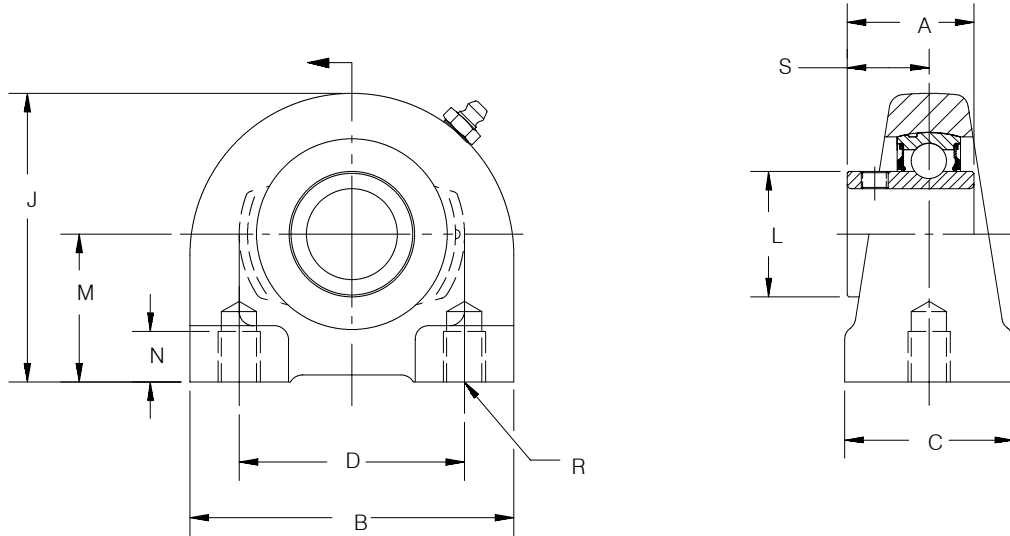
FEATURE/BENEFITS SETScrew BALL BEARINGS PAGE B2-2	HOW TO ORDER/ NOMENCLATURE PAGE B2-4	SELECTION PAGE B2-5	DIMENSIONS VSC INSERTS PAGE B2-116
---	--	------------------------	--



SELECTION/DIMENSIONS

Setscrew Ball Bearings

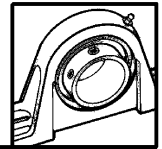
SC NORMAL DUTY TAPPED BASE PILLOW BLOCKS



Series	Shaft Size	Part Number	Description	Weight lbs. kgs.	A	B	C	D	J	L	M	N Min Tap Depth	R Bolt Holes UNC-Threads	S
204	1/2	124460	TB-SC-008	1.56	1-5/32	2-7/8	1-1/2	2	2-9/16	1-1/8	1-5/16	1/2	3/8- 16	47/64
	5/8	124461	TB-SC-010	1.53										
	3/4	124462	TB-SC-012	1.50										
	20mm	130354	TB-SC-20M	0.06	29.4	73.0	38.1	50.8	65.1	28.6	33.3	12.7	M8x1.25	18.7
205	7/8	124463	TB-SC-014	1.93	1-3/16	3	1-1/2	2	2-13/16	1-5/16	1-7/16	1/2	3/8- 16	49/64
	15/16	124464	TB-SC-015	1.90										
	1	124465	TB-SC-100	1.87										
	25mm	130355	TB-SC-25M	0.07	30.2	76.2	38.1	50.8	71.4	33.3	36.5	12.7	M10x1.5	19.4
206	1-1/16	124466	TB-SC-101	2.66	1-25/64	4	1-1/2	3	3-3/8	1-37/64	1-11/16	5/8	7/16 - 14	29/32
	1-1/8	124467	TB-SC-102	2.62										
	1-3/16	124468	TB-SC-103	2.59										
	1-1/4	124469	TB-SC-104S	2.56										
	30mm	130356	TB-SC-30M	0.10	35.3	101.6	38.1	76.2	85.7	40.1	42.9	15.9	M10x1.5	23.0
207	1-1/4	124470	TB-SC-104	3.41	1-17/32	4-1/4	1-7/8	3-1/4	3-3/4	1-27/32	1-7/8	3/4	1/2 - 13	1-1/32
	1-5/16	124471	TB-SC-105	3.36										
	1-3/8	124472	TB-SC-106	3.34										
	1-7/16	124473	TB-SC-107	3.25										
	35mm	130357	TB-SC-35M	0.13	38.9	108.0	47.6	82.6	95.3	46.8	47.6	19.1	M10x1.5	26.2
208	1-1/2	124479	TB-SC-108	4.10	1-11/16	4-5/8	1-7/8	3-1/2	3-15/16	2-3/64	1-15/16	3/4	1/2-13	1-3/32
	1-5/8	128998	TB-SC-110	4.00										
	40mm	130358	TB-SC-40M	0.16	42.9	117.5	47.6	88.9	100.0	52.0	49.2	19.1	M12x1.75	27.8
209	1-5/8	@	TB-SC-110L	5.20	1-23/32	5	2	3-3/4	4-1/4	2-7/32	2-1/8	3/4	1/2-13	1-1/8
	1-11/16	054548	TB-SC-111	5.00										
	1-3/4	054781	TB-SC-112	4.90										
	45mm	130359	TB-SC-45M	0.20	43.7	127.0	50.8	95.3	108.0	56.4	54.0	19.1	M12x1.75	28.6
210	1-15/16	124478	TB-SC-115	5.40	1-3/4	5-1/2	2	4	4-5/8	2-7/16	2-1/4	7/8	5/8-11	1-5/32
	2	052472	TB-SC-200	5.20										
	50mm	130360	TB-SC-50M	0.21	44.5	139.7	50.8	101.6	117.5	61.9	57.2	22.2	M16x2	29.4
211	2	124480	TB-SC-200L	6.70	1-27/32	5-1/2	2	4	4-5/8	2-23/32	2-1/4	7/8	5/8 - 11	1-7/32
	2-3/16	050386	TB-SC-203	6.50										
	2-1/4	054436	TB-SC-204	6.30										
	55mm	130361	TB-SC-55M	0.25	46.8	139.7	50.8	101.6	117.5	69.1	57.2	22.2	M16x2	31.0

@ Assemble to order.

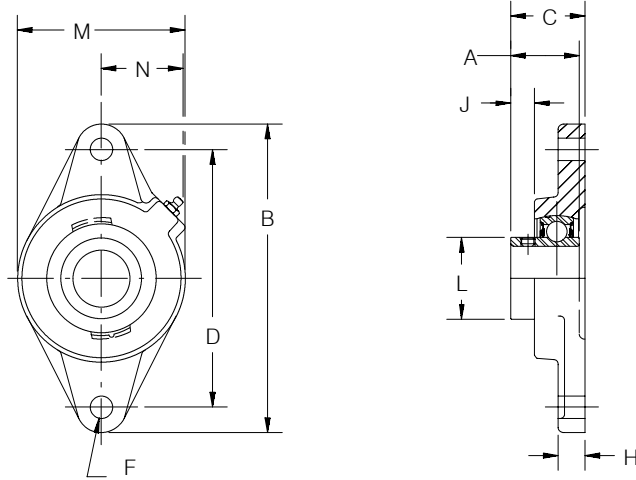
FEATURE/BENEFITS SETScrew BALL BEARINGS PAGE B2-2	HOW TO ORDER/ NOMENCLATURE PAGE B2-4	SELECTION PAGE B2-5	DIMENSIONS SC INSERTS PAGE B2-108
---	--	------------------------	---



SELECTION/DIMENSIONS

Setscrew Ball Bearings

SC NORMAL DUTY 2-BOLT FLANGE BEARINGS

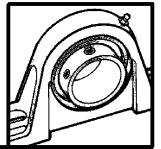


Series	Shaft Size	Relube		No-Lube/Sealed for Life (-NL)		With Flingers	
		Part Number	Description	Part Number	Description	Part Number	Description
203	1/2	124198	F2B-SC-008	@	F2B-SC-008-NL	@	F2B-SC-008-FF
	5/8	124199	F2B-SC-010	124256	F2B-SC-010-NL	@	F2B-SC-010-FF
	17mm	125875	F2B-SC-17M	@	F2B-SC-17M-NL	@	F2B-SC-17M-FF
204	1/2	124166	F2B-SC-008L	052220	F2B-SC-008L-NL	@	F2B-SC-008L-FF
	5/8	124167	F2B-SC-010L	124176	F2B-SC-010L-NL	@	F2B-SC-010L-FF
	3/4	124170	F2B-SC-012	124175	F2B-SC-012-NL	057279	F2B-SC-012-FF
	20mm	125876	F2B-SC-20M	050119	F2B-SC-20M-NL	@	F2B-SC-20M-FF
205	7/8	124171	F2B-SC-014	126516	F2B-SC-014-NL	052542	F2B-SC-014-FF
	15/16	124172	F2B-SC-015	@	F2B-SC-015-NL	054731	F2B-SC-015-FF
	1	124173	F2B-SC-100	124174	F2B-SC-100-NL	124391	F2B-SC-100-FF
	25mm	125877	F2B-SC-25M	124785	F2B-SC-25M-NL	@	F2B-SC-25M-FF
206	1-1/16	124410	F2B-SC-101	@	F2B-SC-101-NL	@	F2B-SC-101-FF
	1-1/8	124274	F2B-SC-102	@	F2B-SC-102-NL	050554	F2B-SC-102-FF
	1-3/16	124275	F2B-SC-103	124614	F2B-SC-103-NL	@	F2B-SC-103-FF
	1-1/4	123172	F2B-SC-104S	@	F2B-SC-104S-NL	051968	F2B-SC-104S-FF
	30mm	125878	F2B-SC-30M	126102	F2B-SC-30M-NL	@	F2B-SC-30M-FF
207	1-1/4	124276	F2B-SC-104	126518	F2B-SC-104-NL	052664	F2B-SC-104-FF
	1-5/16	124411	F2B-SC-105	@	F2B-SC-105-NL	@	F2B-SC-105-FF
	1-3/8	124277	F2B-SC-106	126519	F2B-SC-106-NL	@	F2B-SC-106-FF
	1-7/16	124278	F2B-SC-107	124618	F2B-SC-107-NL	124456	F2B-SC-107-FF
	35mm	125879	F2B-SC-35M	@	F2B-SC-35M-NL	@	F2B-SC-35M-FF
208	1-1/2	124268	F2B-SC-108	@	F2B-SC-108-NL	124457	F2B-SC-108-FF
	1-5/8	124412	F2B-SC-110	@	F2B-SC-110-NL	@	F2B-SC-110-FF
	40mm	125880	F2B-SC-40M	@	F2B-SC-40M-NL	@	F2B-SC-40M-FF
209	1-5/8	125171	F2B-SC-110L	@	F2B-SC-110L-NL	@	F2B-SC-110L-FF
	1-11/16	124279	F2B-SC-111	@	F2B-SC-111-NL	057849	F2B-SC-111-FF
	1-3/4	124413	F2B-SC-112	126521	F2B-SC-112-NL	124455	F2B-SC-112-FF
	1-13/16	124280	F2B-SC-113	@	F2B-SC-113-NL	@	F2B-SC-113-FF
	45mm	125881	F2B-SC-45M	@	F2B-SC-45M-NL	@	F2B-SC-45M-FF
210	1-15/16	124269	F2B-SC-115	126522	F2B-SC-115-NL	@	F2B-SC-115-FF
	2	124270	F2B-SC-200	126523	F2B-SC-200-NL	124542	F2B-SC-200-FF
	50mm	125882	F2B-SC-50M	@	F2B-SC-50M-NL	@	F2B-SC-50M-FF
211	2	126293	F2B-SCM-200	@	F2B-SCM-200-NL	@	F2B-SCM-200-FF
	2-3/16	124034	F2B-SC-203	@	F2B-SC-203-NL	@	F2B-SC-203-FF
	2-1/4	124373	F2B-SC-204	@	F2B-SC-204-NL	@	F2B-SC-204-FF
	55mm	124942	F2B-SC-55M	@	F2B-SC-55M-NL	@	F2B-SC-55M-FF
212	2-1/4	@	F2B-SCM-204	@	F2B-SCM-204-NL	@	F2B-SCM-204-FF
	2-7/16	053175	F2B-SC-207	@	F2B-SC-207-NL	@	F2B-SC-207-FF
	60mm	@	F2B-SC-60M	@	F2B-SC-60M-NL	@	F2B-SC-60M-FF

@Assembled to order

FEATURE/BENEFITS SETScrew BALL BEARINGS PAGE B2-2	HOW TO ORDER/ NOMENCLATURE PAGE B2-4	SELECTION PAGE B2-5	
---	--	------------------------	--

SELECTION/DIMENSIONS

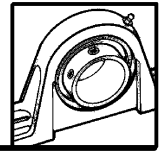


Setscrew Ball Bearings

SC NORMAL DUTY 2-BOLT FLANGE BEARINGS

Series	Shaft Size	Weight lbs. kgs.	A	B	C	D	F Bolt Dia.	H	J	L	M	N
203	1/2	0.8	1	3-7/8	1-3/16	3	3/8	3/8	11/32	31/32	2-1/8	1-1/8
	5/8	0.7	25.4	98.4	30.2	76.2	M10	9.5	8.7	24.6	54.0	28.6
	17mm	0.3										
204	1/2	1.6	1-5/32	4-13/32	1-3/8	3-17/32	3/8	1/2	25/64	1-1/8	2-3/8	1-1/2
	5/8	1.5										
	3/4	1.4	29.4	111.9	34.9	89.7	M10	12.7	9.9	28.6	60.3	38.1
	20mm	0.5										
205	7/8	1.6	1-3/16	4-7/8	1-11/32	3-57/64	7/16	1/2	25/64	1-5/16	2-3/4	1-7/16
	15/16	1.5										
	1	1.4	30.2	123.8	34.1	98.8	M10	12.7	9.9	33.3	69.9	36.5
	25mm	0.6										
206	1-1/16	2.3	1-25/64	5-9/16	1-17/32	4-19/32	7/16	1/2	15/32	1-37/64	3-1/8	1-9/16
	1-1/8	2.2										
	1-3/16	2.1										
	1-1/4	2.0	35.3	141.3	38.9	116.7	M12	12.7	11.9	40.1	79.4	39.7
	30mm	1.0										
207	1-1/4	3.5	1-17/32	6-1/8	1-3/4	5-1/8	1/2	9/16	17/32	1-27/32	3-3/4	1-27/32
	1-5/16	3.4										
	1-3/8	3.2										
	1-7/16	3.1	38.9	155.6	44.5	130.2	M12	14.3	13.5	46.8	95.3	46.8
	35mm	1.5										
208	1-1/2	4.1	1-11/16	6-3/4	1-7/8	5-21/32	1/2	9/16	17/32	2-3/64	4-1/8	1-53/64
	1-5/8	4.0										
	40mm	1.8	42.9	171.5	47.6	143.7	M12	14.3	13.5	52.0	104.8	46.4
209	1-5/8	5.2	1-23/32	7-1/16	1-15/16	5-27/32	1/2	5/8	17/32	2-7/32	4-3/8	1-29/32
	1-11/16	5.0										
	1-3/4	4.9										
	1-13/16	4.7	43.7	179.4	49.2	148.4	M14	15.9	13.5	56.4	111.1	48.4
	45mm	2.2										
210	1-15/16	5.4	1-3/4	7-7/16	2	6-3/16	1/2	5/8	17/32	2-7/16	4-9/16	2-1/32
	2	5.2										
	50mm	2.5	44.5	188.9	50.8	157.2	M16	15.9	13.5	61.9	115.9	51.6
211	2	6.7	1-27/32	8-5/8	2-5/32	7-1/4	5/8	11/16	9/16	2-23/32	5-1/4	2-17/64
	2-3/16	6.5										
	2-1/4	6.3										
	55mm	3.0	46.8	219.1	54.8	184.2	M16	17.5	14.3	69.1	133.4	57.5
212	2-1/4	7.4	1-63/64	9-13/16	2-9/32	7-61/64	7/8	13/16	9/16	2-31/32	5-1/2	2-15/32
	2-7/16	7.0										
	60mm	3.4	50.4	249.2	57.9	202.0	M22	20.6	14.3	75.4	139.7	62.7

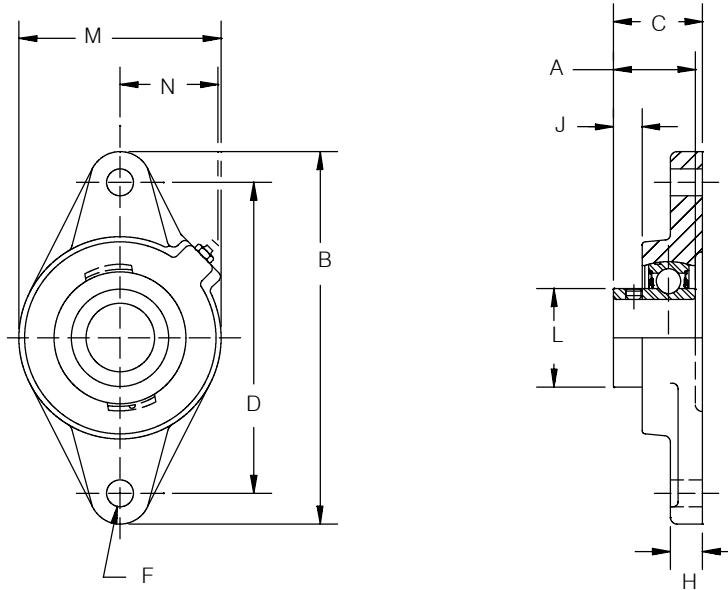
DIMENSIONS SC INSERTS PAGE B2-108	MODIFICATIONS PAGE B2-119	RELATED PRODUCTS PAGE B2-43	
---	------------------------------	--------------------------------	--



SELECTION/DIMENSIONS

Setscrew Ball Bearings

SCAH NORMAL DUTY AIR HANDLING 2-BOLT FLANGE BEARINGS



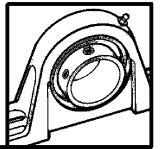
Series	Shaft Size	Part Number	Description
203	1/2	@	F2B-SCAH-008
	5/8	@	F2B-SCAH-010
	17mm	@	F2B-SCAH-17M
204	1/2	@	F2B-SCAH-008L
	5/8	@	F2B-SCAH-010L
	3/4	123730	F2B-SCAH-012
	20mm	@	F2B-SCAH-20M
205	7/8	@	F2B-SCAH-014
	15/16	124244	F2B-SCAH-015
	1	123731	F2B-SCAH-100
	25mm	@	F2B-SCAH-25M
206	1-1/16	@	F2B-SCAH-101
	1-1/8	@	F2B-SCAH-102
	1-3/16	123732	F2B-SCAH-103
	1-1/4	123184	F2B-SCAH-104S
	30mm	@	F2B-SCAH-30M
207	1-1/4	123733	F2B-SCAH-104
	1-5/16	@	F2B-SCAH-105
	1-3/8	@	F2B-SCAH-106
	1-7/16	123734	F2B-SCAH-107
	35mm	@	F2B-SCAH-35M

Series	Shaft Size	Part Number	Description
208	1-1/2	123735	F2B-SCAH-108
	1-5/8	@	F2B-SCAH-110
	40mm	@	F2B-SCAH-40M
209	1-5/8	@	F2B-SCAH-110L
	1-11/16	123736	F2B-SCAH-111
	1-3/4	123737	F2B-SCAH-112
	45mm	@	F2B-SCAH-45M
210	1-15/16	123738	F2B-SCAH-115
	2	@	F2B-SCAH-200
	50mm	@	F2B-SCAH-50M
211	2	@	F2B-SCMAH-200
	2-3/16	124794	F2B-SCAH-203
	2-1/4	@	F2B-SCAH-204
	55mm	@	F2B-SCAH-55M
212	2-1/4	@	F2B-SCMAH-204
	2-7/16	057707	F2B-SCAH-207
	60mm	@	F2B-SCAH-60M

@ Assembled to order

DIMENSIONS SCAH PILLOW BLOCKS PAGE B2-10 & B2-12	DIMENSIONS SCAH FLANGE BEARINGS PAGE B2-42	DIMENSIONS SCMAH PILLOW BLOCKS PAGE B2-30	DIMENSIONS SCMAH FLANGE BEARINGS PAGE B2-48
--	--	---	---

SELECTION/DIMENSIONS

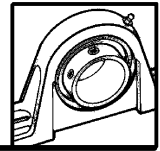


Setscrew Ball Bearings

SCAH NORMAL DUTY AIR HANDLING 2-BOLT FLANGE BEARINGS

Series	Shaft Size	Weight lbs. kgs	A	B	C	D	F Bolt Dia	H	J	L	M	N
203	1/2	0.8	1	3-7/8	1-3/16	3	3/8	3/8	11/32	31/32	2-1/8	1-1/8
	5/8	0.7	25.4	98.4	30.2	76.2	M10	9.5	8.7	24.6	54.0	28.6
	17mm	0.3										
204	1/2	1.6	1-5/32	4-13/32	1-3/8	3-17/32	3/8	1/2	25/64	1-1/8	2-3/8	1-1/2
	5/8	1.5										
	3/4	1.4	29.4	111.9	34.9	89.7	M10	12.7	9.9	28.6	60.3	38.1
	20mm	0.5										
205	7/8	1.6	1-3/16	4-7/8	1-11/32	3-57/64	7/16	1/2	25/64	1-5/16	2-3/4	1-7/16
	15/16	1.5										
	1	1.4	30.2	123.8	34.1	98.8	M10	12.7	9.9	33.3	69.9	36.5
206	25mm	0.6										
	1-1/16	2.3	1-25/64	5-9/16	1-17/32	4-19/32	7/16	1/2	15/32	1-37/64	3-1/8	1-9/16
	1-1/8	2.2										
	1-3/16	2.1	35.3	141.3	38.9	116.7	M12	12.7	11.9	40.1	79.4	39.7
207	1-1/4	3.5	1-17/32	6-1/8	1-3/4	5-1/8	1/2	9/16	17/32	1-27/32	3-3/4	1-27/32
	1-5/16	3.4										
	1-3/8	3.2										
	1-7/16	3.1	38.9	155.6	44.5	130.2	M12	14.3	13.5	46.8	95.3	46.8
208	35mm	1.5										
	1-1/2	4.1	1-11/16	6-3/4	1-7/8	5-21/32	1/2	9/16	17/32	2-3/64	4-1/8	1-53/64
	1-5/8	4.0	42.9	171.5	47.6	143.7	M12	14.3	13.5	52.0	104.8	46.4
209	40mm	1.8										
	1-5/8	5.2	1-23/32	7-1/16	1-15/16	5-27/32	1/2	5/8	17/32	2-7/32	4-3/8	1-29/32
	1-11/16	5.0										
	1-3/4	4.9	43.7	179.4	49.2	148.4	M14	15.9	13.5	56.4	111.1	48.4
210	45mm	2.2										
	1-15/16	5.4	1-3/4	7-7/16	2	6-3/16	1/2	5/8	17/32	2-7/16	4-9/16	2-1/32
	2	5.2	44.5	188.9	50.8	157.2	M16	15.9	13.5	61.9	115.9	51.6
211	50mm	2.5										
	2	6.7	1-27/32	8-5/8	2-5/32	7-1/4	5/8	11/16	9/16	2-23/32	5-1/4	2-17/64
	2-3/16	6.5										
	2-1/4	6.3	46.8	219.1	54.8	184.2	M16	17.5	14.3	69.1	133.4	57.5
212	55mm	3.0										
	2-1/4	7.4	1-63/64	9-13/16	2-9/32	7-61/64	7/8	13/16	9/16	2-31/32	5-1/2	2-15/32
	2-7/16	7.0	50.4	249.2	57.9	202.0	M22	20.6	14.3	75.4	139.7	62.7
60mm	3.4											

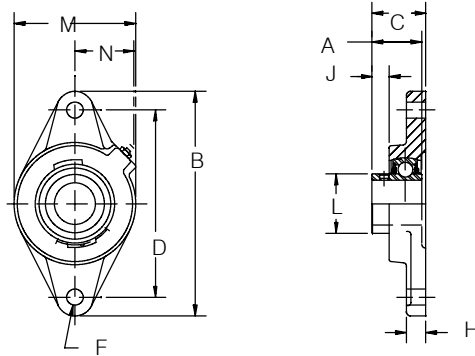
DIMENSIONS SCAH PILLOW BLOCKS PAGE B2-10 & B2-12	DIMENSIONS SCAH FLANGE BEARINGS PAGE B2-42	DIMENSIONS SCMAH PILLOW BLOCKS PAGE B2-30	DIMENSIONS SCMAH FLANGE BEARINGS PAGE B2-48
--	--	---	---



SELECTION/DIMENSIONS

Setscrew Ball Bearings

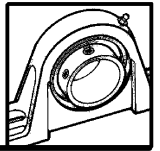
SCEZ & SCNP NORMAL DUTY COATED 2-BOLT FLANGE BEARINGS



Series	Shaft Size	Nickel Coated				Nylon Coated			
		Part Number	with Flingers Description	Part Number	with Corr. Resistant Ins. Description	Part Number	with Flingers Description	Part Number	with Corr. Resistant Ins. Description
203	1/2	124266	F2B-SCNP-008	@	F2B-SCNP-008-CR	@	F2B-SCEZ-008-NY	@	F2B-SCEZ-008-NYCR
	5/8	124119	F2B-SCNP-010	057532	F2B-SCNP-010-CR	@	F2B-SCEZ-010-NY	@	F2B-SCEZ-010-NYCR
	17mm	@	F2B-SCNP-17M	@	F2B-SCNP-17M-CR	@	F2B-SCEZ-NY-17M	@	F2B-SCEZ-NY-17MCR
204	1/2	@	F2B-SCNP-008L	058324	F2B-SCNP-010L-CR	@	F2B-SCEZ-008L-NY	@	F2B-SCEZ-008L-NYCR
	5/8	124200	F2B-SCNP-010L	125126	F2B-SCNP-012-CR	@	F2B-SCEZ-010L-NY	@	F2B-SCEZ-010L-NYCR
	3/4	124180	F2B-SCNP-012	052557	F2B-SCNP-20M-CR	125585	F2B-SCEZ-012-NY	125571	F2B-SCEZ-012-NYCR
	20mm	124418	F2B-SCNP-20M	@	F2B-SCNP-20M-CR	050083	F2B-SCEZ-20M-NY	052114	F2B-SCEZ-20M-NYCR
205	7/8	124531	F2B-SCNP-014	@	F2B-SCNP-014-CR	@	F2B-SCEZ-014-NY	@	F2B-SCEZ-014-NYCR
	15/16	124187	F2B-SCNP-015	@	F2B-SCNP-015-CR	@	F2B-SCEZ-015-NY	@	F2B-SCEZ-015-NYCR
	1	124181	F2B-SCNP-100	125761	F2B-SCNP-100-CR	125586	F2B-SCEZ-100-NY	125572	F2B-SCEZ-100-NYCR
	25mm	@	F2B-SCNP-25M	@	F2B-SCNP-25M-CR	@	F2B-SCEZ-25M-NY	@	F2B-SCEZ-25M-NYCR
206	1-1/16	@	F2B-SCNP-101	@	F2B-SCNP-101-CR	@	F2B-SCEZ-101-NY	@	F2B-SCEZ-101-NYCR
	1-1/8	124272	F2B-SCNP-102	@	F2B-SCNP-102-CR	050103	F2B-SCEZ-102-NY	@	F2B-SCEZ-102-NYCR
	1-3/16	124182	F2B-SCNP-103	@	F2B-SCNP-103-CR	125587	F2B-SCEZ-103-NY	125492	F2B-SCEZ-103-NYCR
	1-1/4	124188	F2B-SCNP-104S	@	F2B-SCNP-104S-CR	125588	F2B-SCEZ-104S-NY	125493	F2B-SCEZ-104S-NYCR
	30mm	125758	F2B-SCNP-30M	@	F2B-SCNP-30M-CR	050084	F2B-SCEZ-30M-NY	053119	F2B-SCEZ-30M-NYCR
207	1-1/4	124183	F2B-SCNP-104	125127	F2B-SCNP-104-CR	125589	F2B-SCEZ-104-NY	125494	F2B-SCEZ-104-NYCR
	1-5/16	@	F2B-SCNP-105	@	F2B-SCNP-105-CR	@	F2B-SCEZ-105-NY	@	F2B-SC-EZ-105-NYCR
	1-3/8	124189	F2B-SCNP-106	@	F2B-SCNP-106-CR	050104	F2B-SCEZ-106-NY	@	F2B-SCEZ-106-NYCR
	1-7/16	124184	F2B-SCNP-107	@	F2B-SCNP-107-CR	125590	F2B-SCEZ-107-NY	125495	F2B-SCEZ-107-NYCR
35mm	@	F2B-SCNP-35M	@	F2B-SCNP-35M-CR	@	F2B-SCEZ-35M-NY	053120	F2B-SCEZ-35M-NYCR	
208	1-1/2	124185	F2B-SCNP-108	125128	F2B-SCNP-108-CR	125591	F2B-SCEZ-108-NY	125496	F2B-SCEZ-108-NYCR
	1-5/8	052518	F2B-SCNP-110	@	F2B-SCNP-110-CR	@	F2B-SCEZ-110-NY	@	F2B-SCEZ-110-NYCR
	40mm	@	F2B-SCNP-40M	@	F2B-SCNP-40M-CR	@	F2B-SCEZ-40M-NY	@	F2B-SCEZ-40M-NYCR
209	1-5/8	@	F2B-SCNP-110L	@	F2B-SCNP-110L-CR	@	F2B-SCEZ-110L-NY	@	F2B-SCEZ-110L-NYCR
	1-11/16	058067	F2B-SCNP-111	@	F2B-SCNP-111-CR	@	F2B-SCEZ-111-NY	@	F2B-SCEZ-111-NYCR
	1-3/4	@	F2B-SCNP-112	@	F2B-SCNP-112-CR	@	F2B-SCEZ-112-NY	@	F2B-SCEZ-112-NYCR
	45mm	@	F2B-SCNP-45M	@	F2B-SCNP-45M-CR	@	F2B-SCEZ-45M-NY	@	F2B-SCEZ-45M-NYCR
210	1-15/16	124186	F2B-SCNP-115	@	F2B-SCNP-115-CR	125592	F2B-SCEZ-115-NY	@	F2B-SCEZ-115-NYCR
	2	124190	F2B-SCNP-200	@	F2B-SCNP-200-CR	@	F2B-SCEZ-200-NY	125497	F2B-SCEZ-200-NYCR
	50mm	@	F2B-SCNP-50M	@	F2B-SCNP-50M-CR	@	F2B-SCEZ-50M-NY	057845	F2B-SCEZ-50M-NYCR
211	2	@	F2B-SCMNP-200	@	F2B-SCMNP-200-CR	@	F2B-SCMEZ-200-NY	057662	F2B-SCEZ-50M-NYCR
	2-3/16	@	F2B-SCNP-203	@	F2B-SCNP-203-CR	@	F2B-SCEZ-203-NY	@	F2B-SCEZ-203-NYCR
	2-1/4	@	F2B-SCNP-204	@	F2B-SCNP-204-CR	@	F2B-SCEZ-204-NY	@	F2B-SCEZ-204-NYCR
	55mm	@	F2B-SCNP-55M	@	F2B-SCNP-55M-CR	@	F2B-SCEZ-55M-NY	@	F2B-SCEZ-55M-NYCR
212	2-1/4	@	F2B-SCMNP-204	@	F2B-SCMNP-204-CR	@	F2B-SCMEZ-204-NY	@	F2B-SCMEZ-204-NYCR
	2-7/16	@	F2B-SCNP-207	@	F2B-SCNP-207-CR	@	F2B-SCEZ-207-NY	@	F2B-SCEZ-207-NYCR
	60mm	@	F2B-SCNP-60M	@	F2B-SCNP-60M-CR	@	F2B-SCEZ-60M-NY	@	F2B-SCEZ-60M-NYCR

DIMENSIONS SCAH PILLOW BLOCKS PAGE B2-10 & B2-12	DIMENSIONS SCAH FLANGE BEARINGS PAGE B2-42	DIMENSIONS SCMAH PILLOW BLOCKS PAGE B2-30	DIMENSIONS SCMAH FLANGE BEARINGS PAGE B2-48
--	--	---	---

SELECTION/DIMENSIONS



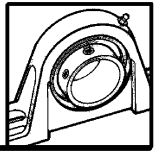
Setscrew Ball Bearings

SCEZ & SCNP NORMAL DUTY COATED 2-BOLT FLANGE BEARINGS

Series	Shaft Size	Weight lbs kg	A	B	C	D	F Bolt Dia.	H	J	L	M	N
203	1/2	0.8	1	3-7/8	1-3/16	3	3/8	3/8	11/32	31/32	2-1/8	1-1/8
	5/8	0.7										
	17mm	0.3	25.4	98.4	30.2	76.2	M10	9.5	8.7	24.6	54.0	28.6
204	1/2	1.6	1-5/32	4-13/32	1-3/8	3-17/32	3/8	1/2	25/64	1-1/8	2-3/8	1-1/2
	5/8	1.5										
	3/4	1.4										
	20mm	0.5	29.4	111.9	34.9	89.7	M10	12.7	9.9	28.6	60.3	38.1
205	7/8	1.6										
	15/16	1.5										
	1	1.4										
	25mm	0.6	30.2	123.8	34.1	98.8	M10	12.7	9.9	33.3	69.9	36.5
206	1-1/16	2.3	1-25/64	5-9/16	1-17/32	4-19/32	7/16	1/2	15/32	1-37/64	3-1/8	1-9/16
	1-1/8	2.2										
	1-3/16	2.1										
	1-1/4	2.0										
	30mm	1.0	35.3	141.3	38.9	116.7	M12	12.7	11.9	40.1	79.4	39.7
207	1-1/4	3.5	1-17/32	6-1/8	1-3/4	5-1/8	1/2	9/16	17/32	1-27/32	3-3/4	1-27/32
	1-5/16	3.4										
	1-3/8	3.2										
	1-7/16	3.1										
	35mm	1.5	38.9	155.6	44.5	130.2	M12	14.3	13.5	46.8	95.3	46.8
208	1-1/2	4.1	1-11/16	6-3/4	1-7/8	5-21/32	1/2	9/16	17/32	2-3/64	4-1/8	1-53/64
	1-5/8	4.0										
	40mm	1.8	42.9	171.5	47.6	143.7	M12	14.3	13.5	52.0	104.8	46.4
209	1-5/8	5.2	1-23/32	7-1/16	1-15/16	5-27/32	1/2	5/8	17/32	2-7/32	4-3/8	1-29/32
	1-11/16	5.0										
	1-3/4	4.9										
	45mm	2.2	43.7	179.4	49.2	148.4	M14	15.9	13.5	56.4	111.1	48.4
210	1-15/16	5.4	1-3/4	7-7/16	2	6-3/16	1/2	5/8	17/32	2-7/16	4-9/16	2-1/32
	2	5.2										
	50mm	2.5	44.5	188.9	50.8	157.2	M16	15.9	13.5	61.9	115.9	51.6
211	2	6.7	1-27/32	8-5/8	2-5/32	7-1/4	5/8	11/16	9/16	2-23/32	5-1/4	2-17/64
	2-3/16	6.5										
	2-1/4	6.3										
	55mm	3.0	46.8	219.1	54.8	184.2	M16	17.5	14.3	69.1	133.4	57.5
212	2-1/4	7.4	1-63/64	9-13/16	2-9/32	7-61/64	7/8	13/16	9/16	2-31/32	5-1/2	2-15/32
	2-7/16	7.0										
	60mm	3.4	50.4	249.2	57.9	202.0	M22	20.6	14.3	75.4	139.7	62.7

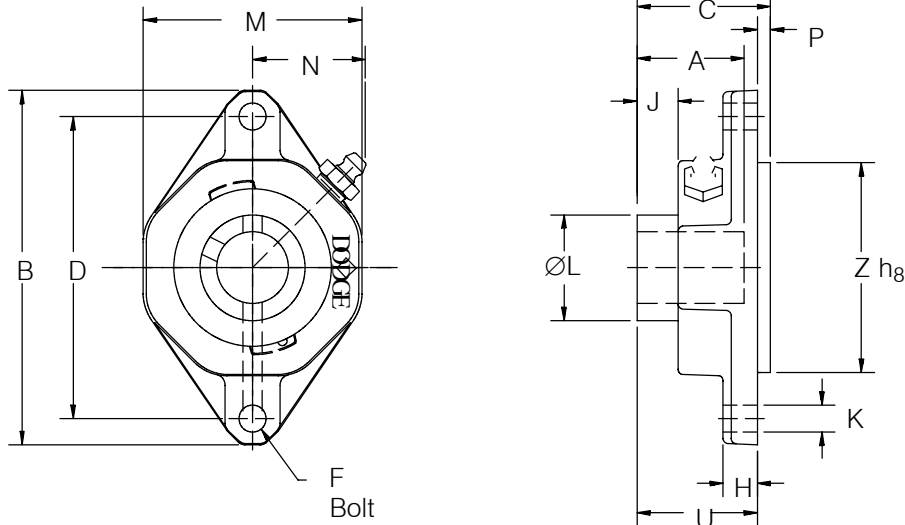
DIMENSIONS SC INSERTS PAGE B2-108	MODIFICATIONS PAGE B2-119	RELATED PRODUCTS PAGE B2-43	
---	------------------------------	--------------------------------	--

SELECTION/DIMENSIONS



Setscrew Ball Bearings

SC NORMAL DUTY 2-BOLT PILOTED FLANGE BEARINGS

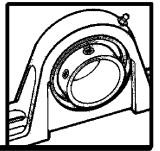


Series	Shaft Size	Part Number	Description
204	1/2	@	F2BZ-SC-008
	5/8	@	F2BZ-SC-010
	3/4	@	F2BZ-SC-012
	20mm	130367	F2BZ-SC-20M
205	7/8	@	F2BZ-SC-014
	15/16	@	F2BZ-SC-015
	1	@	F2BZ-SC-100
	25mm	130368	F2BZ-SC-25M
206	1-1/8	@	F2BZ-SC-102
	1-3/16	@	F2BZ-SC-103
	1-1/4	@	F2BZ-SC-104S
	30mm	130369	F2BZ-SC-30M
207	1-1/4	@	F2BZ-SC-104
	1-3/8	@	F2BZ-SC-106
	1-7/16	@	F2BZ-SC-107
	35mm	130370	F2BZ-SC-35M
208	1-1/2	@	F2BZ-SC-108
	1-5/8	@	F2BZ-SC-110
	40mm	130371	F2BZ-SC-40M
209	1-5/8	@	F2BZ-SC-110L
	1-11/16	@	F2BZ-SC-111
	1-3/4	@	F2BZ-SC-112
	45mm	130372	F2BZ-SC-45M
210	1-15/16	@	F2BZ-SC-115
	2	@	F2BZ-SC-200
	50mm	130373	F2BZ-SC-50M

@ Assembled to order

FEATURES/BENEFITS PAGE B1-1	HOW TO ORDER/ NOMENCLATURE PAGE B1-4	SELECTION PAGE B1-5	INTERCHANGE PAGE B1-38
--------------------------------	--	------------------------	---------------------------

SELECTION/DIMENSIONS



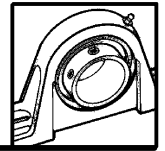
Setscrew Ball Bearings

SC NORMAL DUTY 2-BOLT PILOTED FLANGE BEARINGS

Series	Shaft Size	Weight lbs kg	A	B	C	D	F Bolt Dia	H
204	1/2	1.2	1-5/32	4-27/64	1-31/64	3-17/32	3/8	13/32
	5/8	1.2						
	3/4	1.1	29.4	112.3	37.7	89.7	M10	10.3
	20mm	0.3						
205	7/8	1.4	1-3/16	4-7/8	1-1/2	3-57/64	7/16	15/32
	15/16	1.4						
	1	1.4	30.2	123.8	38.1	98.8	M10	11.9
	25mm	0.6						
206	1-1/8	1.8	1-25/64	5-9/16	1-5/8	4-19/32	7/16	17/32
	1-3/16	1.8						
	1-1/4	1.8	35.3	141.3	41.3	116.7	M10	13.5
	30mm	0.8						
207	1-1/4	2.7	1-17/32	6-1/8	1-7/8	5-1/8	1/2	35/64
	1-3/8	2.6						
	1-7/16	2.6	38.9	155.6	47.6	130.2	M12	13.9
	35mm	1.2						
208	1-1/2	3.9	1-11/16	6-3/4	2-3/64	5-21/32	1/2	17/32
	1-5/8	3.8						
	40mm	1.7	42.9	171.5	52.0	143.7	M12	13.5
209	1-5/8	4.2	1-23/32	7-1/16	2-5/64	5-27/32	9/16	9/16
	1-11/16	4.1						
	1-3/4	4.1	43.7	179.4	52.8	148.4	M12	14.3
	45mm	2.5						
210	1-15/16	3.6	1-3/4	7-7/16	3-1/16	6-3/16	9/16	35/64
	2	4.4						
	50mm	2.6	44.5	188.9	77.8	157.2	M16	13.9

Series	Shaft Size	J	K	L	M	N	P	U	Z _{H8}
204	1/2	21/64	27/64	1-1/8	2-3/8	1-3/8	0.1378	1.3466	2.1654
	5/8								
	3/4	8.3	10.7	28.6	60.3	34.9	3.5	34.2	55.0
	20mm								
205	7/8	23/64	29/64	1-21/64	2-3/4	1-9/16	0.1378	1.3622	2.3622
	15/16								
	1	9.1	11.5	33.7	69.9	39.7	3.5	34.6	60.0
	25mm								
206	1-1/8	25/64	33/64	1-37/64	3-1/4	1-3/4	0.1181	1.5069	3.1496
	1-3/16								
	1-1/4	9.9	13.1	40.1	82.6	44.5	3.0	38.3	80.0
	30mm								
207	1-1/4	17/32	33/64	1-27/32	3-3/4	1-57/64	0.1575	1.7175	3.5433
	1-3/8								
	1-7/16	13.5	13.1	46.8	95.3	48.0	4.0	43.6	90.0
	35mm								
208	1-1/2	1/2	33/64	2-3/64	4-1/8	1-7/8	0.1575	1.8894	3.9370
	1-5/8								
	40mm	12.7	13.1	52.0	104.8	47.6	4.0	48.0	100.0
209	1-5/8	17/32	33/64	2-7/32	4-3/8	1-31/32	0.1575	1.9206	4.1339
	1-11/16								
	1-3/4	13.5	13.1	56.4	111.1	50.0	4.0	48.8	105.0
	45mm								
210	1-15/16	1/2	43/64	2-7/16	4-9/16	2-1/32	0.1575	2.9050	4.1339
	2								
	50mm	12.7	17.1	61.9	115.9	51.6	4.0	73.8	105.0

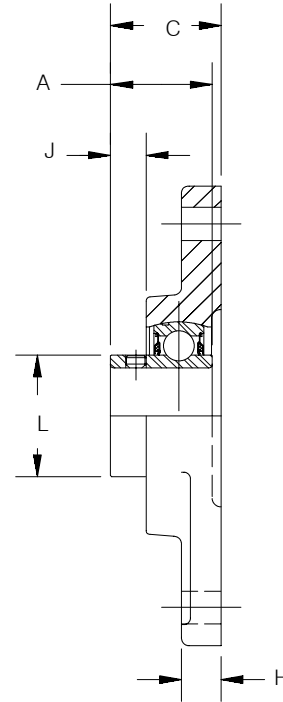
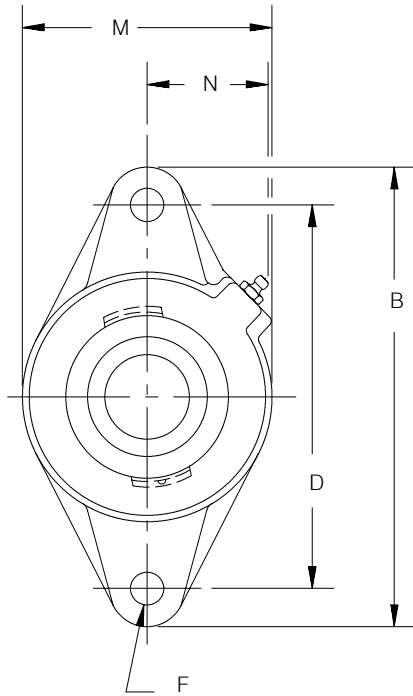
FEATURES/BENEFITS PAGE B1-1	HOW TO ORDER/ NOMENCLATURE PAGE B1-4	SELECTION PAGE B1-5	INTERCHANGE PAGE B1-38
--------------------------------	--	------------------------	---------------------------



SELECTION/DIMENSIONS

Setscrew Ball Bearings

SCM MEDIUM DUTY 2-BOLT FLANGE BEARINGS

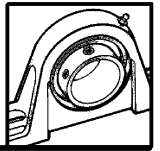


Series	Shaft Size	Part Number	Standard Description	Part Number	Sealed for Life Description	Part Number	With Flingers Description
206	1 25mm	126284 125954	F2B-SCM-100 F2B-SCM-25M	@ @	F2B-SCM-100-NL F2B-SCM-25M-NL	@ @	F2B-SCM-100-FF F2B-SCM-25M-FF
207	1-3/16 1-1/4 30mm	126285 124276 125955	F2B-SCM-103 F2B-SC-104 F2B-SCM-30M	@ 126518 @	F2B-SCM-103-NL F2B-SC-104-NL F2B-SCM-30M-NL	@ 052664 @	F2B-SCM-103-FF F2B-SC-104-FF F2B-SCM-30M-FF
208	1-7/16 35mm	126287 125956	F2B-SCM-107 F2B-SCM-35M	@ @	F2B-SCM-107-NL F2B-SCM-35M-NL	@ @	F2B-SCM-107-FF F2B-SCM-35M-FF
209	1-1/2 1-5/8 40mm	126288 125171 125957	F2B-SCM-108 F2B-SC-110L F2B-SCM-40M	126536 @ @	F2B-SCM-108-NL F2B-SC-110L-NL F2B-SCM-40M-NL	@ @ @	F2B-SCM-108-FF F2B-SC-110L-FF F2B-SCM-40M-FF
210	1-11/16 1-3/4 45mm	126289 126290 125958	F2B-SCM-111 F2B-SCM-112 F2B-SCM-45M	@ @ @	F2B-SCM-111-NL F2B-SCM-112-NL F2B-SCM-45M-NL	@ @ @	F2B-SCM-111-FF F2B-SCM-112-FF F2B-SCM-45M-FF
211	1-15/16 2 50mm	126292 126293 125960	F2B-SCM-115 F2B-SCM-200 F2B-SCM-50M	@ @ @	F2B-SCM-115-NL F2B-SCM-200-NL F2B-SCM-50M-NL	@ @ @	F2B-SCM-115-FF F2B-SCM-200-FF F2B-SCM-50M-FF
212	2-3/16 2-1/4 55mm	@ @ @	F2B-SCM-203 F2B-SCM-204 F2B-SCM-55M	@ @ @	F2B-SCM-203-NL F2B-SCM-204-NL F2B-SCM-55M-NL	@ @ @	F2B-SCM-203-FF F2B-SCM-204-FF F2B-SCM-55Mv

@ Assembled to order

FEATURE/BENEFITS SETScrew BALL BEARINGS PAGE B2-2	HOW TO ORDER/ NOMENCLATURE PAGE B2-4	SELECTION PAGE B2-5	
---	--	------------------------	--

SELECTION/DIMENSIONS



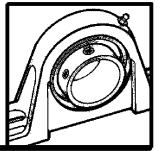
Setscrew Ball Bearings

SCM MEDIUM DUTY 2-BOLT FLANGE BEARINGS

Series	Shaft Size	Weight lbs.	A	B	C	D	F Bolt Dia.	H	J	L	M	N
206	1 25mm	2.4 1.0	1-25/64 35.3	5-9/16 141.3	1-17/32 38.9	4-19/32 116.7	7/16 M12	1/2 12.7	15/32 11.9	1-37/64 40.1	3-1/8 79.4	1-9/16 39.7
207	1-3/16 1-1/4 30mm	3.6 3.5 1.6	1-17/32 38.9	6-1/8 155.6	1-3/4 44.5	5-1/8 130.2	1/2 M12	9/16 14.3	17/32 13.5	1-27/32 46.8	3-3/4 95.3	1-27/32 46.8
208	1-7/16 35mm	4.1 1.9	1-11/16 42.9	6-3/4 171.5	1-7/8 47.6	5-21/32 143.7	1/2 M12	9/16 14.3	17/32 13.5	2-3/64 52.0	4-1/8 104.8	1-53/64 46.4
209	1-1/2 1-5/8 40mm	5.3 5.2 2.3	1-23/32 43.7	7-1/16 179.4	1-15/16 49.2	5-27/32 148.4	1/2 M14	5/8 15.9	17/32 13.5	2-7/32 56.4	4-3/8 111.1	1-29/32 48.4
210	1-11/16 1-3/4 45mm	5.8 5.6 2.6	1-27/32 44.5	8-5/8 188.9	2-5/32 50.8	7-1/4 157.2	5/8 M16	11/16 15.9	9/16 13.5	2-23/32 61.9	5-1/4 115.9	2-17/64 51.6
211	1-15/16 2 50mm	6.7 6.5 2.9	1-27/32 46.8	8-5/8 219.1	2-5/32 54.8	7-1/4 184.2	5/8 M16	11/16 17.5	9/16 14.3	2-23/32 69.1	5-1/4 133.4	2-17/64 57.5
212	2-3/16 2-1/4 55mm	7.4 7.2 3.2	1-63/64 50.4	9-13/16 249.2	2-9/32 57.9	7-61/64 202.0	7/8 M22	13/16 20.6	9/16 14.3	2-31/32 75.4	5-1/2 139.7	2-15/32 62.7

MODIFICATIONS
PAGE B2-119

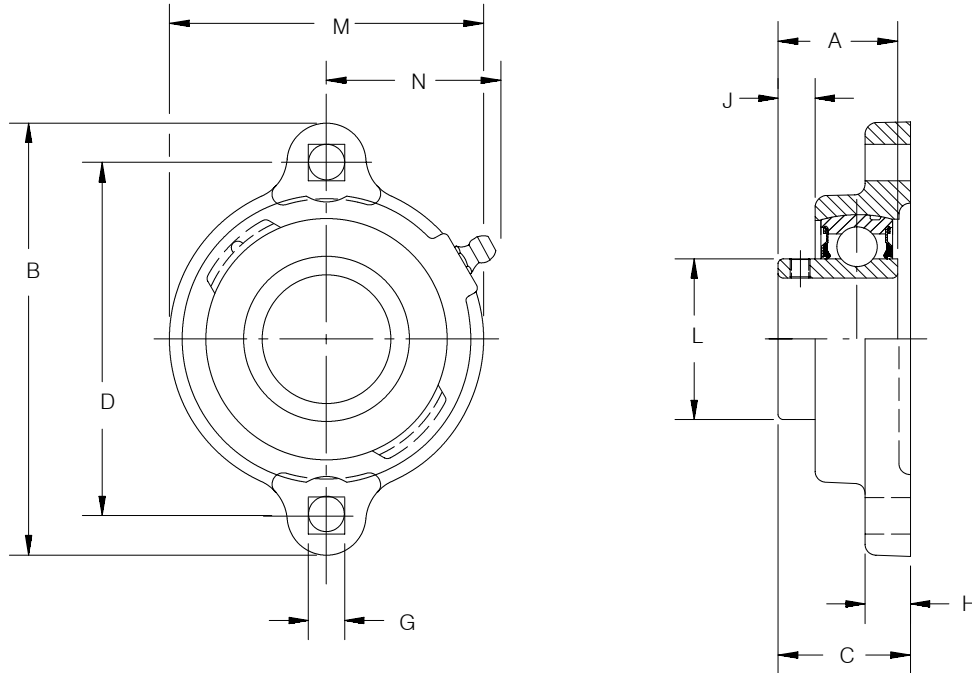
RELATED PRODUCTS
PAGE B2-43



SELECTION/DIMENSIONS

Setscrew Ball Bearings

SC LFT NORMAL DUTY 2-BOLT FLANGE BEARINGS

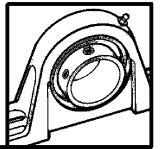


Series	Shaft Size	Relube		No Lube	
		Part Number	Description	Part Number	Description
203	1/2	124640	LFT-SC-008	124660	LFT-SC-008-NL
	5/8	124641	LFT-SC-010	124661	LFT-SC-010-NL
	17mm	130362	LFT-SC-17M	@	LFT-SC-17M-NL
204	3/4	124642	LFT-SC-012	124662	LFT-SC-012-NL
	20mm	130363	LFT-SC-20M	@	LFT-SC-20M-NL
205	7/8	124643	LFT-SC-014	124663	LFT-SC-014-NL
	15/16	124644	LFT-SC-015	124664	LFT-SC-015-NL
	1	124645	LFT-SC-100	124665	LFT-SC-100-NL
	25mm	130364	LFT-SC-25M	@	LFT-SC-25M-NL
206	1-1/16	124646	LFT-SC-101	124666	LFT-SC-101-NL
	1-1/8	124647	LFT-SC-102	124667	LFT-SC-102-NL
	1-3/16	124648	LFT-SC-103	124668	LFT-SC-103-NL
	1-1/4	124649	LFT-SC-104S	124669	LFT-SC-104S-NL
	30mm	130365	LFT-SC-30M	@	LFT-SC-30M-NL
207	1-1/4	124650	LFT-SC-104	124670	LFT-SC-104-NL
	1-5/16	124651	LFT-SC-105	124671	LFT-SC-105-NL
	1-3/8	124652	LFT-SC-106	124672	LFT-SC-106-NL
	1-7/16	124653	LFT-SC-107	124673	LFT-SC-107-NL
	35mm	130366	LFT-SC-35M	@	LFT-SC-35M-NL

* No lube fitting required in the SCLFT NoLube
 @ Assembled to order.

FEATURE/BENEFITS SETScrew BALL BEARINGS PAGE B2-2	HOW TO ORDER/ NOMENCLATURE PAGE B2-4	SELECTION PAGE B2-5	DIMENSIONS SC INSERTS PAGE B2-108
---	--	------------------------	---

SELECTION/DIMENSIONS



Setscrew Ball Bearings

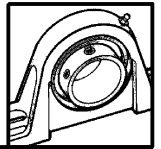
SC LFT NORMAL DUTY 2-BOLT FLANGE BEARINGS

Series	Shaft Size	Weight lbs kgs	A	B	C	D	G	H	J	L	M	N*
203	1/2	0.60	1	3-3/16	1-1/16	2-1/2	19/64	3/8	11/32	31/32	2-1/8	1-15/64
	5/8	0.55	25.4	81.0	27.0	63.5	7.5	9.5	8.7	24.6	54.0	31.4
	17mm	0.27										
204	3/4	0.80	1-5/32	3-9/16	1-7/32	2-13/16	11/32	27/64	3/8	1-1/8	2-3/8	1-11/32
	20mm	0.36	29.4	90.5	31.0	71.4	8.7	10.7	9.5	28.6	60.3	34.1
205	7/8	0.95	1-3/16	3-3/4	1-1/4	3	11/32	27/64	13/32	1-5/16	2-5/8	1-7/16
	15/16	0.90										
	1	0.85	30.2	95.3	31.8	76.2	8.7	10.7	10.3	33.3	66.7	36.5
	25mm	0.43										
206	1-1/16	1.50	1-25/64	4-7/16	1-15/32	3-9/16	13/32	15/32	17/32	1-37/64	3-1/4	1-23/32
	1-1/8	1.45										
	1-3/16	1.40	35.3	112.7	37.3	90.5	10.3	11.9	13.5	40.1	82.6	43.7
	1-1/4	1.35										
	30mm	0.67										
207	1-1/4	1.85	1-17/32	4-13/16	1-19/32	3-15/16	13/32	1/2	17/32	1-27/32	3-1/2	1-53/64
	1-5/16	1.80										
	1-3/8	1.75	38.9	122.2	40.5	100.0	10.3	12.7	13.5	46.8	88.9	46.4
	1-7/16	1.70										
	35mm	0.81										

* No lube fitting required in the SCLFT NoLube

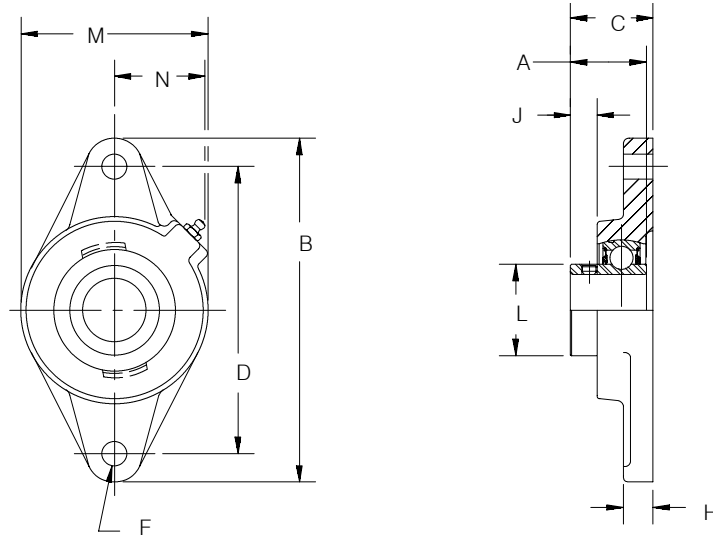
FEATURE/BENEFITS SETSCREW BALL BEARINGS PAGE B2-2	HOW TO ORDER/ NOMENCLATURE PAGE B2-4	SELECTION PAGE B2-5	DIMENSIONS SC INSERTS PAGE B2-108
---	--	------------------------	---

SELECTION/DIMENSIONS



Setscrew Ball Bearings

VSC INTERMEDIATE DUTY 2-BOLT FLANGE BEARINGS

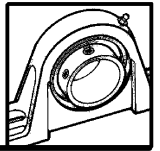


Series	Shaft Size	Relube		No-Lube/Sealed for Life (-NL)	
		Part Number	Description	Part Number	Description
203	1/2 5/8	125516	F2B-VSC-008	@	F2B-VSC-008-NL
		125517	F2B-VSC-010	@	F2B-VSC-010-NL
204	3/4	123610	F2B-VSC-012	057854	F2B-VSC-012-NL
205	7/8 15/16 1	125518	F2B-VSC-014	@	F2B-VSC-014-NL
		125519	F2B-VSC-015	@	F2B-VSC-015-NL
		123611	F2B-VSC-100	050778	F2B-VSC-100-NL
206	1-1/8 1-3/16 1-1/4	125520	F2B-VSC-102	@	F2B-VSC-102-NL
		123612	F2B-VSC-103	050840	F2B-VSC-103-NL
		123618	F2B-VSC-104S	051888	F2B-VSC-104S-NL
207	1-1/4 1-3/8 1-7/16	123613	F2B-VSC-104	@	F2B-VSC-104-NL
		125521	F2B-VSC-106	@	F2B-VSC-106-NL
		123614	F2B-VSC-107	051699	F2B-VSC-107-NL
208	1-1/2	123615	F2B-VSC-108	@	F2B-VSC-108-NL
209	1-11/16 1-3/4	125522	F2B-VSC-111	050842	F2B-VSC-111-NL
		125523	F2B-VSC-112	@	F2B-VSC-112-NL
210	1-15/16 2	123616	F2B-VSC-115	@	F2B-VSC-115-NL
		123617	F2B-VSC-200	@	F2B-VSC-200-NL
211	2 2-3/16	123694	F2B-VSC-200L	@	F2B-VSC-200L-NL
		123619	F2B-VSC-203	@	F2B-VSC-203-NL

@Assemble to order

FEATURE/BENEFITS SETScrew BALL BEARINGS PAGE B2-2	HOW TO ORDER/ NOMENCLATURE PAGE B2-4	SELECTION PAGE B2-5	DIMENSIONS VSC INSERTS PAGE B2-116
---	--	------------------------	--

SELECTION/DIMENSIONS

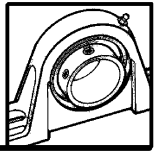


Setscrew Ball Bearings

VSC INTERMEDIATE DUTY 2-BOLT FLANGE BEARINGS

Series	Shaft Size	Weight lbs.	A	B	C	D	F Bolt Dia.	H	J	L	M	N
203	1/2 5/8	0.8 0.7	15/16	3-7/8	1-3/16	3	3/8	3/8	11/32	31/32	2-1/8	1-1/8
204	3/4	1.4	1-1/16	4-13/32	1-3/8	3-17/32	3/8	1/2	25/64	1-1/8	2-3/8	1-1/2
205	7/8 15/16 1	1.6 1.5 1.4	1-19/64	4-7/8	1-11/32	3-57/64	7/16	1/2	25/64	1-5/16	2-3/4	1-7/16
206	1-1/8 1-3/16 1-1/4	2.2 2.1 2.0	1-7/16	5-9/16	1-17/32	4-19/32	7/16	1/2	15/32	1-37/64	3-1/8	1-9/16
207	1-1/4 1-3/8 1-7/16	3.5 3.3 3.2	1-7/16	6-1/8	1-3/4	5-1/8	1/2	9/16	17/32	1-27/32	3-3/4	1-27/32
208	1-1/2	4.1	1-9/16	6-3/4	1-7/8	5-21/32	1/2	9/16	17/32	2-3/64	4-1/8	1-53/64
209	1-11/16 1-3/4	5.0 4.9	1-19/32	7-1/16	1-15/16	5-27/32	1/2	5/8	17/32	2-7/32	4-3/8	1-29/32
210	1-15/16 2	5.4 5.2	1-5/8	7-7/16	2	6-3/16	1/2	5/8	17/32	2-7/16	4-9/16	2-1/32
211	2 2-3/16	6.7 6.5	1-23/32	8-5/8	2-5/32	7-1/4	5/8	11/16	9/16	2-23/32	5-1/4	2-17/64

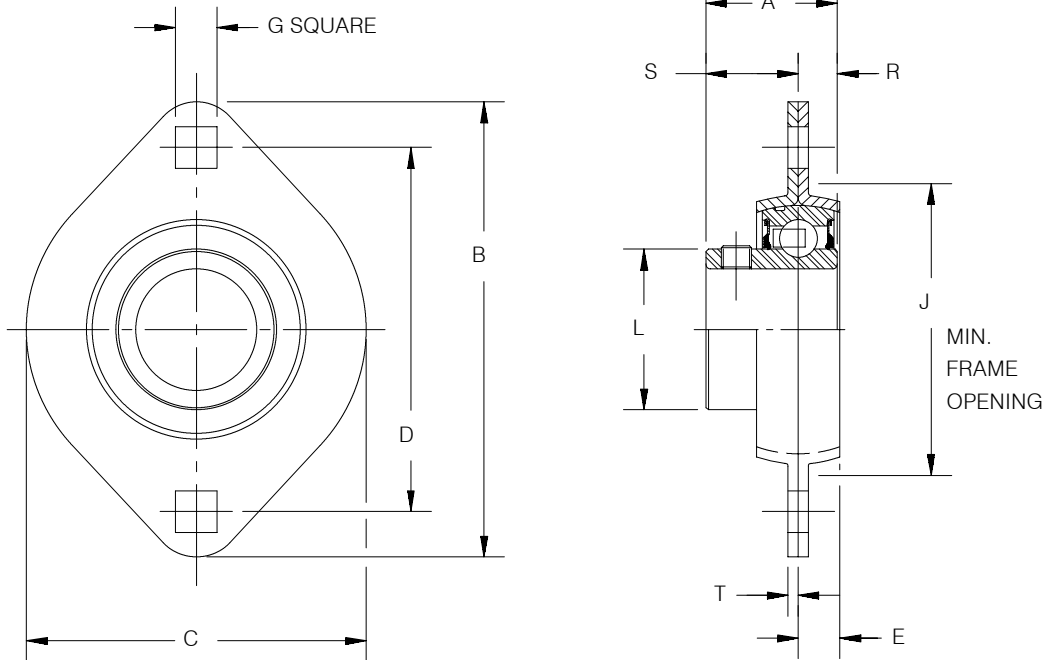
MODIFICATIONS PAGE B2-119	RELATED PRODUCTS PAGE B2-43		
------------------------------	--------------------------------	--	--



SELECTION/DIMENSIONS

Setscrew Ball Bearings

SL LIGHT DUTY 2-BOLT FLANGE BEARINGS



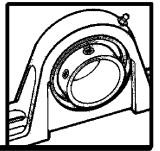
Series	Shaft Size	Part Number	Description	Weight lbs.	A	B	C	D	E
203	1/2	128151	F2B-SL-008	0.45	15/16	3-3/16	2-5/16	2-1/2	9/32
	5/8	128154	F2B-SL-010	0.42					
204	3/4	128092	F2B-SL-012	0.55	1-1/16	3-9/16	2-5/8	2-13/16	5/16
205	7/8	128174	F2B-SL-014	0.81	1-3/32	3-3/4	2-51/64	3	11/32
	15/16	128175	F2B-SL-015	0.77					
	1	128093	F2B-SL-100	0.65					
206	1-1/8	128176	F2B-SL-102	1.05	1-19/64	4-7/16	3-5/16	3-9/16	11/32
	1-3/16	128094	F2B-SL-103	1.02					
	1-1/4	128097	F2B-SL-104S	1.00					
207	1-1/4	128095	F2B-SL-104	1.53	1-7/16	4-15/16	3-11/16	3-15/16	7/16
	1-3/8	128177	F2B-SL-106	1.50					
	1-7/16	128096	F2B-SL-107	1.37					

Series	Shaft Size	G*	J	L	R	S	T	Housing Radial Load Rating (lbs)
203	1/2	9/32	1-15/16	31/32	19/64	41/64	0.075	600
	5/8							
204	3/4	11/32	2-3/16	1-1/8	21/64	47/64	0.083	700
205	7/8	11/32	2-3/8	1-5/16	21/64	49/64	0.083	800
	15/16							
	1							
206	1-1/8	13/32	2-13/16	1-37/64	25/64	29/32	0.104	1,100
	1-3/16							
	1-1/4							
207	1-1/4	13/32	3-3/16	1-27/32	13/32	1-1/32	0.104	1,400
	1-3/8							
	1-7/16							

* Mounting bolt holes will accept either carriage or machine bolts.

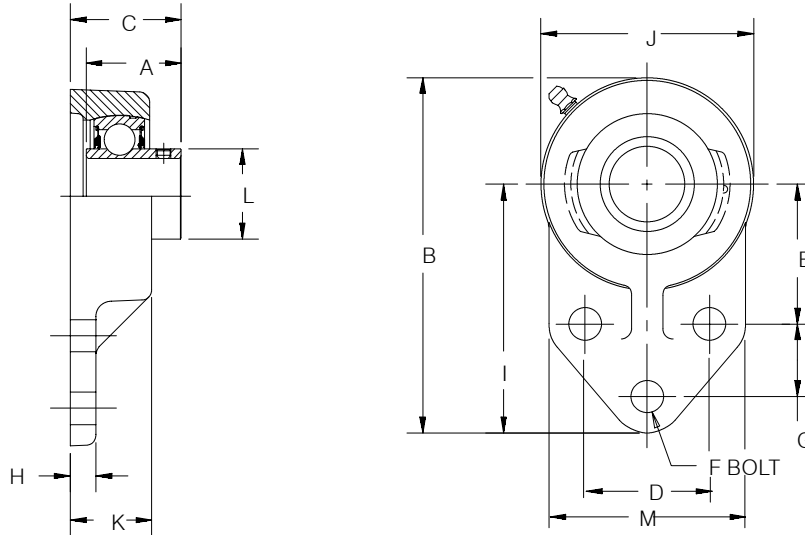
FEATURE/BENEFITS SETScrew BALL BEARINGS PAGE B2-2	HOW TO ORDER/ NOMENCLATURE PAGE B2-4	SELECTION PAGE B2-5	DIMENSIONS VSC INSERTS PAGE B2-116
---	--	------------------------	--

SELECTION/DIMENSIONS



Setscrew Ball Bearings

SC FB NORMAL DUTY 3-BOLT FLANGED BRACKET BEARINGS

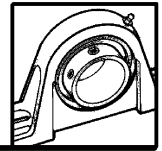


Series	Shaft Size	Part Number	Description	Weight lbs.	A	B	C	D	E
204	1/2	124435	FB-SC-008	1.51	1-5/32	4-1/4	1-11/32	1-1/2	1-11/16
	5/8	124436	FB-SC-010	1.48					
	3/4	124437	FB-SC-012	1.45					
205	7/8	124438	FB-SC-014	1.81	1-3/16	4-3/4	1-1/2	1-5/8	1-13/16
	15/16	124439	FB-SC-015	1.78					
	1	124440	FB-SC-100	1.75					
206	1-1/16	124441	FB-SC-101	2.12	1-25/64	5-3/8	1-5/8	1-7/8	2-1/16
	1-1/8	124442	FB-SC-102	2.08					
	1-3/16	124443	FB-SC-103	2.05					
	1-1/4	124444	FB-SC-104S	2.02					
207	1-1/4	124445	FB-SC-104	3.46	1-17/32	6-1/8	1-7/8	2	2-3/8
	1-5/16	124446	FB-SC-105	3.41					
	1-3/8	124447	FB-SC-106	3.36					
	1-7/16	124448	FB-SC-107	3.30					
210	1-15/16	052094	FB-SC-115	5.50	1-3/4	7-1/2	2-1/32	2-3/4	2-15/16
	2	@	FB-SC-200	5.40					

@ Assembled to order.

Series	Shaft Size	F Bolt Dia.	G	H	I	J	K	L	M
204	1/2	3/8	7/8	5/16	3	2-1/2	63/64	1-1/8	2-3/8
	5/8								
	3/4								
205	7/8	3/8	1-1/8	3/8	3-3/8	2-3/4	1-7/64	1-5/16	2-1/2
	15/16								
206	1-1/16	3/8	1-1/4	3/8	3-3/4	3-1/4	1-1/8	1-37/64	2-3/4
	1-1/8								
	1-3/16								
	1-1/4								
207	1-1/4	1/2	1-1/4	1/2	4-1/4	3-3/4	1-5/16	1-27/32	3-1/4
	1-5/16								
	1-3/8								
	1-7/16								
210	1-15/16	1/2	1-5/8	1/2	5-3/16	4-5/8	1-1/2	3-9/32	4
	2								

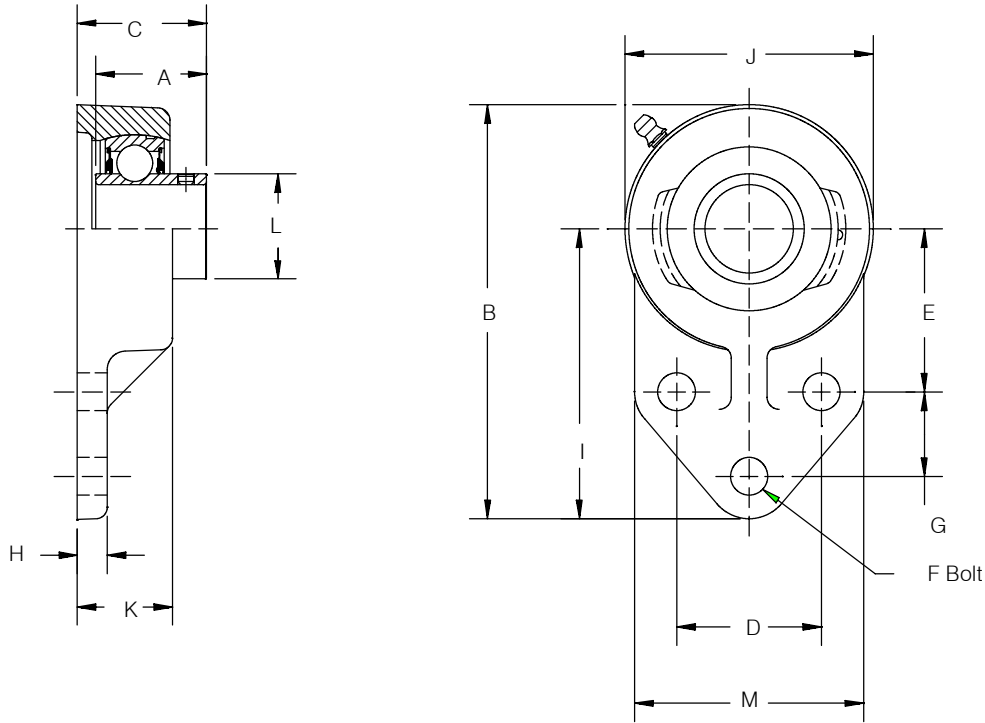
FEATURE/BENEFITS SETSCREW BALL BEARINGS PAGE B2-2	HOW TO ORDER/ NOMENCLATURE PAGE B2-4	SELECTION PAGE B2-5	DIMENSIONS SC INSERTS PAGE B2-108
---	--	------------------------	---



SELECTION/DIMENSIONS

Setscrew Ball Bearings

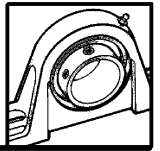
SCEZ & SCNP FB NORMAL DUTY COATED 3-BOLT FLANGE BEARINGS



Series	Shaft Size	Nylon Coated				Nylon Coated			
		Part Number	with Flingers Description	Part Number	with Corr. Resistant Ins. Description	Part Number	with Flingers Description	Part Number	with Corr. Resistant Ins. Description
204	1/2	@	FB-SCNP-008	@	FB-SCNP-008-CR*	@	FB-SCEZ-008-NY	@	FB-SCEZ-008-NYCR*
	5/8	@	FB-SCNP-010	@	FB-SCNP-010-CR*	@	FB-SCEZ-010-NY	@	FB-SCEZ-010-NYCR*
	3/4	124452	FB-SCNP-012	057379	FB-SCNP-012-CR	050277	FB-SCEZ-012-NY	@	FB-SCEZ-012-NYCR
205	7/8	@	FB-SCNP-014	@	FB-SCNP-014-CR*	@	FB-SCEZ-014-NY	@	FB-SCEZ-014-NYCR*
	15/16	@	FB-SCNP-015	@	FB-SCNP-015-CR*	@	FB-SCEZ-015-NY	@	FB-SCEZ-015-NYCR*
	1	124434	FB-SCNP-100	125762	FB-SCNP-100-CR	050134	FB-SCEZ-100-NY	050628	FB-SCEZ-100-NYCR
206	1-1/16	@	FB-SCNP-101	@	FB-SCNP-101-CR*	@	FB-SCEZ-101-NY	@	FB-SCEZ-101-NY
	1-1/8	@	FB-SCNP-102	@	FB-SCNP-102-CR*	@	FB-SCEZ-102-NY	@	FB-SCEZ-102-NY
	1-3/16	052349	FB-SCNP-103	@	FB-SCNP-103-CR	@	FB-SCEZ-103-NY	@	FB-SCEZ-103-NY
	1-1/4	124481	FB-SCNP-104S	@	FB-SCNP-104S-CR	050091	FB-SCEZ-104S-NY	@	FB-SCEZ-104S-NY
207	1-1/4	@	FB-SCNP-104	@	FB-SCNP-104-CR	@	FB-SCEZ-104-NY	@	FB-SCEZ-104-NY
	1-5/16	@	FB-SCNP-105	@	FB-SCNP-105-CR*	@	FB-SCEZ-105-NY	@	FB-SCEZ-105-NY
	1-3/8	@	FB-SCNP-106	@	FB-SCNP-106-CR*	@	FB-SCEZ-106-NY	@	FB-SCEZ-106-NY
	1-7/16	124453	FB-SCNP-107	@	FB-SCNP-107-CR	@	FB-SCEZ-107-NY	050645	FB-SCEZ-107-NYCR

FEATURE/BENEFITS SETScrew BALL BEARINGS PAGE B2-2	HOW TO ORDER/ NOMENCLATURE PAGE B2-4	SELECTION PAGE B2-5	DIMENSIONS VSC INSERTS PAGE B2-116
---	--	------------------------	--

SELECTION/DIMENSIONS



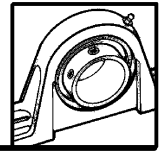
Setscrew Ball Bearings

SCEZ & SCNP NORMAL DUTY COATED 3-BOLT FLANGE BEARINGS

Series	Shaft Size	Weight lbs	A	B	C	D	E	F Bolt Dia.
204	1/2	1.51	1-5/32	4-1/4	1-11/32	1-1/2	1-11/16	3/8
	5/8	1.48						
	3/4	1.45						
205	7/8	1.81	1-3/16	4-3/4	1-1/2	1-5/8	1-13/16	3/8
	15/16	1.78						
	1	1.75						
206	1-1/16	2.12	1-25/64	5-3/8	1-5/8	1-7/8	2-1/16	3/8
	1-1/8	2.08						
	1-3/16	2.05						
	1-1/4	2.02						
207	1-1/4	3.46	1-17/32	6-1/8	1-7/8	2	2-3/8	1/2
	1-5/16	3.41						
	1-3/8	3.36						
	1-7/16	3.30						

Series	Shaft Size	G	H	I	J	K	L	M
204	1/2	7/8	5*16	3	2-1/2	63/64	1-4/8	2-3/8
	5/8							
	3/4							
205	7/8	1-1/8	3/8	3-3/8	2-3/4	1-7/64	1-5/16	2-1/2
	15/16							
	1							
206	1-1/16	1-1/4	3/8	3-3/4	3-1/4	1-1/8	1-37/64	2-3/4
	1-1/8							
	1-3/16							
	1-1/4							
3-1/4207	1-1/4 1-5/16 1-3/8 1-7/16	1-1/4	1/2	4-1/4	3-3/4	1-5/16	1-27/32	3-1/4

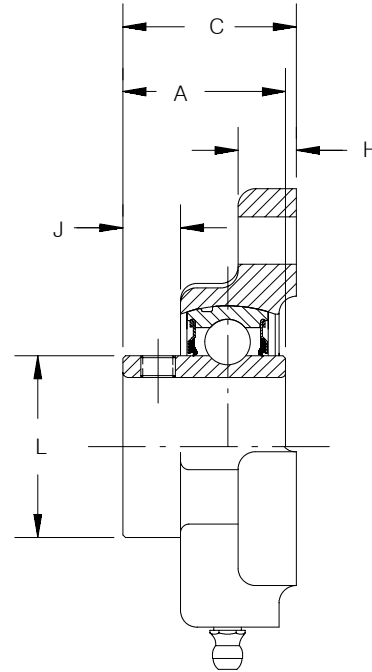
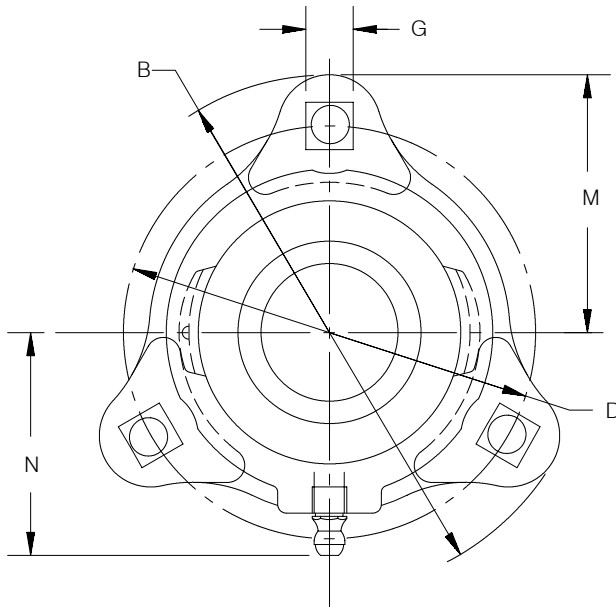
MODIFICATIONS PAGE B2-119	RELATED PRODUCTS PAGE B2-43		
------------------------------	--------------------------------	--	--



SELECTION/DIMENSIONS

Setscrew Ball Bearings

SC LF NORMAL DUTY 3-BOLT FLANGE BEARINGS

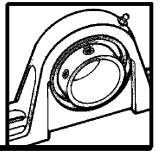


Series	Shaft Size	Relube		No Lube		Weight lbs.	A	B
		Part Number	Description	Part Number	Description			
203	1/2	124600	LF-SC-008	124620	LF-SC-008-NL	.65	1	3-3/16
	5/8	124601	LF-SC-010	124621	LF-SC-010-NL	.60		
204	3/4	124602	LF-SC-012	124622	LF-SC-012-NL	.85	1-5/32	3-9/16
205	7/8	124603	LF-SC-014	124623	LF-SC-014-NL	1.10	1-3/16	3-3/4
	15/16	124604	LF-SC-015	124624	LF-SC-015-NL	1.05		
	1	124605	LF-SC-100	124625	LF-SC-100-NL	1.00		
206	1-1/16	124606	LF-SC-101	124626	LF-SC-101-NL	1.65	1-25/64	4-7/16
	1-1/8	124607	LF-SC-102	124627	LF-SC-102-NL	1.60		
	1-3/16	124608	LF-SC-103	124628	LF-SC-103-NL	1.55		
	1-1/4	124609	LF-SC-104S	124629	LF-SC-104S-NL	1.50		
207	1-1/4	124610	LF-SC-104	124630	LF-SC-104-NL	2.10	1-17/32	4-13/16
	1-5/16	124611	LF-SC-105	124631	LF-SC-105-NL	2.05		
	1-3/8	124612	LF-SC-106	124632	LF-SC-106-NL	2.00		
	1-7/16	124613	LF-SC-107	124633	LF-SC-107-NL	1.95		

Series	Shaft Size	C	D	G	H	J	L	M	N*
203	1/2	1-1/16	2-1/2	9/32	3/8	11/32	31/32	1-19/32	1-27/32
	5/8								
204	3/4	1-7/32	2-13/16	23/64	27/64	3/8	1-1/8	1-25/32	1-37/64
205	7/8	1-1/4	3	11/32	27/64	13/32	1-5/16	1-7/8	1-45/64
	15/16								
206	1-1/16	1-15/32	3-9/16	13/32	15/32	17/32	1-37/64	2-7/32	2-1/64
	1-1/8								
	1-3/16								
	1-1/4								
207	1-1/4	1-19/32	3-15/16	13/32	1/2	17/32	1-27/32	2-13/32	2-9/64
	1-5/16								
	1-3/8								
	1-7/16								

* No lube fitting required in the SCLF NoLube

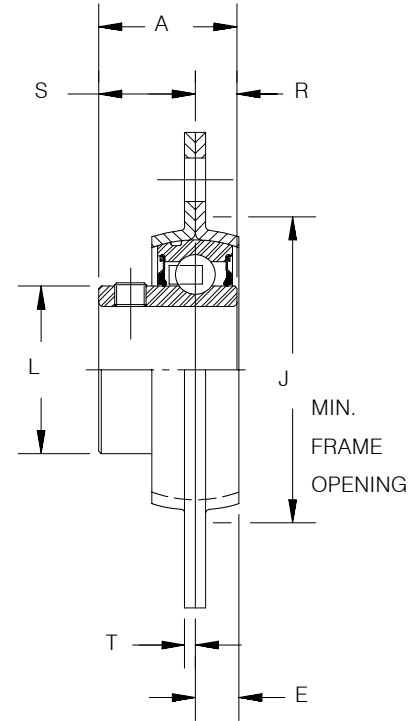
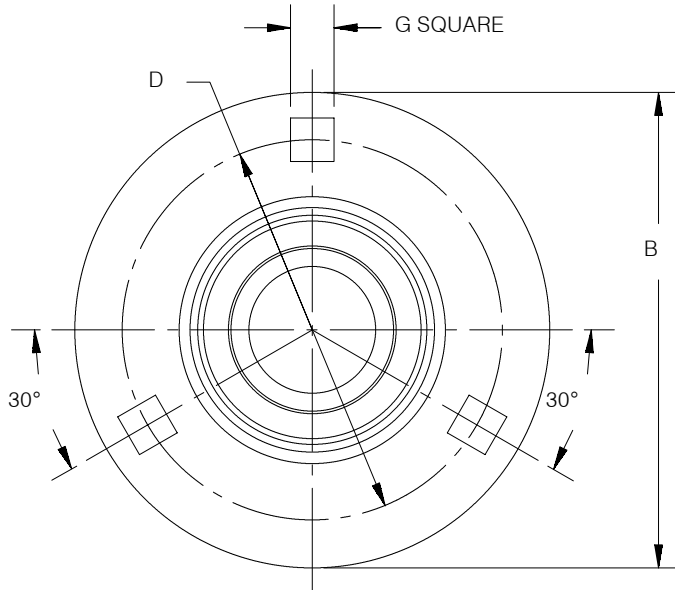
FEATURE/BENEFITS SETScrew BALL BEARINGS PAGE B2-2	HOW TO ORDER/ NOMENCLATURE PAGE B2-4	SELECTION PAGE B2-5	DIMENSIONS SC INSERTS PAGE B2-108
---	--	------------------------	---



SELECTION/DIMENSIONS

Setscrew Ball Bearings

SL LIGHT DUTY 3-BOLT FLANGE BEARINGS

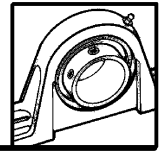


Series	Shaft Size	Part Number	Description	Weight lbs.	A	B	D	E
204	3/4	128083	F3B-SL-012	0.74	1-1/16	3-9/16	2-13/16	5/16
205	7/8	128178	F3B-SL-014	1.01	1-3/32	3-3/4	3	11/32
	15/16	128179	F3B-SL-015	0.97				
	1	128084	F3B-SL-100	0.85				
206	1-1/8	128180	F3B-SL-102	1.39	1-19/64	4-7/16	3-9/16	11/32
	1-3/16	128085	F3B-SL-103	1.36				
	1-1/4	128082	F3B-SL-104S	1.34				
207	1-1/4	128086	F3B-SL-104	1.89	1-7/16	4-15/16	3-15/16	7/16
	1-3/8	128181	F3B-SL-106	1.86				
	1-7/16	128087	F3B-SL-107	1.73				

Series	Shaft Size	G*	J	L	R	S	T	Housing Radial Load Rating (lbs)
204	3/4	11/32	2-3/16	1-1/8	21/64	47/64	0.083	700
205	7/8	11/32	2-3/8	1-5/16	21/64	49/64	0.083	800
	15/16							
	1							
206	1-1/8	13/32	2-13/16	1-37/64	25/64	29/32	0.104	1,100
	1-3/16							
	1-1/4							
207	1-1/4	13/32	3-3/16	1-27/32	13/32	1-1/32	0.104	1,400
	1-3/8							
	1-7/16							

* Mounting bolt holes will accept either carriage or machine bolts.

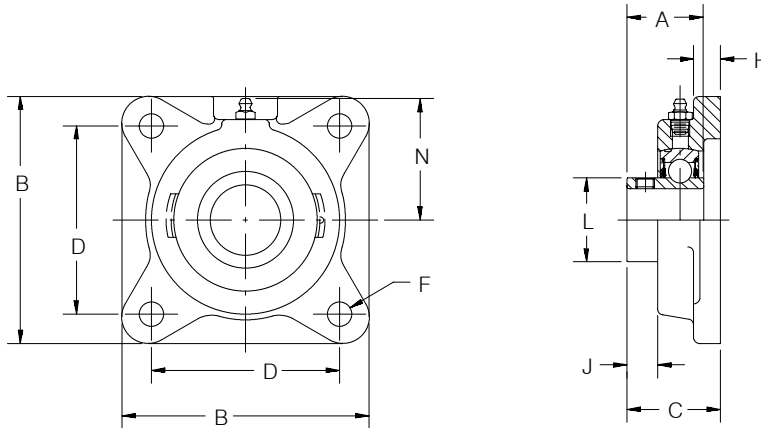
FEATURE/BENEFITS SETScrew BALL BEARINGS PAGE B2-2	HOW TO ORDER/ NOMENCLATURE PAGE B2-4	SELECTION PAGE B2-5	DIMENSIONS VSC INSERTS PAGE B2-116
---	--	------------------------	--



SELECTION/DIMENSIONS

Setscrew Ball Bearings

SC NORMAL DUTY 4-BOLT FLANGE BEARINGS

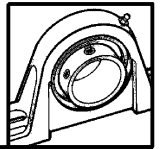


Series	Shaft Size	Relube		No-Lube/Sealed for Life (-NL)		With Fingers	
		Part Number	Description	Part Number	Description	Part Number	Description
203	1/2	124048	F4B-SC-008	@	F4B-SC-008-NL	@	F4B-SC-008-FF
	5/8	124049	F4B-SC-010	@	F4B-SC-010-NL	@	F4B-SC-010-FF
	17mm	125885	F4B-SC-17M	@	F4B-SC-17M-NL	@	F4B-SC-17M-FF
204	1/2	124098	F4B-SC-008L	@	F4B-SC-008L-NL	@	F4B-SC-008L-FF
	5/8	124099	F4B-SC-010L	@	F4B-SC-010L-NL	054528	F4B-SC-010L-FF
	3/4	124100	F4B-SC-012	052010	F4B-SC-012-NL	050917	F4B-SC-012-FF
	13/16	124567	F4B-SC-013	@	F4B-SC-013-NL	@	F4B-SC-013-FF
	20mm	125886	F4B-SC-20M	@	F4B-SC-20M-NL	@	F4B-SC-20M-FF
205	7/8	124101	F4B-SC-014	@	F4B-SC-014-NL	@	F4B-SC-014-FF
	15/16	124102	F4B-SC-015	126524	F4B-SC-015-NL	@	F4B-SC-015-FF
	1	124103	F4B-SC-100	126525	F4B-SC-100-NL	123007	F4B-SC-100-FF
	25mm	125887	F4B-SC-25M	@	F4B-SC-25M-NL	@	F4B-SC-25M-FF
206	1-1/16	124218	F4B-SC-101	@	F4B-SC-101-NL	@	F4B-SC-101-FF
	1-1/8	124204	F4B-SC-102	126526	F4B-SC-102-NL	125156	F4B-SC-102-FF
	1-3/16	124205	F4B-SC-103	050834	F4B-SC-103-NL	125148	F4B-SC-103-FF
	1-1/4	123173	F4B-SC-104S	051987	F4B-SC-104S-NL	@	F4B-SC-104S-FF
	30mm	125888	F4B-SC-30M	@	F4B-SC-30M-NL	@	F4B-SC-30M-FF
207	1-1/4	124206	F4B-SC-104	126528	F4B-SC-104-NL	052508	F4B-SC-104-FF
	1-5/16	124219	F4B-SC-105	@	F4B-SC-105-NL	@	F4B-SC-105-FF
	1-3/8	124207	F4B-SC-106	052009	F4B-SC-106-NL	@	F4B-SC-106-FF
	1-7/16	124208	F4B-SC-107	050835	F4B-SC-107-NL	057696	F4B-SC-107-FF
	35mm	125889	F4B-SC-35M	@	F4B-SC-35M-NL	@	F4B-SC-35M-FF
208	1-1/2	124209	F4B-SC-108	051991	F4B-SC-108-NL	054523	F4B-SC-108-FF
	1-5/8	124210	F4B-SC-110	052008	F4B-SC-110-NL	@	F4B-SC-110-FF
	40mm	125890	F4B-SC-40M	@	F4B-SC-40M-NL	@	F4B-SC-40M-FF
209	1-5/8	125170	F4B-SC-110L	@	F4B-SC-110L-NL	@	F4B-SC-110L-FF
	1-11/16	124211	F4B-SC-111	@	F4B-SC-111-NL	057850	F4B-SC-111-FF
	1-3/4	124212	F4B-SC-112	126531	F4B-SC-112-NL	054839	F4B-SC-112-FF
	45mm	125891	F4B-SC-45M	@	F4B-SC-45M-NL	@	F4B-SC-45M-FF
210	1-15/16	124213	F4B-SC-115	051992	F4B-SC-115-NL	124564	F4B-SC-115-FF
	2	124214	F4B-SC-200	050867	F4B-SC-200-NL	050169	F4B-SC-200-FF
	50mm	125892	F4B-SC-50M	@	F4B-SC-50M-NL	@	F4B-SC-50M-FF
211	2	126192	F4B-SCM-200	052004	F4B-SCM-200-NL	126132	F4B-SCM-200-FF
	2-3/16	124215	F4B-SC-203	052007	F4B-SC-203-NL	124921	F4B-SC-203-FF
	2-1/4	124216	F4B-SC-204	052006	F4B-SC-204-NL	@	F4B-SC-204-FF
	55mm	125893	F4B-SC-55M	@	F4B-SC-55M-NL	@	F4B-SC-55M-FF
212	2-1/4	126283	F4B-SCM-204	126537	F4B-SCM-204-NL	054482	F4B-SCM-204-FF
	2-7/16	124217	F4B-SC-207	050843	F4B-SC-207-NL	124728	F4B-SC-207-FF
	60mm	125894	F4B-SC-60M	@	F4B-SC-60M-NL	@	F4B-SC-60M-FF
214	2-1/2	126195	F4B-SCM-208	@	F4B-SCM-208-NL	126326	F4B-SCM-208-FF
	2-11/16	124261	F4B-SC-211	@	F4B-SC-211-NL	@	F4B-SC-211-FF
	70mm	125895	F4B-SC-70M	@	F4B-SC-70M-NL	@	F4B-SC-70M-FF
215	2-15/16	124220	F4B-SC-215	052291	F4B-SC-215-NL	@	F4B-SC-215-FF
	75mm	125896	F4B-SC-75M	@	F4B-SC-75M-NL	@	F4B-SC-75M-FF

@ Assemble to order

FEATURE/BENEFITS SETScrew BALL BEARINGS PAGE B2-2	HOW TO ORDER/ NOMENCLATURE PAGE B2-4	SELECTION PAGE B2-5	
---	--	------------------------	--

SELECTION/DIMENSIONS

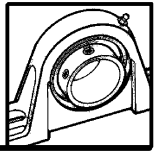


Setscrew Ball Bearings

SC NORMAL DUTY 4-BOLT FLANGE BEARINGS

Series	Shaft Size	Weight lbs. kgs.	A	B	C	D	F Bolt Dia.	H	J	L	N
203	1/2	1.1	1	3	1-3/16	2-1/8	3/8	7/16	11/32	31/32	1-11/16
	5/8	1.0									
	17mm	0.5	25.4	76.2	30.2	54.0	M10	11.1	8.7	24.6	42.9
204	1/2	1.8	1-5/32	3-3/8	1-3/8	2-1/2	3/8	7/16	25/64	1-1/8	1-15/16
	5/8	1.7									
	3/4	1.6									
	13/16	1.5									
	20mm	0.8	29.4	85.7	34.9	63.5	M10	11.1	9.9	28.6	49.2
205	7/8	2.0	1-3/16	3-3/4	1-23/64	2-3/4	7/16	1/2	25/64	1-5/16	2-1/16
	15/16	1.9									
	1	1.8									
206	25mm	0.9	30.2	95.3	34.5	69.9	M10	12.7	9.9	33.3	52.4
	1-1/16	2.9	1-25/64	4-1/4	1-17/32	3-1/4	7/16	1/2	15/32	1-37/64	2-3/16
	1-1/8	2.8									
207	1-3/16	2.7									
	1-1/4	2.6									
	30mm	1.3	35.3	108.0	38.9	82.6	M10	12.7	11.9	40.1	55.6
	1-1/4	4.0	1-17/32	4-3/4	1-3/4	3-5/8	1/2	9/16	17/32	1-27/32	2-7/16
	1-5/16	3.9									
208	1-3/8	3.8									
	1-7/16	3.7									
	35mm	1.7	38.9	120.7	44.5	92.1	M12	14.3	13.5	46.8	61.9
209	1-1/2	4.8	1-11/16	5-1/8	1-7/8	4	1/2	9/16	17/32	2-3/64	2-3/8
	1-5/8	4.7									
	40mm	2.1	42.9	130.2	47.6	101.6	M12	14.3	13.5	52.0	60.3
210	1-5/8	6.1	1-23/32	5-3/8	1-15/16	4-1/8	1/2	5/8	17/32	2-7/32	2-3/4
	1-11/16	6.0									
	1-3/4	5.9									
	45mm	2.7	43.7	136.5	49.2	104.8	M14	15.9	13.5	56.4	69.9
211	1-15/16	6.7	1-3/4	5-5/8	2	4-3/8	1/2	5/8	17/32	2-7/16	2-7/8
	2	6.6									
	50mm	3.0	44.5	142.9	50.8	111.1	M16	15.9	13.5	61.9	73.0
212	2	9.3	1-27/32	6-1/2	2-5/32	5-1/8	5/8	11/16	9/16	2-23/32	3-1/4
	2-3/16	9.0									
	2-1/4	8.9									
	55mm	4.1	46.8	165.1	54.8	130.2	M16	17.5	14.3	69.1	82.6
214	2-1/4	11.1	1-63/64	6-7/8	2-9/32	5-5/8	5/8	11/16	9/16	2-31/3	3-1/2
	2-7/16	10.6									
	60mm	6.0	50.4	174.6	57.9	142.9	M16	17.5	14.3	75.4	88.9
215	2-1/2	16.0	2-15/64	7-3/8	2-3/4	5-7/8	5/8	11/16	9/16	3-5/16	3-11/16
	2-11/16	15.4									
	70mm	6.9	56.8	187.3	69.9	149.2	M16	17.5	14.3	84.1	93.7
215	2-15/16	17.6	2-9/32	7-3/4	2-57/64	6	3/4	1	41/6	3-5/8	3-7/8
	75mm	8.0	57.9	196.9	73.4	152.4	M18	25.4	16.34	92.1	98.4

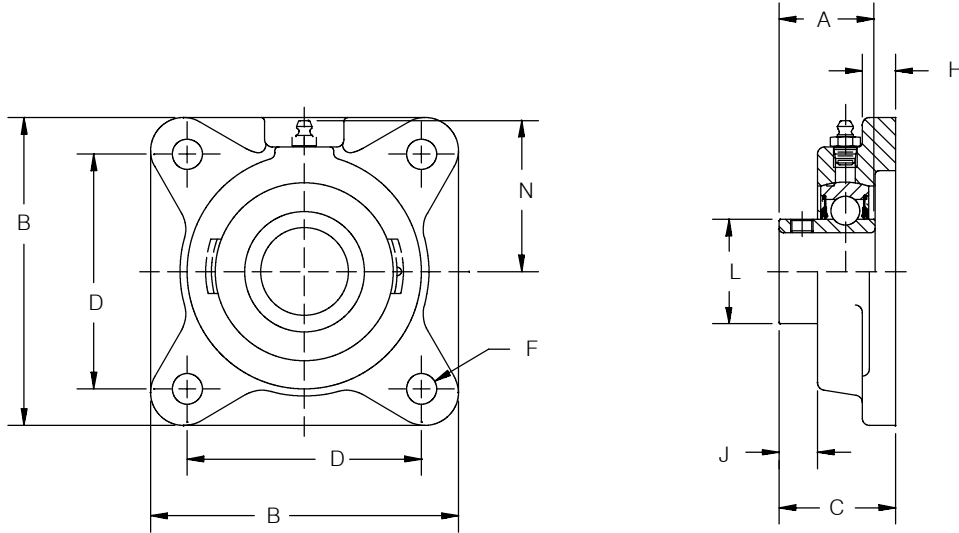
DIMENSIONS SC INSERTS PAGE B2-108	MODIFICATIONS PAGE B2-119	RELATED PRODUCTS PAGE B2-43	
---	------------------------------	--------------------------------	--



SELECTION/DIMENSIONS

Setscrew Ball Bearings

SC NORMAL DUTY AIR HANDLING 4-BOLT FLANGE BEARINGS



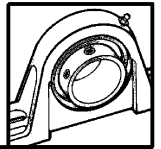
Series	Shaft Size	Part Number	Description
204	1/2	051931	F4B-SCAH-008L
	5/8	050130	F4B-SCAH-010L
	3/4	123740	F4B-SCAH-012
	20mm	@	F4B-SCAH-20M
205	7/8	@	F4B-SCAH-014
	15/16	124246	F4B-SCAH-015
	1	123741	F4B-SCAH-100
	25mm	@	F4B-SCAH-25M
206	1-1/16	@	F4B-SCAH-101
	1-1/8	@	F4B-SCAH-102
	1-3/16	123742	F4B-SCAH-103
	1-1/4	@	F4B-SCAH-104S
207	30mm	054726	F4B-SCAH-30M
	1-1/4	123743	F4B-SCAH-104
	1-5/16	@	F4B-SCAH-105
	1-3/8	@	F4B-SCAH-106
208	1-7/16	123744	F4B-SCAH-107
	35mm	@	F4B-SCAH-35M
	1-1/2	123745	F4B-SCAH-108
209	1-5/8	@	F4B-SCAH-110
	40mm	@	F4B-SCAH-40M

Series	Shaft Size	Part Number	Description
209	1-11/16	123746	F4B-SCAH-110L
	1-3/4	123747	F4B-SCAH-111
	45mm	@	F4B-SCAH-112
210	1-15/16	123748	F4B-SCAH-115
	2	@	F4B-SCAH-200
	50mm	@	F4B-SCAH-50M
211	2	@	F4B-SCMAH-200
	2-3/16	123749	F4B-SCAH-203
	2-1/4	@	F4B-SCAH-204
	55mm	@	F4B-SCAH-55M
212	2-1/4	@	F4B-SCMAH-204
	2-7/16	123750	F4B-SCAH-207
	60mm	@	F4B-SCAH-60M
214	2-1/2	050662	F4B-SCMAH-208
	2-11/16	124395	F4B-SCAH-211
	70mm	@	F4B-SCAH-70M
215	2-15/16	123751	F4B-SCAH-215
	75mm	@	F4B-SCAH-75M

@ Assembled to order

DIMENSIONS SCAH PILLOW BLOCKS PAGE B2-10 & B2-12	DIMENSIONS SCAH FLANGE BEARINGS PAGE B2-42	DIMENSIONS SCMAH PILLOW BLOCKS PAGE B2-30	DIMENSIONS SCMAH FLANGE BEARINGS PAGE B2-48
--	--	---	---

SELECTION/DIMENSIONS

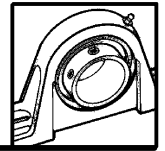


Setscrew Ball Bearings

SC NORMAL DUTY AIR HANDLING 4-BOLT FLANGE BEARINGS

Series	Shaft Size	Weight lbs kgs	A	B	C	D	F Bolt Dia.	H	J	L	N
204	1/2	1.8	1-5/32	3-3/8	1-3/8	2-1/2	3/8	7/16	25/64	1-1/8	1-15/16
	5/8	1.7									
	3/4	1.6									
	20mm	0.8	29.4	85.7	34.9	63.5	M10	11.1	9.9	28.6	49.2
205	7/8	2.0	1-3/16	3-3/4	1-23/64	2-3/4	7/16	1/2	25/64	1-5/16	2-1/6
	15/16	1.9									
	1	1.8									
	25mm	0.9	30.2	95.3	34.5	69.9	M110	12.7	9.9	33.3	52.4
206	1-1/16	2.9	1-25/64	4-1/4	1-17/32	3-1/4	7/16	1/2	15/32	1-37/64	2-3/16
	1-1/8	2.8									
	1-3/16	2.7									
	30mm	1.3	35.3	108.0	38.9	82.6	M10	12.7	11.9	40.1	55.6
207	1-1/4	4.0	1-17/32	4-3/4	1-3/4	3-5/8	1/2	9/16	17/32	1-27/32	2-7/16
	1-5/16	3.9									
	1-3/8	3.8									
	35mm	1.7	38.9	120.7	44.5	92.1	M12	14.3	13.5	46.8	61.9
208	1-1/2	4.8	1-11/16	5-1/8	1-7/8	4	1/2	9/16	17/32	2-3/64	2-3/8
	1-5/8	4.7									
	40mm	2.1	42.9	130.2	47.6	101.6	M12	14.3	13.5	52.0	60.3
	209	1-5/8	6.1	1-23/32	5-3/8	1-15/16	4-1/8	1/2	5/8	17/32	2-7/32
1-11/16		6.0									
1-3/4		5.9									
45mm		2.7	43.7	136.5	49.2	104.8	M14	15.9	13.5	56.4	69.9
210	1-15/16	6.7	1-3/4	5-5/8	2	4-3/8	1/2	5/8	17/32	2-7/16	2-7/8
	2	6.6									
	50mm	3.0	44.5	142.9	50.8	111.1	M16	15.9	13.5	61.9	73.0
	211	2	9.3	1-27/32	6-1/2	2-5/32	5-1/8	5/8	11/16	9/16	2-23/32
2-3/16		9.0									
2-1/4		8.9									
55mm		4.1	46.8	165.1	54.8	130.2	M16	17.5	14.3	69.1	82.6
212	2-1/4	11.1	1-63/64	6-7/8	2-9/32	5-5/8	5/8	11/16	9/16	2-31/32	3-1/2
	2-7/16	10.6									
	60mm	6.0	50.4	174.6	57.9	142.9	M16	17.5	14.3	75.4	88.9
	214	2-1/2	16.0	2-15/64	7-3/8	2-3/4	5-7/8	5/8	11/16	9/16	3-5/16
2-11/16		15.4									
70mm		6.9	56.8	187.3	69.9	149.2	M16	17.5	14.3	84.1	93.7
215		2-15/16	17.6	2-9/32	7-3/4	2-57/64	6	3/4	1	41/64	3-5/8
	75mm	8.0	57.9	196.9	73.4	152.4	M18	25.4	16.3	92.1	98.4

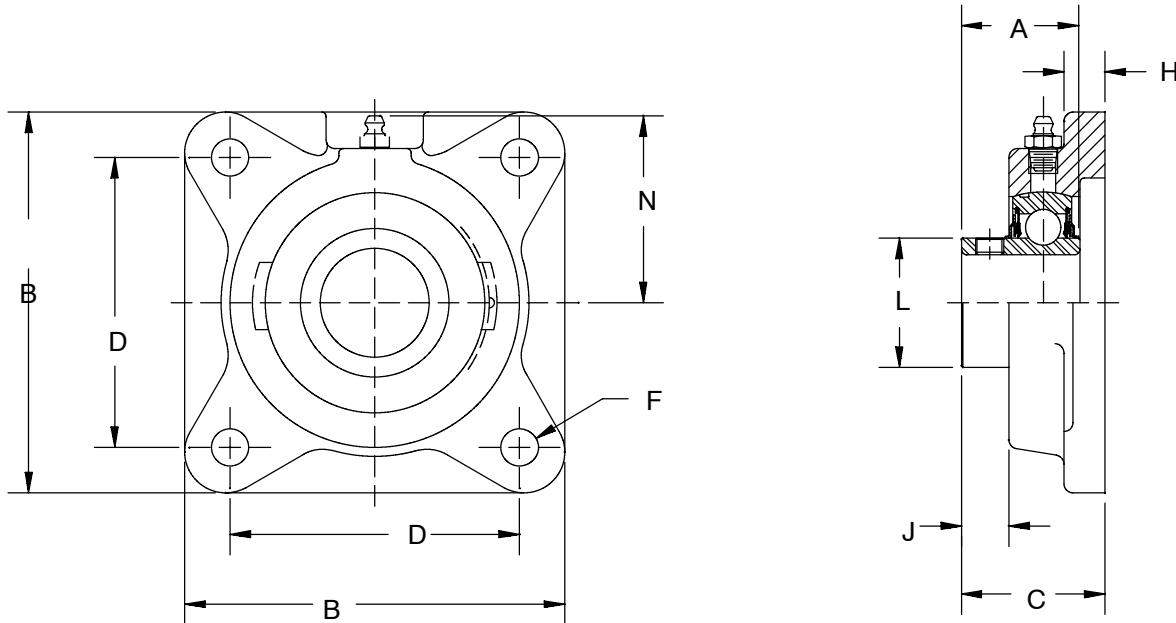
DIMENSIONS SCAH PILLOW BLOCKS PAGE B2-10 & B2-12	DIMENSIONS SCAH FLANGE BEARINGS PAGE B2-42	DIMENSIONS SCMAH PILLOW BLOCKS PAGE B2-30	DIMENSIONS SCMAH FLANGE BEARINGS PAGE B2-48
--	--	---	---



SELECTION/DIMENSIONS

Setscrew Ball Bearings

SCEZ AND SCNP NORMAL DUTY COATED 4-BOLT FLANGE BEARINGS

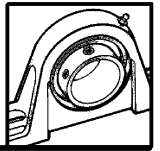


Series	Shaft Size	Nickel Plated				Nylon Coated			
		Part Number	Flingers Description	Part Number	Corr. Resistant Insert Description	Part Number	Flingers Description	Part Number	Corr. Resistant Insert Description
204	1/2	@	F4B-SCNP-008L	@	F4B-SCNP-008L-CR*	@	F4B-SCEZ-008L-NY	@	F4B-SCEZ-008L-NYCR*
	5/8	@	F4B-SCNP-010L	@	F4B-SCNP-010L-CR*	@	F4B-SCEZ-010L-NY	@	F4B-SCEZ-010L-NYCR*
	3/4	124120	F4B-SCNP-012	058360	F4B-SCNP-012-CR	125593	F4B-SCEZ-012-NY	125484	F4B-SCEZ-012-NYCR
	20mm	@	F4B-SCNP-20M	052350	F4B-SCNP-20M-CR	@	F4B-SCEZ-20M-NY	@	F4B-SCEZ-20M-NYCR
205	7/8	@	F4B-SCNP-014	@	F4B-SCNP-014-CR*	@	F4B-SCEZ-014-NY	@	F4B-SCEZ-014-NYCR*
	15/16	@	F4B-SCNP-015	@	F4B-SCNP-015-CR*	@	F4B-SCEZ-015-NY	@	F4B-SCEZ-015-NYCR*
	1	124121	F4B-SCNP-100	050403	F4B-SCNP-100-CR	1252594	F4B-SCEZ-100-NY	125485	F4B-SCEZ-100-NYCR
	25mm	@	F4B-SCNP-25M	052350	F4B-SCNP-25M-CR	@	F4B-SCEZ-25M-NY	@	F4B-SCEZ-25M-NYCR
206	1-1/16	@	F4B-SCNP-101	@	F4B-SCNP-101-CR*	@	F4B-SCEZ-101-NY	@	F4B-SCEZ-101-NYCR*
	1-1/8	124144	F4B-SCNP-102	@	F4B-SCNP-102-CR*	@	F4B-SCEZ-102-NY	052694	F4B-SCEZ-102-NYCR*
	1-3/16	124122	F4B-SCNP-103	@	F4B-SCNP-103-CR	125595	F4B-SCEZ-103-NY	125486	F4B-SCEZ-103-NYCR
	1-1/4	124129	F4B-SCNP-104S	@	F4B-SCNP-104S-CR	125596	F4B-SCEZ-104S-NY	125487	F4B-SCEZ-104S-NYCR
207	1-1/4	@	F4B-SCNP-104	052174	F4B-SCNP-104-CR	125597	F4B-SCEZ-104-NY	125488	F4B-SCEZ-104-NYCR
	1-5/16	@	F4B-SCNP-105	@	F4B-SCNP-105-CR*	@	F4B-SCEZ-105-NY	@	F4B-SCEZ-105-NYCR*
	1-3/8	124195	F4B-SCNP-106	@	F4B-SCNP-106-CR*	050092	F4B-SCEZ-106-NY	@	F4B-SCEZ-106-NYCR*
	1-7/16	124124	F4B-SCNP-107	@	F4B-SCNP-107-CR	125598	F4B-SCEZ-107-NY	125489	F4B-SCEZ-107-NYCR
35mm	@	F4B-SCNP-35M	053247	F4B-SCNP-35M-CR	@	F4B-SCEZ-35M-NY	@	F4B-SCEZ-35M-NYCR	

@ Assembled to order

MODIFICATIONS PAGE B2-119			
------------------------------	--	--	--

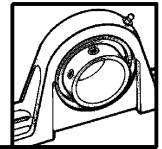
SELECTION/DIMENSIONS



Setscrew Ball Bearings

SCEZ AND SCNP NORMAL DUTY COATED 4-BOLT FLANGE BEARINGS

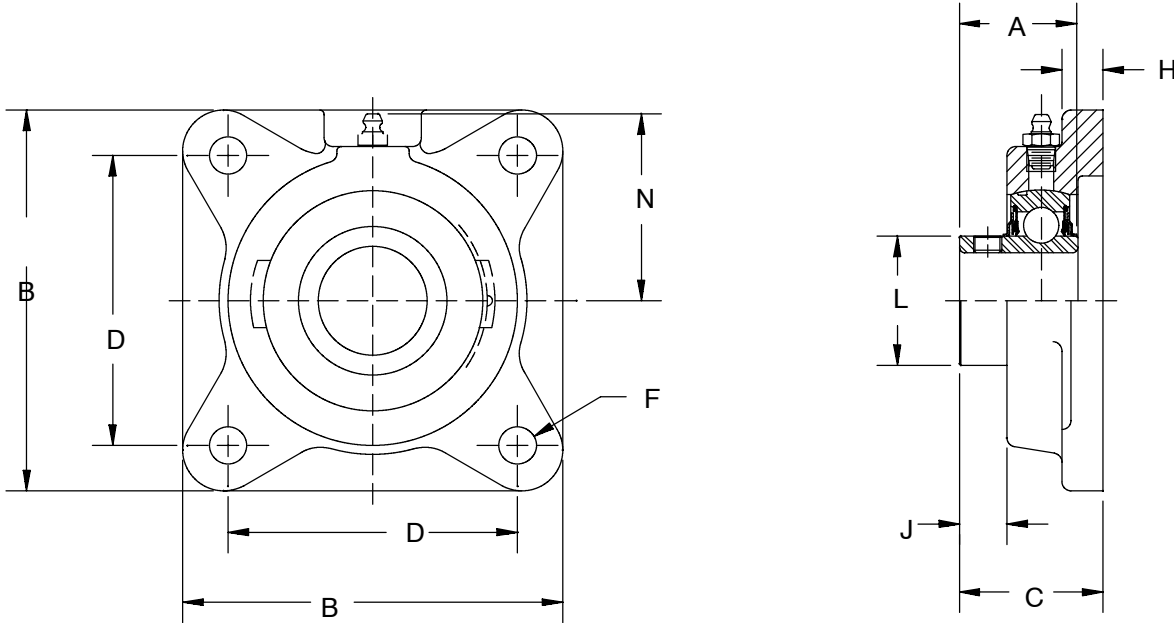
Series	Shaft Size	Weight lbs kgs.	A	B	C	D	F Bolt Dia.	H	J	L	N
204	1/2	1.8	1-5/32	3-3/8	1-3/8	2-1/2	3/8	7/16	25/64	1-1/8	1-15/16
	5/8	1.7									
	3/4	1.6									
	20mm	0.8	29.4	85.7	34.9	63.5	M10	11.1	9.9	28.6	49.2
205	7/8	2.0	1-3/16	3-3/4	1-23/64	2-3/4	7/16	1/2	25/64	1-5/16	2-1/16
	15/16	1.9									
	1	1.8									
	25mm	0.9	30.2	95.3	34.5	69.9	M10	12.7	9.9	33.3	52.4
206	1-1/16	2.9	1-25/64	4-1/4	1-17/32	3-1/4	7/16	1/2	15/32	1-37/64	2-3/16
	1-1/8	2.8									
	1-3/16	2.7									
	1-1/4	2.6									
	30mm	1.3	35.3	108.0	38.9	82.6	M10	12.7	11.9	40.1	55.6
207	1-1/4	4.0	1-17/32	4-3/4	1-3/4	3-5/8	1/2	9/16	17/32	1-27/32	2-7/16
	1-5/16	3.9									
	1-3/8	3.8									
	1-7/16	3.7									
	35mm	1.7	38.9	120.7	44.5	92.1	M12	14.3	13.5	46.8	61.9



SELECTION/DIMENSIONS

Setscrew Ball Bearings

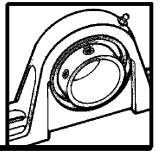
SCEZ AND SCNP NORMAL DUTY COATED 4-BOLT FLANGE BEARINGS



Series	Shaft Size	Nickel Plated				Nylon Coated			
		Part Number	Flingers Description	Part Number	Corr. Resistant Insert Description	Part Number	Flingers Description	Part Number	Corr. Resistant Insert Description
208	1-1/2	124125	F4B-SCNP-108	058136	F4B-SCNP-108-CR*	125599	F4B-SCEZ-108-NY	125490	F4B-SCEZ-108-NYCR*
	1-5/8	124249	F4B-SCNP-110	@	F4B-SCNP-110-CR*	@	F4B-SCEZ-110-NY	@	F4B-SCEZ-110-NYCR*
	40mm	@	F4B-SCNP-40M	@	F4B-SCNP-40M-CR	@	F4B-SCEZ-40M-NY	@	F4B-SCEZ-40M-NYCR
209	1-5/8	@	F4B-SCNP-110L	@	F4B-SCNP-110L-CR*	@	F4B-SCEZ-110L-NY	@	F4B-SCEZ-110L-NYCR*
	1-11/16	124146	F4B-SCNP-111	@	F4B-SCNP-111-CR	@	F4B-SCEZ-111-NY	@	F4B-SCEZ-111-NYCR
	1-3/4	124477	F4B-SCNP-112	@	F4B-SCNP-112-CR*	@	F4B-SCEZ-112-NY	054144	F4B-SCEZ-112-NYCR*
	45mm	@	F4B-SCNP-45M	@	F4B-SCNP-45M-CR	@	F4B-SCEZ-45M-NY	@	F4B-SCEZ-45M-NYCR*
210	1-15/16	124126	F4B-SCNP-115	058304	F4B-SCNP-115-CR	125600	F4B-SCEZ-115-NY	125491	F4B-SCEZ-115-NYCR
	2	124128	F4B-SCNP-200	@	F4B-SCNP-200-CR	125065	F4B-SCEZ-200-NY	@	F4B-SCEZ-200-NYCR
	50mm	125392	F4B-SCNP-50M	053934	F4B-SCNP-50M-CR	053284	F4B-SCEZ-50M-NY	057663	F4B-SCEZ-50M-NYCR
211	2	126093	F4B-SCMNP-200	@	F4B-SCMNP-200-CR*	050660	F4B-SCMEZ-200-NY	053898	F4B-SCMEZ-200-NYCR*
	2-3/16	124194	F4B-SCNP-203	@	F4B-SCNP-203-CR*	@	F4B-SCEZ-203-NY	@	F4B-SCEZ-203-NYCR*
	2-1/4	124153	F4B-SCNP-204	@	F4B-SCNP-204-CR*	@	F4B-SCEZ-204-NY	053823	F4B-SCEZ-204-NYCR*
	55mm	053253	F4B0SCNP-55M	@	F4B0SCNP-55M-CR*	@	F4B-SCEZ-55M-NY	@	F4B-SCEZ-55M-NYCR*
212	2-1/4	057841	F4B-SCMNP-204	@	F4B-SCMNP-204-CR*	@	F4B-SCEZ-204-NY	053899	F4B-SCEZ-204-NYCR*
	2-7/16	125072	F4B-SCNP-207	@	F4B-SCNP-207-CR*	050965	F4B-SCEZ-207-NY	@	F4B-SCEZ-207-NYCR*
	60mm	@	F4B-SCNP-60M	@	F4B-SCNP-60M-CR*	@	F4B-SCEZ-60M-NY	@	F4B-SCEZ-60M-NYCR*
214	2-1/2	@	F4B-SCMNP-208	@	F4B-SCMNP-208-CR*	@	F4B-SCEZ-208-NY	@	F4B-SCEZ-208-NYCR*
	2-11/16	@	F4B-SCNP-211	@	F4B-SCNP-211-CR*	053349	F4B-SCEZ-211-NY	@	F4B-SCEZ-211-NYCR*
	70mm	@	F4B-SCNP-70M	@	F4B-SCNP-70M-CR*	@	F4B-SCEZ-70M-NY	057664	F4B-SCEZ-70M-NYCR*

@ Assembled to order

MODIFICATIONS PAGE B2-119			
------------------------------	--	--	--



SELECTION/DIMENSIONS

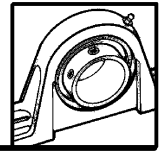
Setscrew Ball Bearings

SCEZ AND SCNP NORMAL DUTY COATED 4-BOLT FLANGE BEARINGS

Series	Shaft Size	Weight lbs kgs.	A	B	C	D	F Bolt Dia.	H	J	L	N
208	1-1/2	4.8	1-11/16	5-1/8	1-7/8	4	1/2	9/16	17/32	2-3/64	2-3/8
	1-5/8	4.7									
	40mm	2.1	42.9	130.2	47.6	101.6	M12	14.3	13.5	52.0	60.3
209	1-5/8	6.1	1-23/32	5-3/8	1-15/16	4-1/8	1/2	5/8	17/32	2-7/32	2-3/4
	1-11/16	6.0									
	1-3/4 45mm	5.9 2.7	43.7	136.5	49.2	104.8	M14	15.9	13.5	56.4	69.9
210	1-15/16	6.7	1-3/4	5-5/8	2	4-3/8	1/2	5/8	17/32	2-7/16	2-7/8
	2	6.6									
	50mm	3.0	44.5	142.9	50.8	111.1	M16	15.9	13.5	61.9	73.0
211	2	9.3	1-27/32	6-1/2	2-5/32	5-1/8	5/8	11/16	9/16	2-23/32	3-1/4
	2-3/16	9.0									
	2-1/4 55mm	8.9 4.1	46.8	165.1	54.8	130.2	M16	17.5	14.3	69.1	82.6
212	2-1/4	11.1	1-63/64	6-7/8	2-9/32	5-5/8	5/8	11/16	9/16	2-31/32	3-1/2
	2-7/16	10.6									
	60mm	6.0	50.4	174.6	57.9	142.9	M16	17.5	14.3	75.4	88.9
214	2-1/2	16.0	2-15/64	7-3/8	2-3/4	5-7/8	5/8	11/16	9/16	3-5/16	3-11/16
	2-11/16	15.4									
	70mm	6.9	56.8	187.3	69.9	149.2	M16	17.5	14.3	84.1	93.7

* 20 piece minimum

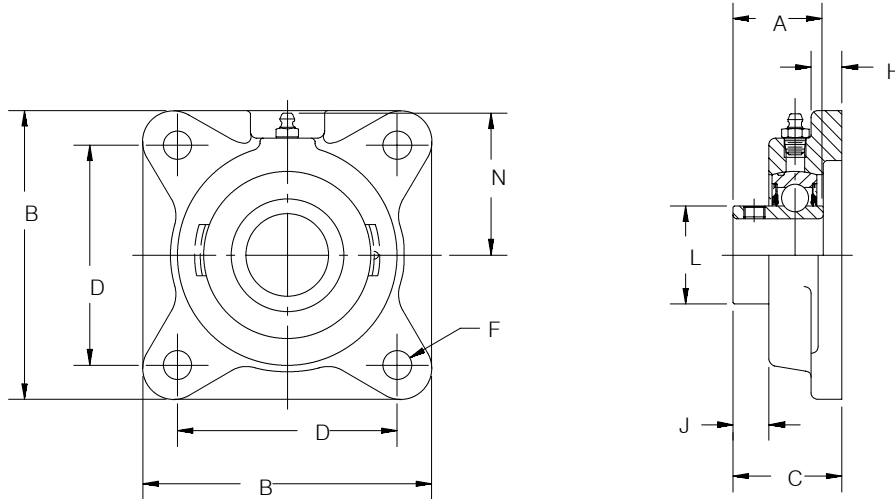
MODIFICATIONS PAGE B2-119			
------------------------------	--	--	--



SELECTION/DIMENSIONS

Setscrew Ball Bearings

SCM MEDIUM DUTY 4-BOLT FLANGE BEARINGS

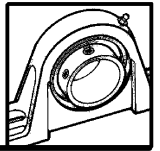


Series	Shaft Size	Relube		No-Lube/Sealed for Life (-NL)		With Flingers	
		Part Number	Description	Part Number	Description	Part Number	Description
206	1 25mm	126226	F4B-SCM-100	052017	F4B-SCM-100-NL	@	F4B-SCM-100-FF
		125965	F4B-SCM-25M	@	F4B-SCM-25M-NL	@	F4B-SCM-25M-FF
207	1-3/16 1-1/4 30mm	126227	F4B-SCM-103	@	F4B-SCM-103-NL	@	F4B-SCM-103-FF
		124206	F4B-SC-104	126528	F4B-SC-104-NL	052508	F4B-SC-104-FF
		125966	F4B-SCM-30M	@	F4B-SCM-30M-NL	@	F4B-SCM-30M-FF
208	1-7/16 35mm	126187	F4B-SCM-107	@	F4B-SCM-107-NL	@	F4B-SCM-107-FF
		125967	F4B-SCM-35M	@	F4B-SCM-35M-NL	@	F4B-SCM-35M-FF
209	1-1/2 1-5/8 40mm	126188	F4B-SCM-108	@	F4B-SCM-108-NL	054856	F4B-SCM-108-FF
		125170	F4B-SCL-110L	@	F4B-SCL-110L-NL	@	F4B-SCL-110L-FF
		125968	F4B-SCM-40M	@	F4B-SCM-40M-NL	@	F4B-SCM-40M-FF
210	1-11/16 1-3/4 45mm	126189	F4B-SCM-111	@	F4B-SCM-111-NL	050137	F4B-SCM-111-FF
		126190	F4B-SCM-112	@	F4B-SCM-112-NL	126274	F4B-SCM-112-FF
		125969	F4B-SCM-45M	@	F4B-SCM-45M-NL	@	F4B-SCM-45M-FF
211	1-15/16 2 50mm	126191	F4B-SCM-115	@	F4B-SCM-115V-NL	052302	F4B-SCM-115-FF
		126192	F4B-SCM-200	052004	F4B-SCM-200-NL	126132	F4B-SCM-200-FF
		125970	F4B-SCM-50M	@	F4B-SCM-50M-NL	@	F4B-SCM-50M-FF
212	2-3/16 2-1/4 55mm	126193	F4B-SCM-203	052003	F4B-SCM-203-NL	050276	F4B-SCM-203-FF
		126283	F4B-SCM-204	126537	F4B-SCM-204-NL	054482	F4B-SCM-204-FF
		125971	F4B-SCM-55M	@	F4B-SCM-55M-NL	@	F4B-SCM-55M-FF
214	2-7/16 2-1/2 65mm	126194	F4B-SCM-207	052002	F4B-SCM-207-NL	126116	F4B-SCM-207-FF
		126195	F4B-SCM-208	@	F4B-SCM-208-NL	126326	F4B-SCM-208-FF
		125972	F4B-SCM-65M	@	F4B-SCM-65M-NL	@	F4B-SCM-65M-FF
215	2-11/16 70mm	126186	F4B-SCM-211	@	F4B-SCM-211-NL	@	F4B-SCM-211-FF
		125973	F4B-SCM-70M	@	F4B-SCM-70M-NL	@	F4B-SCM-70M-FF
216	2-15/16 3 75mm	126196	F4B-SCM-215	126538	F4B-SCM-215-NL	051599	F4B-SCM-215-FF
		126197	F4B-SCM-300	126539	F4B-SCM-300-NL	126781	F4B-SCM-300-FF
		125974	F4B-SCM-75M	@	F4B-SCM-75M-NL	@	F4B-SCM-75M-FF
218	3-7/16 3-1/2 85mm	126198	F4B-SCM-307	126540	F4B-SCM-307-NL	126271	F4B-SCM-307-FF
		126199	F4B-SCM-308	126541	F4B-SCM-308-NL	@	F4B-SCM-308-FF
		125975	F4B-SCM-85M	@	F4B-SCM-85M-NL	@	F4B-SCM-85M-FF

@ Assembled to order

FEATURE/BENEFITS SETScrew BALL BEARINGS PAGE B2-2	HOW TO ORDER/ NOMENCLATURE PAGE B2-4	SELECTION PAGE B2-5	
---	--	------------------------	--

SELECTION/DIMENSIONS



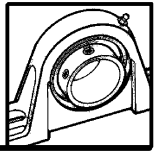
Setscrew Ball Bearings

SCM MEDIUM DUTY 4-BOLT FLANGE BEARINGS

Series	Shaft Size	Weight lbs. kgs.	A	B	C	D	F Bolt Dia.	H	J	L	N
206	1 25mm	3.0 1.3	1-25/64 35.3	4-1/4 108.0	1-17/32 38.9	3-1/4 82.6	7/16 M10	1/2 12.7	15/32 11.9	1-37/64 40.1	2-3/16 55.6
207	1-3/16 1-1/4 30mm	4.1 4.0 1.7	1-17/32 38.9	4-3/4 120.7	1-3/4 44.5	3-5/8 92.1	1/2 M12	9/16 14.3	17/32 13.5	1-27/32 46.8	2-7/16 61.9
208	1-7/16 35mm	5.0 2.1	1-11/16 42.9	5-1/8 130.2	1-7/8 47.6	4 101.6	1/2 M12	9/16 14.3	17/32 13.5	2-3/64 52.0	2-3/8 60.3
209	1-1/2 1-5/8 40mm	6.1 6.1 2.7	1-23/32 43.7	5-3/8 136.5	1-15/16 49.2	4-1/8 104.8	1/2 M14	5/8 15.9	17/32 13.5	2-7/32 56.4	2-3/4 69.9
210	1-11/16 1-3/4 45mm	7.1 6.9 3.0	1-3/4 44.5	5-5/8 142.9	2 50.8	4-3/8 111.1	1/2 M16	5/8 15.9	17/32 13.5	2-7/16 61.9	2-7/8 73.0
211	1-15/16 2 50mm	9.5 9.3 4.1	1-27/32 46.8	6-1/2 165.1	2-5/32 54.8	5-1/8 130.2	5/8 M16	11/16 17.5	9/16 14.3	2-23/32 69.1	3-1/4 82.6
212	2-3/16 2-1/4 55mm	11.3 11.1 6.0	1-63/64 50.4	6-7/8 174.6	2-9/32 57.9	5-5/8 142.9	5/8 M16	11/16 17.5	9/16 14.3	2-31/32 75.4	3-1/2 88.9
214	2-7/16 2-1/2 65mm	16.2 16.0 7.3	2-15/64 56.8	7-3/8 187.3	2-3/4 69.9	5-7/8 149.2	5/8 M16	11/16 17.5	9/16 14.3	3-5/16 84.1	3-11/16 93.7
215	2-11/16 70mm	18.3 8.0	2-9/32 57.9	7-3/4 196.9	2-57/64 73.4	6 152.4	3/4 M18	1 25.4	41/64 16.3	3-5/8 92.1	3-7/8 98.4
216	2-15/16 3 75mm	21.5 21.2 9.4	2-11/64 55.2	7-3/4 196.9	3-3/32 78.6	6 152.4	3/4 M18	7/8 22.2	19/32 15.1	3-53/64 97.2	4-3/32 104.0
218	3-7/16 3-1/2 85mm	28.0 27.7 12.2	2-31/64 63.1	8-7/16 214.3	3-11/32 84.9	6-3/4 171.5	3/4 M18	1 25.4	9/16 14.3	4-23/64 110.7	4-5/8 117.5

MODIFICATIONS
PAGE B2-119

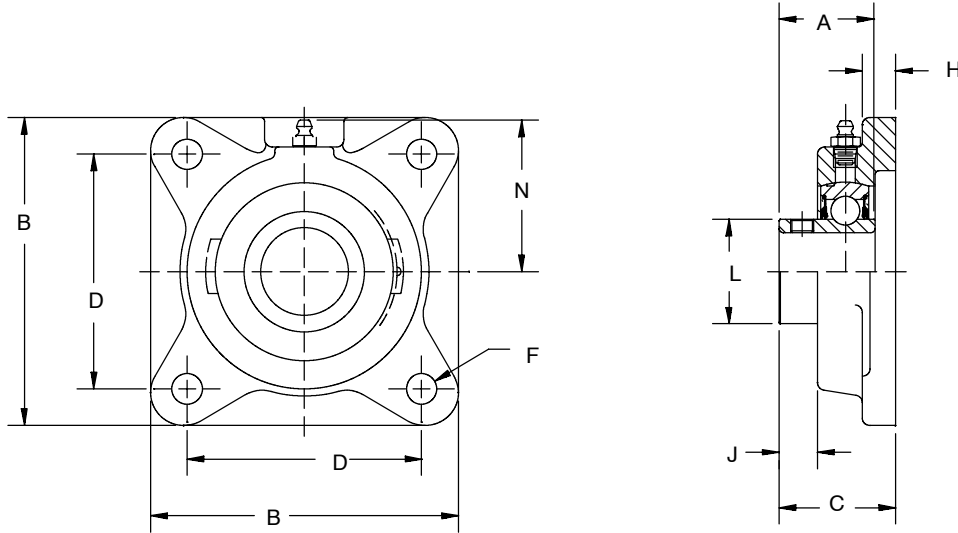
RELATED PRODUCTS
PAGE B2-43



SELECTION/DIMENSIONS

Setscrew Ball Bearings

SCMAH AIR HANDLING MEDIUM DUTY 4-BOLT FLANGE BEARINGS

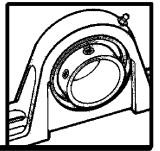


Series	Shaft Size	Part Number	Description
206	1 25mm	053901 @	F4B-SCMAH-100 F4B-SCM-25M
207	1-3/16 1-1/4 30mm	050132 123743 @	F4B-SCMAH-103 F4B-SCAH-104 F4B-SCM-30M
208	1-7/16 35mm	123760 @	F4B-SCMAH-107 F4B-SCM-35M
209	1-1/2 1-5/8 40mm	123761 @ @	F4B-SCMAH-108 F4B-SCAH-110L F4B-SCMAH-40M
210	1-11/16 1-3/4 45mm	123762 123763 @	F4B-SCMAH-111 F4B-SCMAH-112 F4B-SCMAH-45M
211	1-15/16 2 50mm	123764 @ @	F4B-SCMAH-115 F4B-SCMAH-200 F4B-SCMAH-50M
212	2-3/16 2-1/4 55mm	123765 @ @	F4B-SCMAH-203 F4B-SCMAH-204 F4B-SCMAH-55M
214	2-7/16 2-1/2 65mm	123766 050662 @	F4B-SCMAH-207 F4B-SCMAH-208 F4B-SCMAH-65M
215	2-11/16 70mm	123767 @	F4B-SCMAH-211 F4B-SCMAH-70M
216	2-15/16 3 75mm	123768 @ @	F4B-SCMAH-215 F4B-SCMAH-300 F4B-SCM-75M
218	3-7/16 3-1/2 85mm	123769 057709 @	F4B-SCMAH-307 F4B-SCMAH-308 F4B-SCMAH-85M

@ Assembled to order

DIMENSIONS SCAH PILLOW BLOCKS PAGE B2-10 & B2-12	DIMENSIONS SCAH FLANGE BEARINGS PAGE B2-42	DIMENSIONS SCMAH PILLOW BLOCKS PAGE B2-30	DIMENSIONS SCMAH FLANGE BEARINGS PAGE B2-48
--	--	---	---

SELECTION/DIMENSIONS

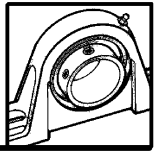


Setscrew Ball Bearings

SCMAH AIR HANDLING MEDIUM DUTY 4-BOLT FLANGE BEARINGS

Series	Shaft Size	Weight lbs kgs	A	B	C	D	F Bolt Dia.	H	J	L	N
206	1 25mm	3.0 1.3	1-25/64 35.3	4-1/4 108.0	1-17/32 38.9	3-1/4 82.6	7/16 M10	1/2 12.7	15/32 11.9	1-37/64 40.1	2-3/16 55.6
207	1-3/16 1-1/4 30mm	4.1 1.7	1-17/32 38.9	4-3/4 120.7	1-3/4 44.5	3-5/8 92.1	1/2 M12	9/16 14.3	17/32 13.5	1-27/32 46.8	2-7/16 61.9
208	1-7/16 35mm	5.0 2.1	1-11/16 42.9	5-1/8 130.2	1-7/8 47.6	4 101.6	1/2 M12	9/16 14.3	17/32 13.5	2-3/64 52.0	2-3/8 60.3
209	1-1/2 1-5/8 40mm	6.1 2.7	1-23/32 43.7	5-3/8 136.5	1-15/16 49.2	4-1/8 104.8	1/2 M14	5/8 15.9	17/32 13.5	2-7/32 56.4	2-3/4 69.9
210	1-11/16 1-3/4 45mm	7.1 3.0	1-3/4 44.5	5-5/8 142.9	2 50.8	4-3/8 111.1	1/2 M16	5/8 15.9	17/32 13.5	2-7/16 61.9	2-7/8 73.0
211	1-15/16 2 50mm	9.5 4.1	1-27/32 46.8	6-1/2 165.1	2-5/32 54.8	5-1/8 130.2	5/8 M16	11/16 17.5	9/16 14.3	2-23/32 69.1	3-1/4 82.6
212	2-3/16 2-1/4 55mm	11.3 6.0	1-63/64 50.4	6-7/8 174.6	2-9/32 57.9	5-5/8 142.9	5/8 M16	11/16 17.5	9/16 14.3	2-31/32 75.4	3-1/2 88.9
214	2-7/16 2-1/2 65mm	16.2 7.3	2-15/64 56.8	7-3/8 187.3	2-3/4 69.9	5-7/8 149.2	5/8 M16	11/16 17.5	9/16 14.3	3-5/16 84.1	3-11/16 93.7
215	2-11/16 70mm	18.3 8.0	2-9/32 57.9	7-3/4 196.9	2-57/64 73.4	6 152.4	3/4 M18	1 25.4	41/64 16.3	3-5/8 92.1	3-7/8 98.4
216	2-15/16 3 75mm	21.5 9.4	2-11/64 55.2	7-3/4 196.9	3-3/32 78.6	6 152.4	3/4 M18	7/8 22.2	19/32 15.1	3-53/64 97.2	4-3/32 104.0
218	3-7/16 3-1/2 85mm	28.0 12.2	2-31/64 63.1	8-7/16 214.3	3-11/32 84.9	6-3/4 171.5	3/4 M18	1 25.4	9/16 14.3	4-23/64 110.7	4-5/8 117.5

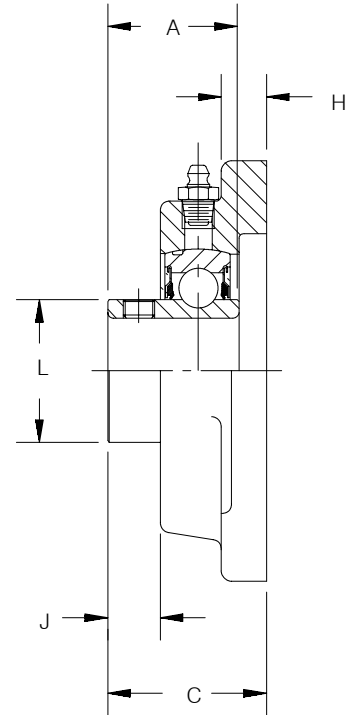
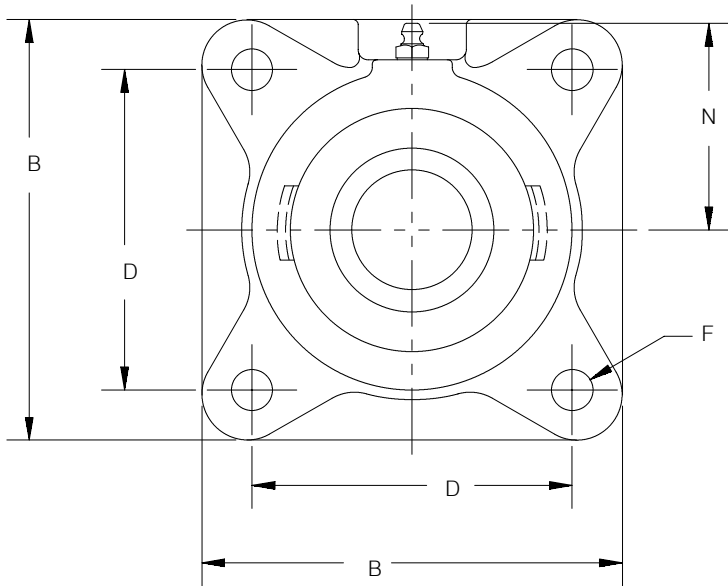
DIMENSIONS SCAH PILLOW BLOCKS PAGE B2-10 & B2-12	DIMENSIONS SCAH FLANGE BEARINGS PAGE B2-42	DIMENSIONS SCMAH PILLOW BLOCKS PAGE B2-30	DIMENSIONS SCMAH FLANGE BEARINGS PAGE B2-48
--	--	---	---



SELECTION/DIMENSIONS

Setscrew Ball Bearings

VSC INTERMEDIATE DUTY 4-BOLT FLANGE BEARINGS

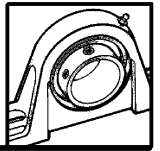


Series	Shaft Size	Relube		No-Lube/Sealed for Life (-NL)	
		Part Number	Description	Part Number	Description
203	1/2 5/8	125524	F4B-VSC-008	@	F4B-VSC-008-NL
		125525	F4B-VSC-010	@	F4B-VSC-010-NL
204	3/4	123625	F4B-VSC-012	@	F4B-VSC-012-NL
205	7/8 15/16 1	125526	F4B-VSC-014	@	F4B-VSC-014-NL
		125527	F4B-VSC-015	@	F4B-VSC-015-NL
		123626	F4B-VSC-100	@	F4B-VSC-100-NL
206	1-1/8 1-3/16 1-1/4	125528	F4B-VSC-102	@	F4B-VSC-102-NL
		123627	F4B-VSC-103	@	F4B-VSC-103-NL
		123634	F4B-VSC-104S	@	F4B-VSC-104S-NL
207	1-1/4 1-3/8 1-7/16	123628	F4B-VSC-104	@	F4B-VSC-104-NL
		125529	F4B-VSC-106	@	F4B-VSC-106-NL
		123629	F4B-VSC-107	@	F4B-VSC-107-NL
208	1-1/2	123630	F4B-VSC-108	@	F4B-VSC-108-NL
209	1-11/16 1-3/4	125530	F4B-VSC-111	@	F4B-VSC-111-NL
		125531	F4B-VSC-112	@	F4B-VSC-112-NL
210	1-15/16 2	123631	F4B-VSC-115	@	F4B-VSC-115-NL
		123632	F4B-VSC-200	@	F4B-VSC-200-NL
211	2 2-3/16	123652	F4B-VSC-200L	@	F4B-VSC-200L-NL
		123633	F4B-VSC-203	@	F4B-VSC-203-NL

@Assemble to order

FEATURE/BENEFITS SETSCREW BALL BEARINGS PAGE B2-2	HOW TO ORDER/ NOMENCLATURE PAGE B2-4	SELECTION PAGE B2-5	DIMENSIONS VSC INSERTS PAGE B2-116
---	--	------------------------	--

SELECTION/DIMENSIONS



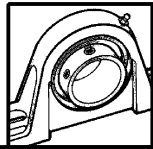
Setscrew Ball Bearings

VSC INTERMEDIATE DUTY 4-BOLT FLANGE BEARINGS

Series	Shaft Size	Weight lbs.	A	B	C	D	F Bolt Dia.	H	J	L	N
203	1/2 5/8	1.08 1.00	15/16	3	1-3/16	2-1/8	3/8	7/16	11/32	31/32	1-11/16
204	3/4	1.50	1-1/16	3-3/8	1-3/8	2-1/2	3/8	7/16	25/64	1-1/8	1-15/16
205	7/8 15/16 1	1.98 1.88 1.62	1-3/32	3-3/4	1-23/64	2-3/4	7/16	1/2	25/64	1-21/64	2-1/16
206	1-1/8 1-3/16 1-1/4	2.78 2.68 2.50	1-19/64	4-1/4	1-17/32	3-1/4	7/16	1/2	15/32	1-37/64	2-3/16
207	1-1/4 1-3/8 1-7/16	3.50 2.88 2.50	1-7/16	4-3/4	1-3/4	3-5/8	1/2	9/16	17/32	1-27/32	2-7/16
208	1-1/2	4.50	1-9/16	5-1/8	1-7/8	4	1/2	9/16	17/32	2-3/64	2-3/8
209	1-11/16 1-3/4	5.45 5.35	1-19/32	5-3/8	1-15/16	4-1/8	1/2	5/8	17/32	2-7/32	2-3/4
210	1-15/16 2	6.25 6.00	1-5/8	5-5/8	2	4-3/8	1/2	5/8	17/32	2-7/16	2-7/8
211	2 2-3/16	9.28 9.00	1-23/32	6-1/2	2-5/32	5-1/8	5/8	11/16	9/16	2-23/32	3-1/4

MODIFICATIONS
PAGE B2-119

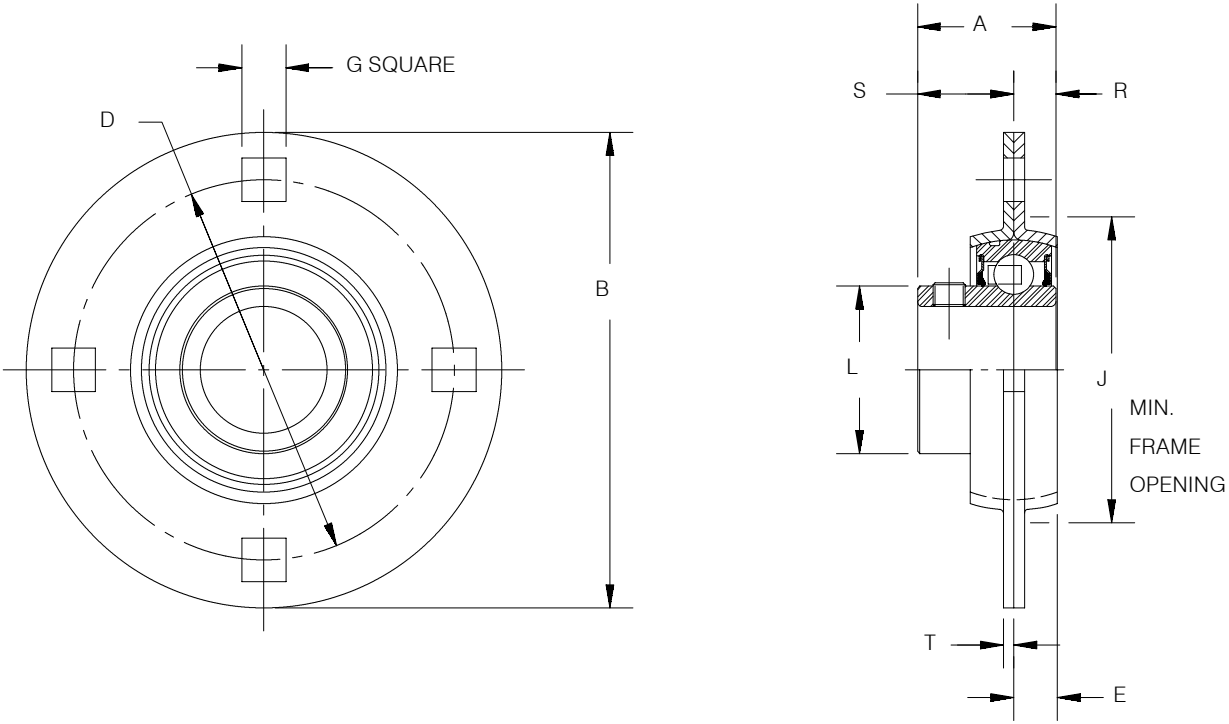
RELATED PRODUCTS
PAGE B2-43



SELECTION/DIMENSIONS

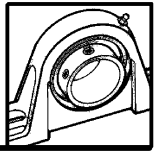
Setscrew Ball Bearings

SL LIGHT DUTY 4-BOLT FLANGE BEARINGS



Series	Shaft Size	Part Number	Description
208	1-1/2	128088	F4B-SL-108
210	1-15/16	128089	F4B-SL-115
	2	128090	F4B-SL-200
211	2	128182	F4B-SL-200L
	2-3/16	128091	F4B-SL-203

SELECTION/DIMENSIONS



Setscrew Ball Bearings

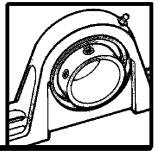
SL LIGHT DUTY 4-BOLT FLANGE BEARINGS

Series	Shaft Size	Weight lbs.	A	B	D	E	G*
208	1-1/2	2.64	1-9/16	5-13/16	4-11/16	13/32	17/32
210	1-15/16 2	2.95 2.86	1-5/8	6-1/8	5	7/16	17/32
211	2 2-3/16	3.73 3.63	1-23/32	6-9/16	5-7/16	15/32	17/32

Series	Shaft Size	J	L	R	S	T	Housing Radial Load Rating (lbs)
208	1-1/2	3-9/16	2-3/64	0.469	1.094	0.134	1,700
210	1-15/16 2	4	2-7/16	0.469	1.156	0.149	1,900
211	2 2-3/16	4-7/16	2-23/32	0.500	1.219	0.149	2,300

* Mounting bolt holes will accept either carriage or machine bolts.

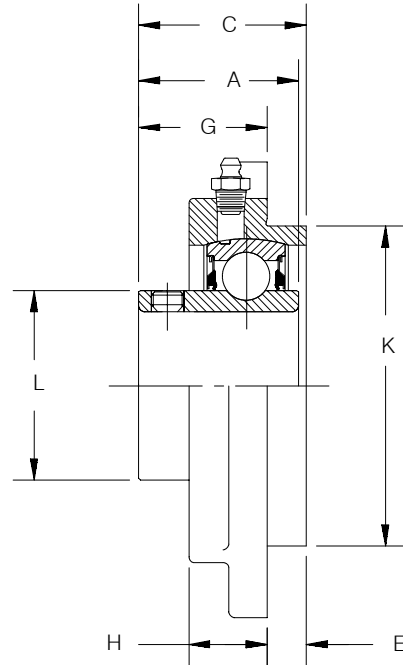
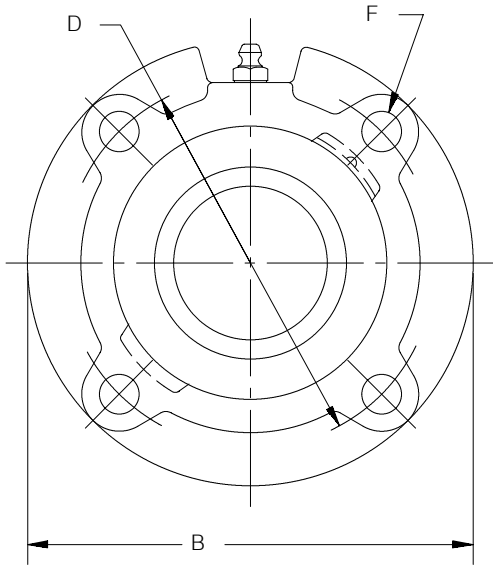
FEATURE/BENEFITS SETScrew BALL BEARINGS PAGE B2-2	HOW TO ORDER/ NOMENCLATURE PAGE B2-4	SELECTION PAGE B2-5	DIMENSIONS VSC INSERTS PAGE B2-116
---	--	------------------------	--



SELECTION/DIMENSIONS

Setscrew Ball Bearings

SC NORMAL DUTY PILOTED FLANGE BEARINGS

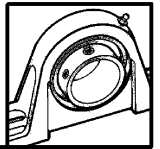


Series	Shaft Size	Part Number	Description
206	1-1/16	124578	FC-SC-101
	1-1/8	124582	FC-SC-102
	1-3/16	124579	FC-SC-103
	1-1/4	124587	FC-SC-104S
	30mm	125865	FC-SC-30M
207	1-1/4	124224	FC-SC-104
	1-5/16	124237	FC-SC-105
	1-3/8	124235	FC-SC-106
	1-7/16	124236	FC-SC-107
	35mm	125866	FC-SC-35M
208	1-1/2	124225	FC-SC-108
	1-5/8	124226	FC-SC-110
	40mm	125867	FC-SC-40M
209	1-5/8	@	FC-SC-110L
	1-11/16	124227	FC-SC-111
	1-3/4	124228	FC-SC-112
	45mm	125868	FC-SC-45M
210	1-15/16	124229	FC-SC-115
	2	124230	FC-SC-200
	50mm	125869	FC-SC-50M
211	2	126175	FC-SCM-200
	2-3/16	124231	FC-SC-203
	2-1/4	124232	FC-SC-204
	55mm	125870	FC-SC-55M
212	2-1/4	126177	FC-SCM-204
	2-7/16	124233	FC-SC-207
	60mm	125871	FC-SC-60M
214	2-1/2	126179	FC-SCM-208
	2-11/16	124729	FC-SC-211
	70mm	125872	FC-SC-70M

@ Assembled to order

FEATURE/BENEFITS SETScrew BALL BEARINGS PAGE B2-2	HOW TO ORDER/ NOMENCLATURE PAGE B2-4	SELECTION PAGE B2-5	
---	--	------------------------	--

SELECTION/DIMENSIONS



Setscrew Ball Bearings

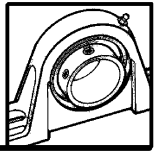
SC NORMAL DUTY PILOTED FLANGE BEARINGS

Series	Shaft Size	Weight - lbs. kgs.	A	B	C	D	D
206	1-1/16	3.2	1-25/64	4-3/8	1-1/2	3-5/8	3-5/8
	1-1/8	3.1					
	1-3/16	3.0					
	1-1/4	2.9					
	30mm	1.3					
207	1-1/4	4.2	1-17/32	5	1-49/64	4-1/8	4-1/8
	1-5/16	4.1					
	1-3/8	4.0					
	1-7/16	3.9					
	35mm	1.8					
208	1-1/2	4.6	1-11/16	5-1/4	1-57/64	4-3/8	4-3/8
	1-5/8	4.5					
	40mm	2.0					
209	1-5/8	5.6	1-23/32	5-3/4	1-57/64	4-3/4	4-3/4
	1-11/16	5.5					
	1-3/4	5.4					
	45mm	2.4					
210	1-15/16	6.4	1-3/4	6-1/8	1-61/64	5-1/8	5-1/8
	2	6.3					
	50mm	2.9					
211	2	7.3	1-27/32	6-3/8	2-7/32	5-3/8	5-3/8
	2-3/16	7.2					
	2-1/4	7.1					
	55mm	3.3					
212	2-1/4	9.6	1-63/64	7-1/8	2-29/64	6	6
	2-7/16	9.5					
	60mm	4.3					
214	2-1/2	13.0	2-15/64	7-5/8	2-49/64	6-1/2	6-1/2
	2-11/16	12.9					
	70mm	5.5					

Series	Shaft Size	E	F Bolt Dia.	G	H	K*	L
206	1-1/16	1/4	3/8	1-1/4	13/16	3	1-37/64
	1-1/8						
	1-3/16						
	1-1/4						
	30mm	6.4					
207	1-1/4	3/8	3/8	1-25/64	27/32	3-3/8	1-27/32
	1-5/16						
	1-3/8						
	35mm	9.5					
208	1-1/2	7/16	7/16	1-29/64	57/64	3-5/8	2-3/64
	1-5/8						
	40mm	11.1					
209	1-5/8	7/16	1/2	1-29/64	29/32	4	2-7/32
	1-11/16						
	1-3/4						
	45mm	11.1					
210	1-15/16	15/32	1/2	1-31/64	59/64	4-1/4	2-7/16
	2						
	50mm	11.9					
211	2	5/8	1/2	1-19/32	1	4-1/2	2-23/32
	2-3/16						
	2-1/4						
	55mm	15.9					
212	2-1/4	7/8	1/2	1-37/64	1	5	2-31/32
	2-7/16						
	60mm	22.2					
214	2-1/2	1-1/8	1/2	1-41/64	1-1/16	5-1/2	3-5/16
	2-11/16						
	70mm	28.6					

* +0.000" -0.002"

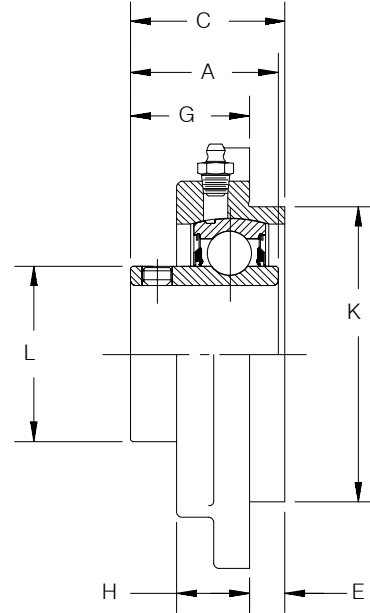
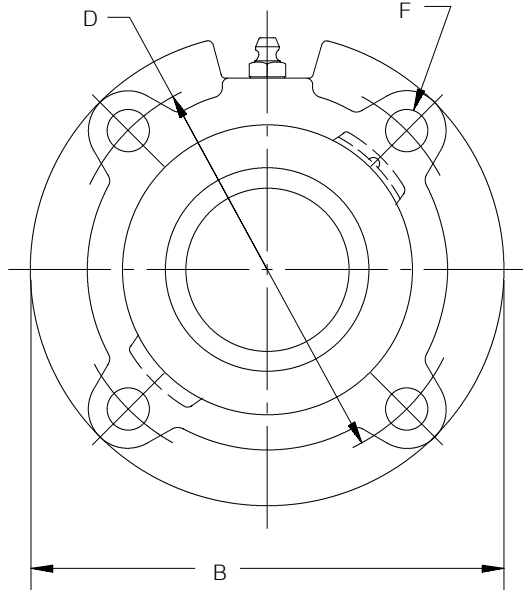
DIMENSIONS SC INSERTS PAGE B2-108	MODIFICATIONS PAGE B2-119	RELATED PRODUCTS PAGE B2-43	
---	------------------------------	--------------------------------	--



SELECTION/DIMENSIONS

Setscrew Ball Bearings

SCM MEDIUM DUTY PILOTED FLANGE BEARINGS



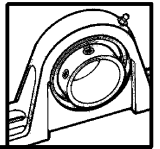
Series	Shaft Size	Part Number	Description
206	1 25mm	126167 125940	FC-SCM-100 FC-SCM-25M
207	1-3/16 1-1/4 30mm	126168 124224 125941	FC-SCM-103 FC-SC-104 FC-SCM-30M
208	1-7/16 1-1/2 35mm	126170 126171 125942	FC-SCM-107 FC-SCM-108 FC-SCM-35M
209	1-1/2 1-5/8 40mm	@ 125943	FC-SCM-108L FC-SC-110L FC-SCM-40M
210	1-11/16 1-3/4 45mm	126172 126173 125944	FC-SCM-111 FC-SCM-112 FC-SCM-45M

Series	Shaft Size	Part Number	Description
211	1-15/16 2 50mm	126174 126175 125945	FC-SCM-115 FC-SCM-200 FC-SCM-50M
212	2-3/16 2-1/4 55mm	126176 126177 125946	FC-SCM-203 FC-SCM-204 FC-SCM-55M
214	2-7/16 2-1/2 65mm	126178 126179 125947	FC-SCM-207 FC-SCM-208 FC-SCM-65M
216	2-15/16 3 75mm	126180 126182 125948	FC-SCM-215 FC-SCM-300 FC-SCM-75M
218	3-7/16 3-1/2 85mm	126183 126184 125949	FC-SCM-307 FC-SCM-308 FC-SCM-85M

@ Assemble to order.

FEATURE/BENEFITS SETSCREW BALL BEARINGS PAGE B2-2	HOW TO ORDER/ NOMENCLATURE PAGE B2-4	SELECTION PAGE B2-5	
---	--	------------------------	--

SELECTION/DIMENSIONS



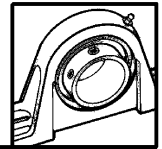
Setscrew Ball Bearings

SCM MEDIUM DUTY PILOTED FLANGE BEARINGS

Series	Shaft Size	Weight lbs. kgs.	A	B	C	D	E	F Bolt Dia.	G	H	K*	L
206	1 25mm	3.3	1-25/64	4-3/8	1-1/2	3-5/8	1/4	3/8	1-1/4	13/16	3	1-37/64
		1.4	35.3	111.1	38.1	92.1	6.4	M10	31.8	20.6	76.2	40.1
207	1-3/16 1-1/4 30mm	4.2	1-17/32	5	1-49/64	4-1/8	3/8	3/8	1-25/64	27/32	3-3/8	1-27/32
		4.2	38.9	127.0	44.8	104.8	9.5	M10	35.3	21.4	85.7	46.8
		1.9										
208	1-7/16 1-1/2 35mm	4.8	1-11/16	5-1/4	1-57/64	4-3/8	7/16	7/16	1-29/64	57/64	3-5/8	2-3/64
		4.6	42.9	133.4	48.0	111.1	11.1	M12	36.9	22.6	92.1	52.0
		2.1										
209	1-1/2 1-5/8 40mm	5.6	1-23/32	5-3/4	1-57/64	4-3/4	7/16	1/2	1-29/64	29/32	4	2-7/32
		5.6	43.7	146.1	48.0	120.7	11.1	M12	36.9	23.0	101.6	56.4
		2.5										
210	1-11/16 1-3/4 45mm	6.4	1-3/4	6-1/8	1-61/64	5-1/8	15/32	1/2	1-31/64	59/64	4-1/4	2-7/16
		6.3	44.5	155.6	49.6	130.2	11.9	M12	37.7	23.4	108.0	61.9
		2.9										
211	1-15/16 2 50mm	7.6	1-27/32	6-3/8	2-7/32	5-3/8	5/8	1/2	1-19/32	1	4-1/2	2-23/32
		7.4	46.8	161.9	56.4	136.5	15.9	M12	40.5	25.4	114.3	69.1
		3.4										
212	2-3/16 2-1/4 55mm	9.5	1-63/64	7-1/8	2-29/64	6	7/8	1/2	1-37/64	1	5	2-31/32
		9.8	50.4	181.0	62.3	152.4	22.2	M12	40.1	25.4	127.0	75.4
		4.4										
214	2-7/16 2-1/2 65mm	13.2	2-15/64	7-5/8	2-49/64	6-1/2	1-1/8	1/2	1-41/64	1-1/16	5-1/2	3-5/16
		13.0	56.8	193.7	70.2	165.1	28.6	M12	41.7	27.0	139.7	84.1
		5.9										
216	2-15/16 3 75mm	18.8	2-11/64	8-3/4	3-1/32	7-1/2	1-1/4	5/8	1-25/64	1-3/16	6-3/8	3-53/64
		18.6	57.9	222.3	77.0	190.5	31.8	M16	35.3	30.2	161.9	92.1
		8.5										
218	3-7/16 3-1/2 85mm	28.7	2-31/64	10-1/4	3-19/64	8-5/8	1-1/8	3/4	2-11/64	1-5/8	7-3/8	4-23/64
		28.5	0.0	260.4	83.7	219.1	34.9	M18	55.2	41.3	187.3	0.0
		13.5										

* +.000-.002"

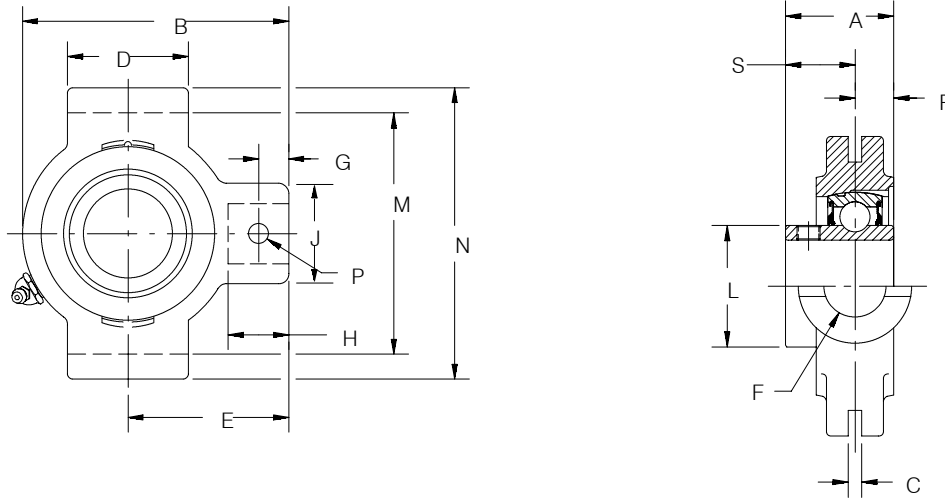
MODIFICATIONS PAGE B2-119	RELATED PRODUCTS PAGE B2-43		
------------------------------	--------------------------------	--	--



SELECTION/DIMENSIONS

Setscrew Ball Bearings

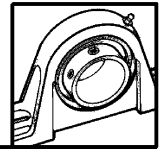
SC NORMAL DUTY NARROW SLOT TAKE-UP BEARINGS



Series	Shaft Size	Standard		Sealed For Life	
		Part Number	Description	Part Number	Description
204	1/2	125328	NSTU-SC-008	@	NSTU-SC-008-NL
	5/8	125329	NSTU-SC-010	@	NSTU-SC-010-NL
	3/4	125050	NSTU-SC-012	@	NSTU-SC-012-NL
	20mm	125900	NSTU-SC-20M	@	NSTU-SC-20M-NL
205	7/8	125365	NSTU-SC-014	@	NSTU-SC-014-NL
	15/16	125051	NSTU-SC-015	@	NSTU-SC-015-NL
	1	125052	NSTU-SC-100	125054	NSTU-SC-100-NL
	25mm	125901	NSTU-SC-25M	@	NSTU-SC-25M-NL
206	1-1/16	125366	NSTU-SC-101	@	NSTU-SC-101-NL
	1-1/8	125367	NSTU-SC-102	@	NSTU-SC-102-NL
	1-3/16	125153	NSTU-SC-103	052194	NSTU-SC-103-NL
	1-1/4	123174	NSTU-SC-104S	@	NSTU-SC-104S-NL
207	30mm	125902	NSTU-SC-30M	@	NSTU-SC-30M-NL
	1-1/4	125154	NSTU-SC-104	@	NSTU-SC-104-NL
	1-5/16	125368	NSTU-SC-105	@	NSTU-SC-105-NL
	1-3/8	125369	NSTU-SC-106	125378	NSTU-SC-106-NL
208	1-7/16	125155	NSTU-SC-107	052199	NSTU-SC-107-NL
	35mm	125903	NSTU-SC-35M	@	NSTU-SC-35M-NL
	1-1/2	125156	NSTU-SC-108	@	NSTU-SC-108-NL
	1-5/8	125370	NSTU-SC-110	@	NSTU-SC-110-NL
209	40mm	125904	NSTU-SC-40M	@	NSTU-SC-40M-NL
	1-5/8	@	NSTU-SC-110L	@	NSTU-SC-110L-NL
	1-11/16	125157	NSTU-SC-111	052939	NSTU-SC-111-NL
	1-3/4	125371	NSTU-SC-112	@	NSTU-SC-112-NL
210	45mm	125905	NSTU-SC-45M	@	NSTU-SC-45M-NL
	1-15/16	125158	NSTU-SC-115	125159	NSTU-SC-115-NL
	2	125372	NSTU-SC-200	@	NSTU-SC-200-NL
	50mm	125906	NSTU-SC-50M	@	NSTU-SC-50M-NL
211	2	135171	NSTU-SCM-200	@	NSTU-SCM-200-NL
	2-3/16	125160	NSTU-SC-203	@	NSTU-SC-203-NL
	2-1/4	125373	NSTU-SC-204	@	NSTU-SC-204-NL
	55mm	125907	NSTU-SC-55M	@	NSTU-SC-55M-NL
212	2-1/4	135172	NSTU-SCM-204	@	NSTU-SCM-204-NL
	2-7/16	125162	NSTU-SC-207	@	NSTU-SC-207-NL
	60mm	125908	NSTU-SC-60M	@	NSTU-SC-60M-NL

@ Assemble to order.

FEATURE/BENEFITS SETSCREW BALL BEARINGS PAGE B2-2	HOW TO ORDER/ NOMENCLATURE PAGE B2-4	SELECTION PAGE B2-5	
---	--	------------------------	--



SELECTION/DIMENSIONS

Setscrew Ball Bearings

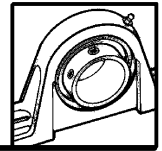
SC NORMAL DUTY NARROW SLOT TAKE-UP BEARINGS

Series	Shaft Size	Weight lbs. kgs.	Take-Up Frame No. Ref.	A	B	C *	D	E	F Screw Dia	G	H	J	L	M #	N	P Pin Dia	R	S
204	1/2	1.6	NS210	1-5/32	3-1/2	1/4	1-1/2	2-3/16	3/4	7/16	7/8	1-3/8	1-1/8	2-5/8	3-1/8	5/16	27/64	47/64
	5/8	1.5		29.4	88.9	6.4	38.1	55.6	19.1	11.1	22.2	34.9	28.6	66.7	79.4	7.9	10.7	18.7
205	3/4	1.4	NS210	1-3/16	3-9/16	1/4	1-1/2	2-3/16	3/4	7/16	7/8	1-3/8	1-21/64	2-5/8	3-1/8	5/16	27/64	49/64
	1	1.5		30.2	90.5	6.4	38.1	55.6	19.1	11.1	22.2	34.9	33.7	66.7	79.4	7.9	10.7	19.4
206	20mm	0.8	NS308	1-1/16	4-5/16	1/4	2-1/2	2-11/16	3/4	1/2	15/16	1-3/8	1-37/64	3-1/2	4-1/8	5/16	31/64	29/32
	1-1/8	2.9		1-25/64	4-5/16	1/4	2-1/2	2-11/16	3/4	1/2	15/16	1-3/8	1-37/64	3-1/2	4-1/8	5/16	31/64	29/32
207	1-3/16	2.7	NS308	1-1/4	4-1/2	1/4	2-1/2	2-11/16	3/4	1/2	15/16	1-3/8	1-27/32	3-1/2	4-1/8	5/16	1/2	1-1/32
	1	2.8		1-17/32	4-1/2	1/4	2-1/2	2-11/16	3/4	1/2	15/16	1-3/8	1-27/32	3-1/2	4-1/8	5/16	1/2	1-1/32
208	1-7/16	2.6	NS400	1-11/16	5-3/8	5/16	3	3-1/4	7/8	21/32	1-5/32	1-5/8	2-3/64	4	4-3/4	3/8	19/32	1-3/32
	1-1/4	4.7		1-11/16	5-3/8	5/16	3	3-1/4	7/8	21/32	1-5/32	1-5/8	2-3/64	4	4-3/4	3/8	19/32	1-3/32
209	1-3/8	4.6	NS400	1-23/32	5-7/16	5/16	3	3-1/4	7/8	23/32	1-7/32	1-5/8	2-7/32	4	4-3/4	3/8	19/32	1-1/8
	1-7/16	4.9		1-23/32	5-7/16	5/16	3	3-1/4	7/8	23/32	1-7/32	1-5/8	2-7/32	4	4-3/4	3/8	19/32	1-1/8
210	30mm	1.2	NS400	1-3/4	5-1/2	5/16	3	3-1/4	7/8	21/32	1-5/32	1-5/8	2-7/16	4	4-3/4	3/8	19/32	1-5/32
	2	4.9		1-3/4	5-1/2	5/16	3	3-1/4	7/8	21/32	1-5/32	1-5/8	2-7/16	4	4-3/4	3/8	19/32	1-5/32
211	2	4.8	NS407	1-27/32	6-1/8	5/16	3-1/2	3-5/8	1	11/16	1-9/32	1-3/4	2-23/32	4-7/16	5-3/8	7/16	5/8	1-7/32
	2-3/16	6.8		1-27/32	6-1/8	5/16	3-1/2	3-5/8	1	11/16	1-9/32	1-3/4	2-23/32	4-7/16	5-3/8	7/16	5/8	1-7/32
212	2-1/4	6.6	NS415	1-63/64	6-11/16	5/16	3-3/4	3-7/8	1	11/16	1-9/32	1-5/8	2-31/32	4-15/16	5-3/4	7/16	43/64	1-5/16
	2-1/4	8.7		1-63/64	6-11/16	5/16	3-3/4	3-7/8	1	11/16	1-9/32	1-5/8	2-31/32	4-15/16	5-3/4	7/16	43/64	1-5/16
212	2-7/16	8.4	NS415	50.4	169.9	7.9	95.3	98.4	25.4	17.5	32.5	41.3	75.4	125.4	146.1	11.1	17.1	33.3
	60mm	4.9		50.4	169.9	7.9	95.3	98.4	25.4	17.5	32.5	41.3	75.4	125.4	146.1	11.1	17.1	33.3

* +or - .015"

-0.020 +0.010"

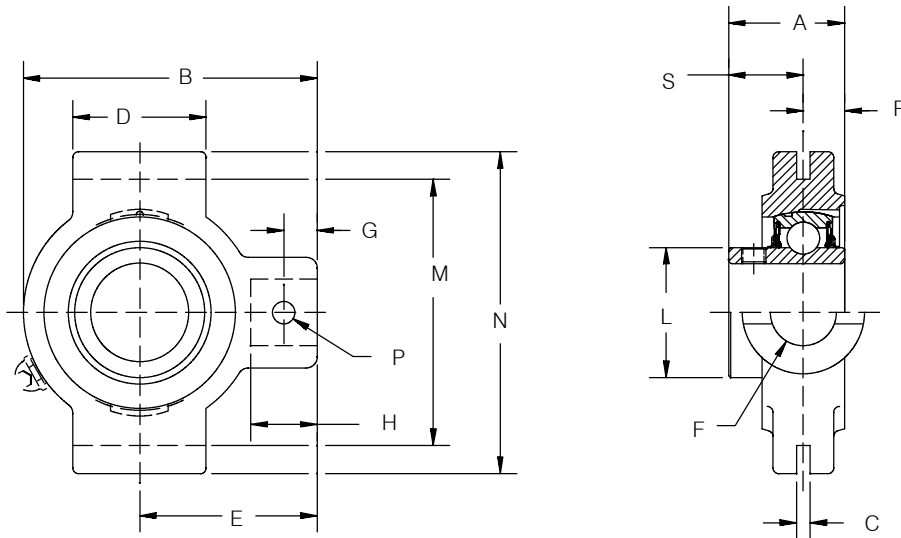
DIMENSIONS SC INSERTS PAGE B2-108	MODIFICATIONS PAGE B2-119	RELATED PRODUCTS PAGE B2-43	SELECTION/DIMENSIONS NARROW SLOT TAKE-UP FRAMES PAGE B13-8
---	------------------------------	--------------------------------	--



SELECTION/DIMENSIONS

Setscrew Ball Bearings

SCEZ AND SCNP NORMAL DUTY COATED NARROW SLOT TAKE-UP BEARINGS



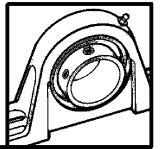
Series	Shaft Size	Nickel Plated				Nylon Coated			
		Part Number	With Flingers Description	Part Number	Corr. Resistant Insert Description	Part Number	With Flingers Description	Part Number	Corr. Resistant Insert Description
204	5/8 3/4	052580 125020	NSTU-SCNP-010 NSTU-SCNP-012	@ 057380	NSTU-SCNP-010-CR* NSTU-SCNP-012-CR	@ 050093	NSTU-SCEZ-010-NY NSTU-SCEZ-012-NY	@ @	NSTU-SCEZ-010-NYCR* NSTU-SCEZ-012-NYCR
205	15/16 1	125058 125022	NSTU-SCNP-015 NSTU-SCNP-100	@ 125045	NSTU-SCNP-015-CR* NSTU-SCNP-100-CR	@ 050097	NSTU-SCEZ-015-NY NSTU-SCEZ-100-NY	@ 052228	NSTU-SCEZ-015-NYCR NSTU-SCEZ-100-NYCR
206	1-3/16 1-1/4	125023 @	NSTU-SCNP-103 NSTU-SCNP-104S	057161 @	NSTU-SCNP-103-CR NSTU-SCNP-104S-CR	052281 050099	NSTU-SCEZ-103-NY NSTU-SCEZ-104S-NY	@ @	NSTU-SCEZ-103-NYCR NSTU-SCEZ-104S-NYCR
207	1-1/4 1-3/8 1-7/16	125024 125374 125025	NSTU-SCNP-104 NSTU-SCNP-106 NSTU-SCNP-107	@ @ @	NSTU-SCNP-104-CR NSTU-SCNP-106-CR* NSTU-SCNP-107-CR	050100 050102	NSTU-SCEZ-104-NY NSTU-SCEZ-106-NY NSTU-SCEZ-107-NY	@ @ @	NSTU-SCEZ-104-NYCR NSTU-SCEZ-106-NYCR* NSTU-SCEZ-107-NYCR
208	1-1/2 1-5/8	125026 125375	NSTU-SCNP-108 NSTU-SCNP-110	@ @	NSTU-SCNP-108-CR NSTU-SCNP-110-CR*	@ @	NSTU-SCEZ-108-NY NSTU-SCEZ-110-NY	@ @	NSTU-SCEZ-108-NYCR NSTU-SCEZ-110-NYCR*
209	1-11/16	125152	NSTU-SCNP-111	@	NSTU-SCNP-111-CR	@	NSTU-SCEZ-115-NY	@	NSTU-SCEZ-115-NYCR
210	1-15/16	125027	NSTU-SCNP-115	054453	NSTU-SCNP-115-CR	@	NSTU-SCEZ-115-NY	051799	NSTU-SCEZ-115-NYCR
211	2-3/16	125033	NSTU-SCNP-203	@	NSTU-SCNP-203-CR*	@	NSTU-SCEZ-203-NY	@	NSTU-SCEZ-203-NYCR*

@ Assemble to order

* 20 piece minimum order

FEATURE/BENEFITS SETSCREW BALL BEARINGS PAGE B2-2	HOW TO ORDER/ NOMENCLATURE PAGE B2-4	SELECTION PAGE B2-5	DIMENSIONS NARROW SLOT TAKE-UP BEARINGS PAGE B13-8
---	--	------------------------	--

SELECTION/DIMENSIONS



Setscrew Ball Bearings

SCEZ AND SCNP NORMAL DUTY COATED NARROW SLOT TAKE-UP BEARINGS

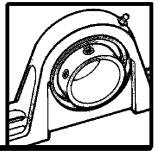
Series	Shaft Size	Weight lbs.	Take-Up Frame Size	A	B	C*	D	E	F Screw Dia.	G
204	5/8 3/4	1.5 1.4	NS210	1-5/32	3-1/2	1/4	1-1/2	2-3/16	3/4	7/16
205	15/16 1	1.6 1.5	NS210	1-3/16	3-9/16	1/4	1-1/2	2-3/16	3/4	7/16
206	1-3/16 1-1/4	2.7 2.6	NS308	1-25/64	4-5/16	1/4	2-1/2	2-11/16	3/4	1/2
207	1-1/4 1-3/8 1-7/16	2.8 2.6 2.5	NS308	1-17/32	4-1/2	1/4	2-1/2	2-11/16	3/4	1/2
208	1-1/2 1-5/8	4.7 4.6	NS400	1-11/16	5-3/8	5-16	3	3-1/4	7/8	21/32
209	1-11/16	4.8	NS400	1-23/32	5-7/16	5/16	3	3-1/4	7/8	23/32
210	1-15/16	4.9	NS400	1-3/4	5-1/2	5/16	3	3-1/4	7/8	21/32
211	2-3/16	6.6	NS408	1-27/32	6-1/8	5-16	3-1/2	3-5/8	1	11/16

* + or.015"

Series	Shaft Size	H	J	L	M#	N	P Pin Dia.	R	S
204	5/8 3/4	7/8	1-3/8	1-1/8	2-5/8	3-1/8	5-16	27/64	47/64
205	15/16 1	7/8	1-3/8	1-21/64	2-5/8	3-1/8	5/16	27/64	49/64
206	1-3/16 1-1/4	15/16	1-3/8	1-37/64	3-1/2	4-1/8	5-16	31-64	29/32
207	1-1/4 1-3/8 1-7/16	15/16	1-3/8	1-27/32	3-1/2	4-1/8	5/16	1/2	1-1/32
208	1-1/2 1-5/8	1-5/32	1-5/8	2-3/64	4	4-3/4	3/8	19/32	1-3/32
209	1-11/16	1-7/32	1-5/8	2-7/32	4	4-3/4	3/8	19/32	1-1/8
210	1-15/16	1-7/32	1-5/8	2-7/16	4	4-3/4	3/8	19/32	1-5/32
211	2-3/16	1-9/32	1-3/4	2-23/32	4-7/16	5-3/8	7/16	43/64	1-5/16

+.010, -.020"

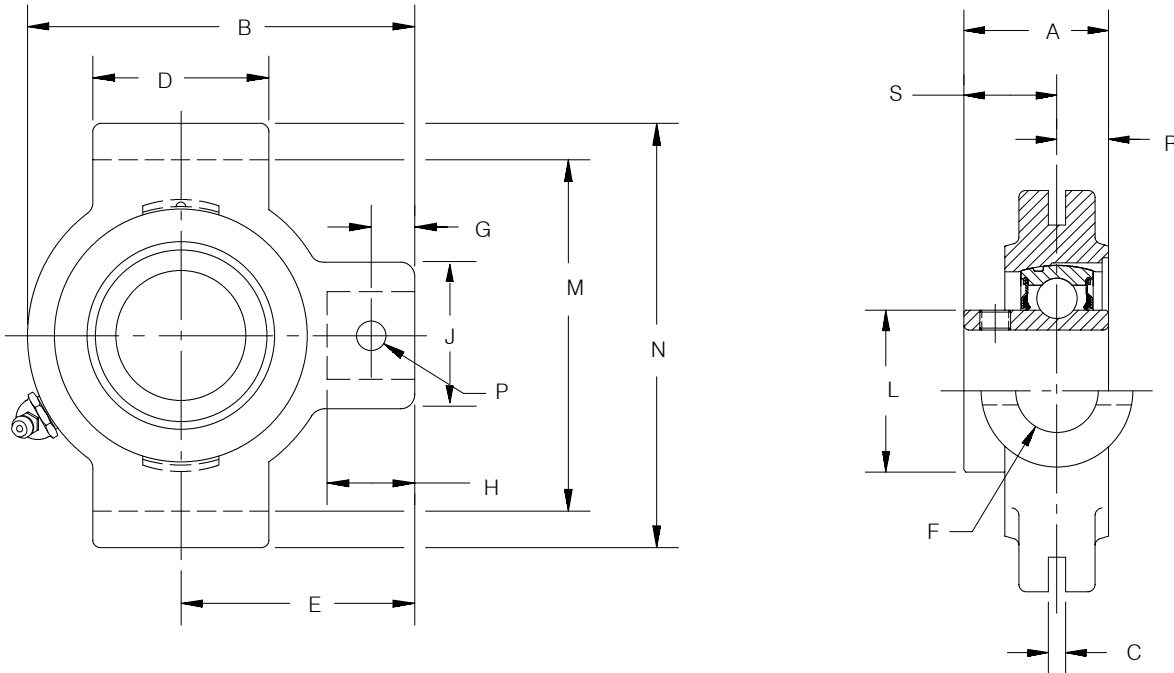
FEATURE/BENEFITS SETSCREW BALL BEARINGS PAGE B2-2	HOW TO ORDER/ NOMENCLATURE PAGE B2-4	SELECTION PAGE B2-5	DIMENSIONS NARROW SLOT TAKE-UP BEARINGS PAGE B13-8
---	--	------------------------	--



SELECTION/DIMENSIONS

Setscrew Ball Bearings

SCM MEDIUM DUTY NARROW SLOT TAKE-UP BEARINGS

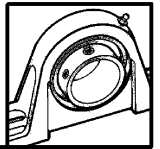


Series	Shaft Size	Part Number	Description
206	1 25mm	135102 125980	NSTU-SCM-100 NSTU-SCM-25M
207	1-3/16 1-1/4 30mm	135081 125154 125981	NSTU-SCM-103 NSTU-SC-104 NSTU-SCM-30M
208	1-7/16 35mm	135105 125982	NSTU-SCM-107 NSTU-SCM-35M
209	1-1/2 1-5/8 40mm	135106 @ 125983	NSTU-SCM-108 NSTU-SC-100L NSTU-SCM-40M
210	1-11/16 1-3/4 45mm	135107 135170 125984	NSTU-SCM-111 NSTU-SCM-112 NSTU-SCM-45M
211	1-15/16 2 50mm	135109 135171 125985	NSTU-SCM-115 NSTU-SCM-200 NSTU-SCM-50M
212	2-3/16 2-1/4 55mm	135111 135172 125986	NSTU-SCM-203 NSTU-SCM-204 NSTU-SCM-55M

@ Assembled to order * + or -.015", + or -.38mm

FEATURE/BENEFITS SETScrew BALL BEARINGS PAGE B2-2	HOW TO ORDER/ NOMENCLATURE PAGE B2-4	SELECTION PAGE B2-5	
---	--	------------------------	--

SELECTION/DIMENSIONS



Setscrew Ball Bearings

SCM MEDIUM DUTY NARROW SLOT TAKE-UP BEARINGS

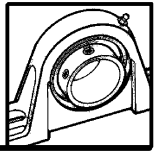
Series	Shaft Size	Weight lbs. kgs.	Take-Up Frame No. Ref.	A	B	C*	D	E	F Screw Dia.
206	1 25mm	3.0 1.2	NS308	1-25/64 35.3	4-5/16 109.5	1/4 6.4	2-1/2 63.5	2-11/16 68.3	3/4 19.1
207	1-3/16 1-1/4 30mm	2.9 2.8 1.3	NS308	1-17/32 38.9	4-1/2 114.3	1/4 6.4	2-1/2 63.5	2-11/16 68.3	3/4 19.1
208	1-7/16 35mm	4.7 2.2	NS400	1-11/16 42.9	5-3/8 136.5	5/16 7.9	3 76.2	3-1/4 82.6	7/8 22.2
209	1-1/2 1-5/8 40mm	5.0 4.9 2.3	NS400	1-23/32 43.7	5-7/16 138.1	5/16 7.9	3 76.2	3-1/4 82.6	7/8 22.2
210	1-11/16 1-3/4 45mm	5.3 5.2 2.4	NS400	1-3/4 44.5	5-1/2 139.7	5/16 7.9	3 76.2	3-1/4 82.6	7/8 22.2
211	1-15/16 2 50mm	7.0 6.8 3.2	NS407	1-27/32 46.8	6-1/8 155.6	5/16 7.9	3-1/2 88.9	3-5/8 92.1	1 25.4
212	2-3/16 2-1/4 55mm	8.9 8.7 4.0	NS415	1-63/64 50.4	6-11/16 169.9	5/16 7.9	3-3/4 95.3	3-7/8 98.4	1 25.4

+ or -.015", + or -.38mm

Series	Shaft Size	G	H	J	L	M#	N	P Pin Dia.	R	S
206	1 25mm	1/2 12.7	15/16 23.8	1-3/8 34.9	1-37/64 40.1	3-1/2 88.9	4-1/8 104.8	5/16 7.9	31/64 12.3	29/32 23.0
207	1-3/16 1-1/4 30mm	1/2 12.7	15/16 23.8	1-3/8 34.9	1-27/32 46.8	3-1/2 88.9	4-1/8 104.8	5/16 7.9	1/2 12.7	1-1/32 26.2
208	1-7/16 35mm	21/32 16.7	1-5/32 29.4	1-5/8 41.3	2-3/64 52.0	4 101.6	4-3/4 120.7	3/8 9.5	19/32 15.1	1-3/32 27.8
209	1-1/2 1-5/8 40mm	23/32 18.3	1-7/32 31.0	1-5/8 41.3	2-7/32 56.4	4 101.6	4-3/4 120.7	3/8 9.5	19/32 15.1	1-1/8 28.6
210	1-11/16 1-3/4 45mm	21/32 16.7	1-7/32 31.0	1-5/8 41.3	2-7/16 61.9	4 101.6	4-3/4 120.7	3/8 9.5	19/32 15.1	1-5/32 29.4
211	1-15/16 2 50mm	11/16 17.5	1-9/32 32.5	1-3/4 44.5	2-23/32 69.1	4-7/16 112.7	5-3/8 136.5	7/16 11.1	5/8 15.9	1-7/32 31.0
212	2-3/16 2-1/4 55mm	11/16 17.5	1-9/32 32.5	1-5/8 41.3	2-31/32 75.4	4-15/16 125.4	5-3/4 146.1	7/16 11.1	43/64 17.1	1-5/16 33.3

* +.010, -.020" + .25mm, -.50mm

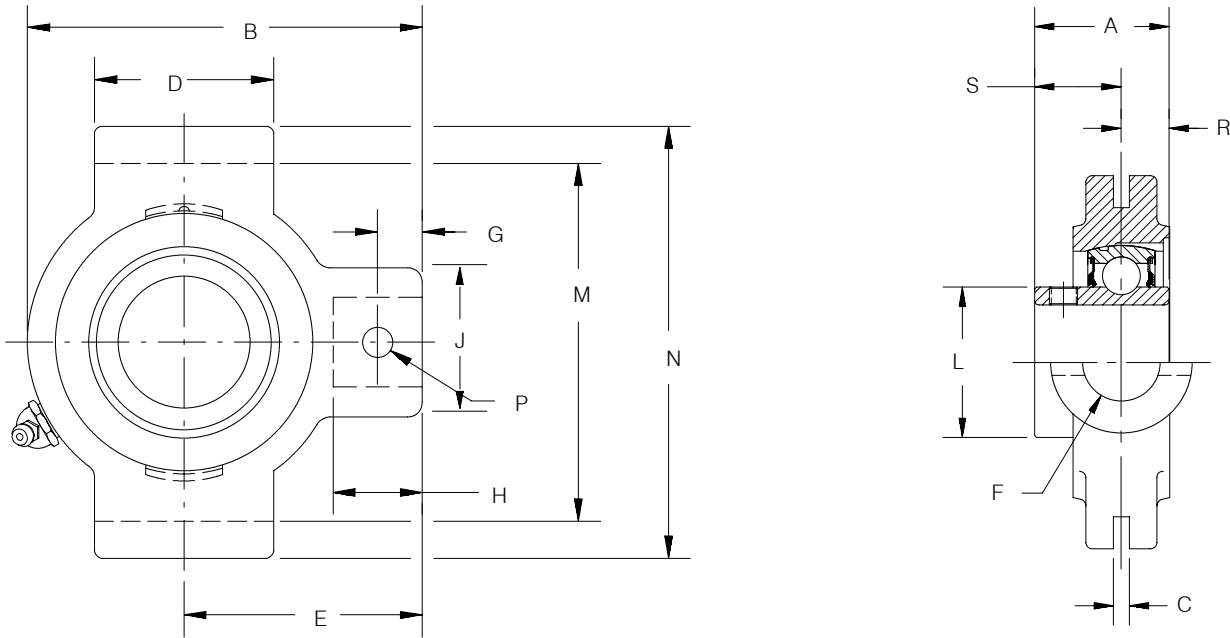
MODIFICATIONS PAGE B2-119	RELATED PRODUCTS PAGE B2-43	SELECTION/DIMENSIONS NARROW SLOT TAKE-UP FRAMES PAGE B13-8
------------------------------	--------------------------------	--



SELECTION/DIMENSIONS

Setscrew Ball Bearings

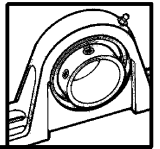
VSC INTERMEDIATE DUTY NARROW SLOT TAKE-UP BEARINGS



Series	Shaft Size	Part Number	Description
204	3/4	125533	NSTU-VSC-012
205	7/8 15/16 1	125534	NSTU-VSC-014
		125535	NSTU-VSC-015
		125536	NSTU-VSC-100
206	1-1/8 1-3/16 1-1/4	125537	NSTU-VSC-102
		125538	NSTU-VSC-103
		125540	NSTU-VSC-104S
207	1-1/4 1-3/8 1-7/16	125539	NSTU-VSC-104
		125541	NSTU-VSC-106
		123680	NSTU-VSC-107
208	1-1/2	125542	NSTU-VSC-108
209	1-11/16 1-3/4	125543	NSTU-VSC-111
		125544	NSTU-VSC-112
210	1-15/16 2	125545	NSTU-VSC-115
		125546	NSTU-VSC-200
211	2 2-3/16	125547	NSTU-VSC-200L
		125548	NSTU-VSC-203

FEATURE/BENEFITS SETScrew BALL BEARINGS PAGE B2-2	HOW TO ORDER/ NOMENCLATURE PAGE B2-4	SELECTION PAGE B2-5	DIMENSIONS VSC INSERTS PAGE B2-116
---	--	------------------------	--

SELECTION/DIMENSIONS



Setscrew Ball Bearings

VSC INTERMEDIATE DUTY NARROW SLOT TAKE-UP BEARINGS

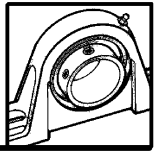
Series	Shaft Size	Weight lbs.	Take-Up Frame No. Ref.	A	B	C*	D	E	F Screw Dia.	G
204	3/4	1.25	NS210	1-1/16	3-1/2	1/4	1-1/2	2-3/16	3/4	7/16
205	7/8 15/16 1	1.68 1.58 1.48	NS210	1-3/32	3-9/16	1/4	1-1/2	2-3/16	3/4	7/16
206	1-1/8 1-3/16 1-1/4	2.78 2.58 2.48	NS308	1-19/64	4-5/16	1/4	2-1/2	2-11/16	3/4	1/2
207	1-1/4 1-3/8 1-7/16	2.78 2.58 2.48	NS308	1-7/16	4-1/2	1/4	2-1/2	2-11/16	3/4	1/2
208	1-1/2	4.68	NS400	1-9/16	5-3/8	5/16	3	3-1/4	7/8	21/32
209	1-11/16 1-3/4	4.78 4.68	NS400	1-19/32	5-7/16	5/16	3	3-1/4	7/8	23/32
210	1-15/16 2	4.88 4.78	NS400	1-5/8	5-1/2	5/16	3	3-1/4	7/8	21/32
211	2 2-3/16	6.78 6.58	NS407	1-23/32	6-1/8	5/16	3-1/2	3-5/8	1	11/16

* + or -.015"

Series	Shaft Size	H	J	L	M#	N	P Pin Dia.	R	S
204	3/4	7/8	1-3/8	1-1/8	2-5/8	3-1/8	5/16	21/64	47/64
205	7/8 15/16 1	7/8	1-3/8	1-21/64	2-5/8	3-1/8	5/16	21/64	49/64
206	1-1/8 1-3/16 1-1/4	15/16	1-3/8	1-37/64	3-1/2	4-1/8	5/16	25/64	29/32
207	1-1/4 1-3/8 1-7/16	15/16	1-3/8	1-27/32	3-1/2	4-1/8	5/16	13/32	1-1/32
208	1-1/2	1-5/32	1-5/8	2-3/64	4	4-3/4	3/8	15/32	1-3/32
209	1-11/16 1-3/4	1-7/32	1-5/8	2-7/32	4	4-3/4	3/8	15/32	1-1/8
210	1-15/16 2	1-7/32	1-5/8	2-7/16	4	4-3/4	3/8	15/32	1-5/32
211	2 2-3/16	1-9/32	1-3/4	2-23/32	4-7/16	5-3/8	7/16	1/2	1-7/32

-+/010. -.020"

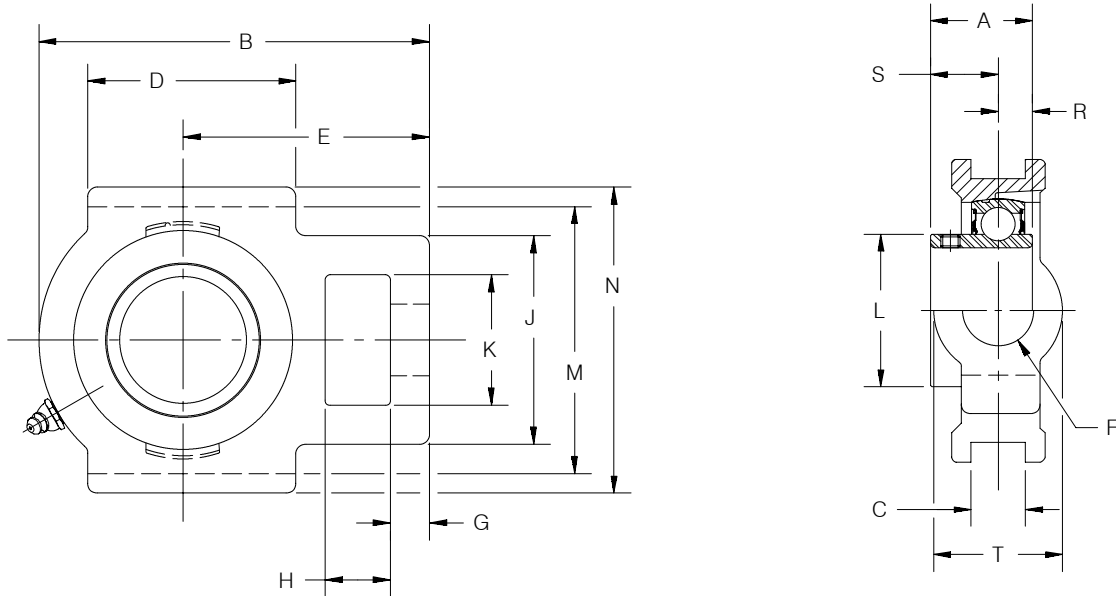
MODIFICATIONS PAGE B2-119	RELATED PRODUCTS PAGE B2-43	SELECTION/DIMENSIONS NARROW SLOT TAKE-UP FRAMES PAGE B13-8	
------------------------------	--------------------------------	--	--



SELECTION/DIMENSIONS

Setscrew Ball Bearings

SC NORMAL DUTY WIDE SLOT TAKE-UP BEARINGS

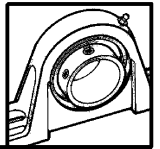


Series	Shaft Size	Part Number	Description
204	1/2	125343	WSTU-SC-008
	5/8	125344	WSTU-SC-010
	3/4	125010	WSTU-SC-012
	20mm	125910	WSTU-SC-20M
205	7/8	125356	WSTU-SC-014
	15/16	125011	WSTU-SC-015
	1	125012	WSTU-SC-100
	25mm	125911	WSTU-SC-25M
206	1-1/16	125357	WSTU-SC-101
	1-1/8	125358	WSTU-SC-102
	1-3/16	125113	WSTU-SC-103
	1-1/4	123175	WSTU-SC-104S
207	30mm	125912	WSTU-SC-30M
	1-1/4	125360	WSTU-SC-104
	1-5/16	125359	WSTU-SC-105
	1-3/8	125361	WSTU-SC-106
208	1-7/16	125114	WSTU-SC-107
	35mm	125913	WSTU-SC-35M
	1-1/2	125120	WSTU-SC-108
	1-5/8	125355	WSTU-SC-110
	40mm	125914	WSTU-SC-40M

@ Assemble to order.

FEATURE/BENEFITS SETScrew BALL BEARINGS PAGE B2-2	HOW TO ORDER/ NOMENCLATURE PAGE B2-4	SELECTION PAGE B2-5	
---	--	------------------------	--

SELECTION/DIMENSIONS



Setscrew Ball Bearings

SC NORMAL DUTY WIDE SLOT TAKE-UP BEARINGS

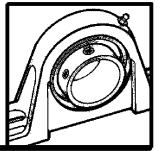
Series	Shaft Size	Weight lbs. kgs.	Take-Up Frame No. Ref.	A	B	C*	D	E	F Screw Dia.
204	1/2	2.1	WS300	1-5/32	3-11/16	17/32	2	2-3/8	5/8
	5/8	2.0		29.4	93.7	13.5	50.8	60.3	15.9
	3/4	1.9							
	20mm	0.9							
205	7/8	2.2	WS300	1-3/16	3-13/16	17/32	2	2-7/16	5/8
	15/16	2.1		30.2	96.8	13.5	50.8	61.9	15.9
	1	2.0							
	25mm	1.0							
206	1-1/16	3.1	WS308	1-25/64	4-3/8	17/32	2-1/4	2-3/4	3/4
	1-1/8	3.0		35.3	111.1	13.5	57.2	69.9	19.1
	1-3/16	2.9							
	1-1/4	2.8							
207	30mm	1.3	WS308	1-17/32	4-7/8	17/32	2-1/2	3-1/16	3/4
	1-1/4	3.8		38.9	123.8	13.5	63.5	77.8	19.1
	1-5/16	3.7							
	1-3/8	3.6							
208	1-7/16	3.5	WS400	1-11/16	5-11/16	11/16	3-1/4	3-1/2	1
	35mm	1.6		42.9	144.5	17.5	82.6	88.9	25.4
	1-1/2	6.1							
	1-5/8	6.0							
	40mm	2.8							

* +or -0.015 + or -.38mm

Series	Shaft Size	G	H	J	K	L	M#	N	R	S	T
204	1/2	3/8	5/8	2	1-1/4	1-1/8	3	3-5/8	27/64	47/64	1-3/8
	5/8	9.5	15.9	50.8	31.8	28.6	76.2	92.1	10.7	18.7	34.9
	3/4										
	20mm										
205	7/8	3/8	5/8	2	1-5/16	1-21/64	3	3-5/8	27/64	49/64	1-3/8
	15/16	9.5	15.9	50.8	33.3	33.7	76.2	92.1	10.7	19.4	34.9
	1										
	25mm										
206	1-1/16	3/8	5/8	2-3/16	1-7/16	1-37/64	3-1/2	4-1/8	31/64	29/32	1-5/8
	1-1/8	9.5	15.9	55.6	36.5	40.1	88.9	104.8	12.3	23.0	41.3
	1-3/16										
	1-1/4										
207	30mm	9.5	15.9	55.6	36.5	40.1	88.9	104.8	12.3	23.0	41.3
	1-1/4	1/2	5/8	2-1/2	1-7/16	1-27/32	3-1/2	4-1/8	1/2	1-1/32	1-5/8
	1-5/16										
	1-3/8										
208	1-7/16	12.7	15.9	63.5	36.5	46.8	88.9	104.8	12.7	26.2	41.3
	35mm										
	1-1/2	5/8	3/4	3-1/4	1-15/16	2-3/64	4	4-1/2	19/32	1-3/32	1-15/16
	1-5/8	15.9	19.1	82.6	49.2	52.0	101.6	114.3	15.1	27.8	49.2
	40mm										

* +or -0.015 + or -.38mm

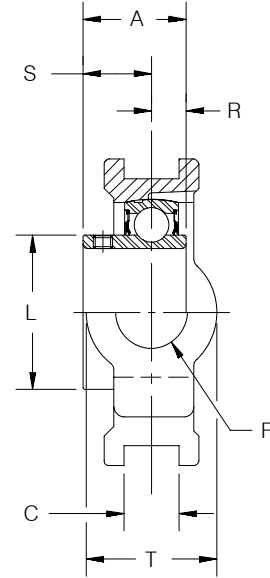
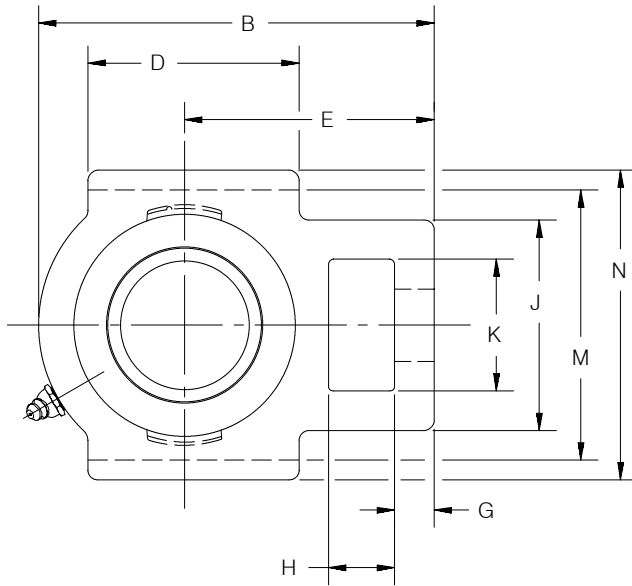
DIMENSIONS SC INSERTS PAGE B2-108	MODIFICATIONS PAGE B2-119	RELATED PRODUCTS PAGE B2-43	SELECTION/DIMENSIONS WIDE SLOT TAKE-UP FRAMES PAGE B13-14
---	------------------------------	--------------------------------	---



SELECTION/DIMENSIONS

Setscrew Ball Bearings

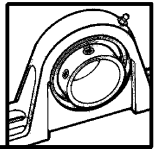
SC NORMAL DUTY WIDE SLOT TAKE-UP BEARINGS



Series	Shaft Size	Part Number	Description
209	1-5/8	125151	WSTU-SC-110L
	1-11/16	125115	WSTU-SC-111
	1-3/4	125362	WSTU-SC-112
	1-13/16	125121	WSTU-SC-113
	45mm	125915	WSTU-SC-45M
210	1-15/16	125116	WSTU-SC-115
	2	125363	WSTU-SC-200
	50mm	125916	WSTU-SC-50M
211	2	135183	WSTU-SCM-200
	2-3/16	125117	WSTU-SC-203
	2-1/4	125364	WSTU-SC-204
	55mm	125917	WSTU-SC-55M
212	2-1/4	135184	WSTU-SCM-204
	2-7/16	125118	WSTU-SC-207
	60mm	125918	WSTU-SC-60M
214	2-1/2	135185	WSTU-SCM-208
	2-11/16 70mm	@ @	WSTU-SC-211 WSTU-SC-70M
215	2-15/16	125119	WSTU-SC-215
	75mm	125919	WSTU-SC-75M

@ Assemble to order.

FEATURE/BENEFITS SETScrew BALL BEARINGS PAGE B2-2	HOW TO ORDER/ NOMENCLATURE PAGE B2-4	SELECTION PAGE B2-5	
---	--	------------------------	--



SELECTION/DIMENSIONS

Setscrew Ball Bearings

SC NORMAL DUTY WIDE SLOT TAKE-UP BEARINGS

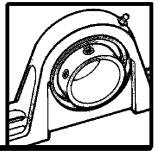
Series	Shaft Size	Weight lbs. kgs.	Take-Up Frame No. Ref.	A	B	C*	D	E	F Screw Dia.
209	1-5/8	6.1	WS400	1-23/32	5-5/8	11/16	3-1/4	3-7/16	1
	1-11/16	6.0		43.7	142.9	17.5	82.6	87.3	25.4
	1-3/4	5.9							
	1-13/16	5.8							
	45mm	2.7							
210	1-15/16	6.4	WS400	1-3/4	5-13/16	11/16	3-3/8	3-9/16	1
	2	6.2		44.5	147.6	17.5	85.7	90.5	25.4
	50mm	2.9							
211	2	10.1	WS502	1-27/32	6-11/16	1-1/16	3-3/4	4-3/16	1-1/4
	2-3/16	10.0		46.8	169.9	27.0	95.3	106.4	31.8
	2-1/4	9.8							
	55mm	4.5							
212	2-1/4	11.2	WS502	1-63/64	7-1/2	1-1/16	4	4-11/16	1-1/4
	2-7/16	10.8		50.4	190.5	27.0	101.6	119.1	31.8
	60mm	4.9							
214	2-1/2	18.0	WS515	2-15/64	8-9/16	1-1/16	4-3/4	5-3/5	1-1/2
	2-11/16	17.8		56.8	217.5	27.0	120.7	136.5	38.1
	70mm	8.0							
215	2-15/16	18.9	WS515	2-9/32	9-1/8	1-1/16	4-3/4	5-1/2	1-1/2
	75mm	8.6		57.9	231.8	27.0	120.7	139.7	38.1

+.010, -.020" +.25, -.50mm

Series	Shaft Size	G	H	J	K	L	M#	N	R	S	T
209	1-5/8	5/8	3/4	3-1/4	1-15/16	2-7/32	4	4-3/4	19/32	1-1/8	1-15/16
	1-11/16										
	1-3/4										
	45mm	15.9	19.1	82.6	49.2	56.4	101.6	120.7	15.1	28.6	49.2
210	1-15/16	5/8	3/4	3-1/4	1-15/16	2-7/16	4	4-3/4	19/32	1-5/32	1-15/16
	2										
	50mm	15.9	19.1	82.6	49.2	61.9	101.6	120.7	15.1	29.4	49.2
211	2	3/4	1	4	2-1/2	2-23/32	5-1/8	5-7/8	5/8	1-7/32	2-1/2
	2-3/16										
	2-1/4										
	55mm	19.1	25.4	101.6	63.5	69.1	130.2	149.2	15.9	31.0	63.5
212	2-1/4	3/4	1-1/4	4	2-1/2	2-31/32	5-1/8	5-7/8	43/64	1-5/16	2-1/2
	2-7/16										
	60mm	19.1	31.8	101.6	63.5	75.4	130.2	149.2	17.1	33.3	63.5
214	2-1/2	13/16	1-1/4	4-3/8	2-3/4	3-5/16	5-15/16	6-9/16	51/64	1-7/16	2-3/4
	2-11/16										
	70mm	20.6	31.8	111.1	69.9	84.1	150.8	166.7	20.2	36.5	69.9
215	2-15/16	13/16	1-1/4	4-3/8	2-3/4	3-5/8	5-15/16	6-11/16	13/16	1-15/32	2-3/4
	75mm	20.6	31.8	111.1	69.9	92.1	150.8	169.9	20.6	37.3	69.9

+.010, -.020" +.25, -.50mm

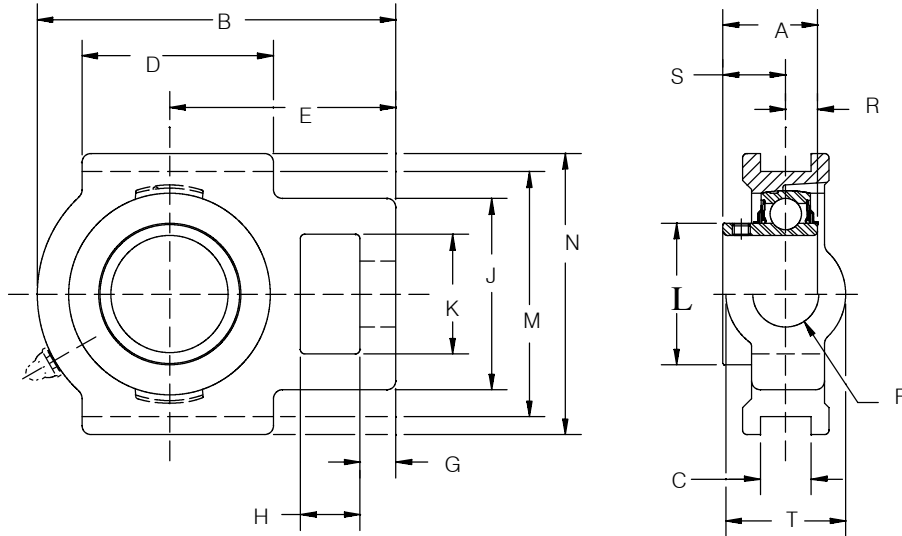
DIMENSIONS SC INSERTS PAGE B2-108	MODIFICATIONS PAGE B2-119	RELATED PRODUCTS PAGE B2-43	SELECTION/DIMENSIONS WIDE SLOT TAKE-UP FRAMES PAGE B13-14
---	------------------------------	--------------------------------	---



SELECTION/DIMENSIONS

Setscrew Ball Bearings

SCEZ AND SCNP NORMAL DUTY COATED WIDE SLOT TAKE-UP BEARINGS

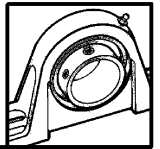


Series	Shaft Size	Nickel Plated		Nylon Coated	
		Part Number	With Flingers Description	Part Number	With Flingers Description
204	1/2	125342	WSTU-SCNP-008	@	WSTU-SCEZ-008-NY
	5/8	@	WSTU-SCNP-010	@	WSTU-SCEZ-010-NY
	3/4	125009	WSTU-SCNP-012	@	WSTU-SCEZ-012-NY
205	1	125377	WSTU-SCNP-100	@	WSTU-SCEZ-100-NY
206	1-1/8	125393	WSTU-SCNP-102	050098	WSTU-SCEZ-102-NY
	1-3/16	125028	WSTU-SCNP-103	@	WSTU-SCEZ-103-NY
207	1-1/4	125376	WSTU-SCNP-104	050101	WSTU-SCEZ-104-NY
	1-7/16	125122	WSTU-SCNP-107	@	WSTU-SCEZ-107-NY
208	1-1/2	050255	WSTU-SCNP-108	@	WSTU-SCEZ-108-NY
210	1-15/16	125130	WSTU-SCNP-115	@	WSTU-SCEZ-115-NY
212	2-7/16	058097	WSTU-SCNP-207	@	WSTU-SCEZ-207-NY
215	2-15/16	125055	WSTU-SCNP-215	@	WSTU-SCEZ-215-NY

Other sizes and corrosion insert bearings are available on an assemble to order basis

FEATURE/BENEFITS SETSCREW BALL BEARINGS PAGE B2-2	HOW TO ORDER/ NOMENCLATURE PAGE B2-4	SELECTION PAGE B2-5	DIMENSIONS NARROW SLOT TAKE-UP BEARINGS PAGE B13-8
---	--	------------------------	--

SELECTION/DIMENSIONS



Setscrew Ball Bearings

SCEZ AND SCNP NORMAL DUTY COATED WIDE SLOT TAKE-UP BEARINGS

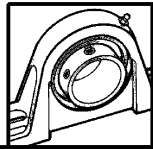
Series	Shaft Size	Weight lbs	Take-Up Frame Size	A	B	C*	D	E	F Screw Dia.	G
204	1/2	2.1	WS300	1-5/32	3-11/16	17/32	2	2-3/8	5/8	3/8
	5/8	2.0								
	3/4	1.9								
205	1	2.0	WS300	1-3/16	3-13/16	17/32	2	2-7/16	5/8	3/8
206	1-1/8	3.0	WS308	1-25/64	4-3/8	17/32	2-1/4	2-3/4	3/4	3/8
	1-3/16	2.9								
207	1-1/4	3.8	WS308	1-17/32	4-7/8	17/32	2-1/2	3-1/16	3/4	3/8
	1-7/16	3.5								
208	1-1/2	6.1	WS400	1-11/16	5-11/16	11/16	3-1/4	3-1/2	1	5/8
210	1-15/16	6.4	WS400	1-3/4	5-13/16	11/16	3-3/8	3-9/16	1	5/8
212	2-7/16	10.8	WS502	1-63/64	7-1/2	1-1/16	4	4-11/16	1-1/4	3/4
215	2-15/16	18.9	WS515	2-9/32	9-1/8	1-1/16	4-3/4	5-1/2	1-1/2	13/16

*+OR-.015 + OR -.38MM

Series	Shaft Size	H	J	K	L	M#	N	R	S	T
204	1/2	5/8	2	1-1/4	1-1/8	3	3-5/8	27/64	47/64	1-3/8
	5/8									
	3/4									
205	1	5/8	2	1-5/16	1-21/64	3	3-5/8	27/64	49/64	1-3/8
206	1-1/8	5/8	2-3/16	1-7/16	1-37/64	3-1/2	4-1/8	31/64	29/32	1-5/8
	1-3/16									
207	1-1/4	5/8	2-1/2	1-7/16	1-27/32	3-1/2	4-1/8	1/2	1-1/32	1-5/8
	1-7/16									
208	1-1/2	3/4	3-1/4	1-15/16	2-3/64	4	4-1/2	19/32	1-3/32	1-15/16
210	1-15/16	3/4	3-1/4	1-15/16	2-7/16	4	4-3/4	19/32	1-5/32	1-15/16
212	2-7/16	1-1/4	4	2-1/2	2-31/32	5-1/8	5-7/8	43/64	1-5/16	2-1/2
215	2-15/16	1-1/4	4-3/8	2-3/4	3-5/5	5-15/16	6-11/16	13/16	1-15/32	2-3/4

+.010, -.020" + .25, -.50mm

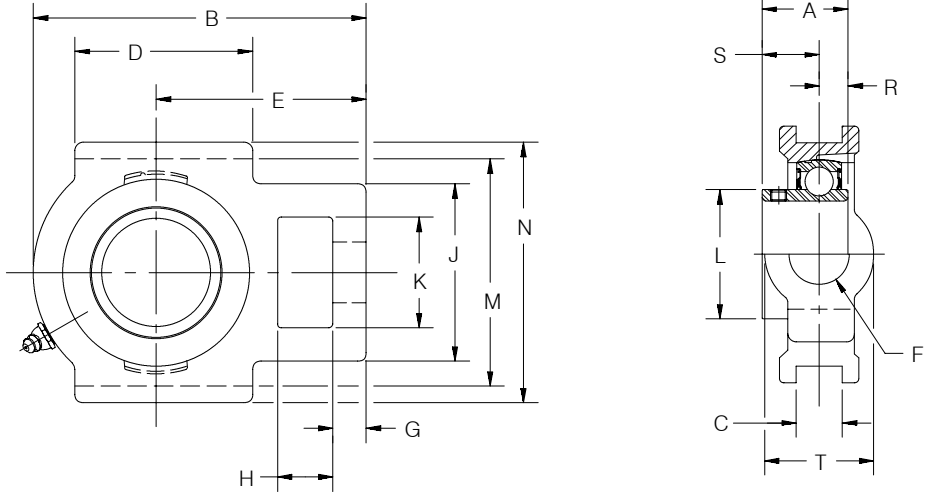
FEATURE/BENEFITS SETScrew BALL BEARINGS PAGE B2-2	HOW TO ORDER/ NOMENCLATURE PAGE B2-4	SELECTION PAGE B2-5	DIMENSIONS NARROW SLOT TAKE-UP BEARINGS PAGE B13-8
---	--	------------------------	--



SELECTION/DIMENSIONS

Setscrew Ball Bearings

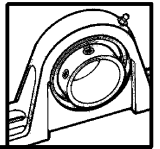
SCM MEDIUM DUTY WIDE SLOT TAKE-UP BEARINGS



Series	Shaft Size	Part Number	Description
206	1 25mm	135117 125989	WSTU-SCM-100 WSTU-SCM-25M
207	1-3/16 1-1/4 30mm	135118 125360 125990	WSTU-SCM-103 WSTU-SC-104 WSTU-SCM-30M
208	1-7/16 35mm	135116 125991	WSTU-SCM-107 WSTU-SCM-35M
209	1-1/2 40mm	135120 125992	WSTU-SCM-108 WSTU-SCM-40M
210	1-11/16 1-3/4 45mm	135121 135182 125993	WSTU-SCM-111 WSTU-SCM-112 WSTU-SCM-45M

FEATURE/BENEFITS SETSCREW BALL BEARINGS PAGE B2-2	HOW TO ORDER/ NOMENCLATURE PAGE B2-4	SELECTION PAGE B2-5	
---	--	------------------------	--

SELECTION/DIMENSIONS



Setscrew Ball Bearings

SCM MEDIUM DUTY WIDE SLOT TAKE-UP BEARINGS

Series	Shaft Size	Weight lbs. kgs.	Take-Up Frame No. Ref.	A	B	C*	D	E	F Screw Dia.
206	1 25mm	2.9 1.4	WS308	1-25/64 35.3	4-3/8 111.1	17/32 13.5	2-1/4 57.2	2-3/4 69.9	3/4 19.1
207	1-3/16 1-1/4 30mm	3.9 3.8 1.7	WS308	1-17/32 38.9	4-7/8 123.8	17/32 13.5	2-1/2 63.5	3-1/16 77.8	3/4 19.1
208	1-7/16 35mm	6.1 2.9	WS400	1-11/16 42.9	5-11/16 144.5	11/16 17.5	3-1/4 82.6	3-1/2 88.9	1 25.4
209	1-1/2 40mm	6.0 2.8	WS400	1-23/32 43.7	5-5/8 142.9	11/16 17.5	3-1/4 82.6	3-7/16 87.3	1 25.4
210	1-11/16 1-3/4 45mm	6.5 6.4 3.0	WS400	1-3/4 44.5	5-13/16 147.6	11/16 17.5	3-3/8 85.7	3-9/16 90.5	1 25.4

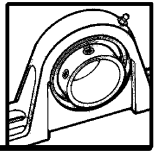
+.010, - .020" + .25, - .50mm

Series	Shaft Size	G	H	J	K	L	M#	N	R	S	T
206	1 25mm	3/8 9.5	5/8 15.9	2-3/16 55.6	1-7/16 36.5	1-37/64 40.1	3-1/2 88.9	4-1/8 104.8	31/64 12.3	29/32 23.0	1-5/8 41.3
207	1-3/16 1-1/4 30mm	1/2 12.7	5/8 15.9	2-1/2 63.5	1-7/16 36.5	1-27/32 46.8	3-1/2 88.9	4-1/8 104.8	1/2 12.7	1-1/32 26.2	1-5/8 41.3
208	1-7/16 35mm	5/8 15.9	3/4 19.1	3-1/4 82.6	1-15/16 49.2	2-3/64 52.0	4 101.6	4-1/2 114.3	19/32 15.1	1-3/32 27.8	1-15/16 49.2
209	1-1/2 40mm	5/8 15.9	3/4 19.1	3-1/4 82.6	1-15/16 49.2	2-7/32 56.4	4 101.6	4-3/4 120.7	19/32 15.1	1-1/8 28.6	1-15/16 49.2
210	1-11/16 1-3/4 45mm	5/8 15.9	3/4 19.1	3-1/4 82.6	1-15/16 49.2	2-7/16 61.9	4 101.6	4-3/4 120.7	19/32 15.1	1-5/32 29.4	1-15/16 49.2

+.010, - .020" + .25, - .50mm

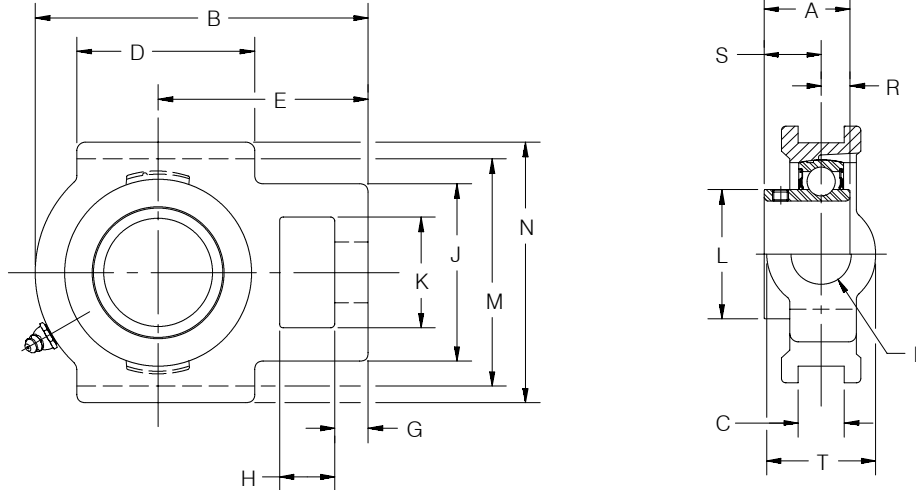
MODIFICATIONS PAGE B2-119	RELATED PRODUCTS PAGE B2-43	SELECTION/DIMENSIONS WIDE SLOT TAKE-UP FRAMES PAGE B13-14	
------------------------------	--------------------------------	---	--

SELECTION/DIMENSIONS



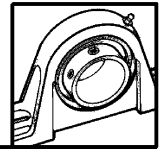
Setscrew Ball Bearings

SCM MEDIUM DUTY WIDE SLOT TAKE-UP BEARINGS



Series	Shaft Size	Part Number	Description
211	1-15/16	135123	WSTU-SCM-115
	2	135183	WSTU-SCM-200
	50mm	125994	WSTU-SCM-50M
212	2-3/16	135125	WSTU-SCM-203
	2-1/4	135184	WSTU-SCM-204
	55mm	125995	WSTU-SCM-55M
214	2-7/16	135127	WSTU-SCM-207
	2-1/2	135185	WSTU-SCM-208
	65mm	125996	WSTU-SCM-65M
215	2-11/16	135129	WSTU-SCM-211
	70mm	125997	WSTU-SCM-70M
216	2-15/16	135130	WSTU-SCM-215
	3	135181	WSTU-SCM-300
	75mm	125998	WSTU-SCM-75M

FEATURE/BENEFITS SETSCREW BALL BEARINGS PAGE B2-2	HOW TO ORDER/ NOMENCLATURE PAGE B2-4	SELECTION PAGE B2-5	
---	--	------------------------	--



SELECTION/DIMENSIONS

Setscrew Ball Bearings

SCM MEDIUM DUTY WIDE SLOT TAKE-UP BEARINGS

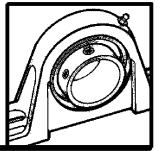
Series	Shaft Size	Weight lbs. kgs.	Take-Up Frame No. Ref.	A	B	C*	D	E	F Screw Dia.
211	1-15/16	10.0	WS502	1-27/32	6-11/16	1-1/16	3-3/4	4-3/16	1-1/4
	2 50mm	10.1 4.7		46.8	159.9	27.0	95.3	106.4	31.8
212	2-3/16	11.4	WS502	1-63/64	7-1/2	1-1/16	4	4-11/16	1-1/4
	2-1/4 55mm	11.2 5.1		50.4	190.5	27.0	101.6	119.1	31.8
214	2-7/16	18.2	WS515	2-15/64	8-9/16	1-1/16	4-3/4	5-3/8	1-1/2
	2-1/2 65mm	18.0 8.1		56.8	217.5	27.0	120.7	136.5	38.1
215	2-11/16 70mm	19.0 8.9	WS515	2-9/32 57.9	9-1/8 231.8	1-1/16 27.0	4-3/4 120.7	5-1/2 139.7	1-1/2 38.1
216	2-15/16	21.7	WS608	2-11/64	9-1/8	1-1/16	4-3/4	5-1/2	1-1/2
	3 75mm	21.5 9.5		55.2	231.8	27.0	120.7	139.7	38.1

+.010, - .020" + .25, - .50mm

Series	Shaft Size	G	H	J	K	L	M#	N	R	S	T
211	1-15/16	3/4	1	4	2-1/2	2-23/32	5-1/8	5-7/8	5/8	1-7/32	2-1/2
	2 50mm	19.1	25.4	101.6	63.5	69.1	130.2	149.2	15.9	31.0	63.5
212	2-3/16	3/4	1-1/4	4	2-1/2	2-31/32	5-1/8	5-7/8	43/64	1-5/16	2-1/2
	2-1/4 55mm	19.1	31.8	101.6	63.5	75.4	130.2	149.2	17.1	33.3	63.5
214	2-7/16	13/16	1-1/4	4-3/8	2-3/4	3-5/16	5-15/16	6-9/16	51/64	1-7/16	2-3/4
	2-1/2 65mm	20.6	31.8	111.1	69.9	84.1	150.8	166.7	20.2	36.5	69.9
215	2-11/16 70mm	13/16 20.6	1-1/4 31.8	4-3/8 111.1	2-3/4 69.9	3-5/8 92.1	5-15/16 150.8	6-11/16 169.9	13/16 20.6	1-15/32 37.3	2-3/4 69.9
216	2-15/16	13/16	1-1/4	4-3/8	2-3/4	3-53/64	6-1/2	7-1/4	43/64	1-1/2	2-3/4
	3 75mm	20.6	31.8	111.1	69.9	97.2	165.1	184.2	17.1	38.1	69.9

+.010, - .020" + .25, - .50mm

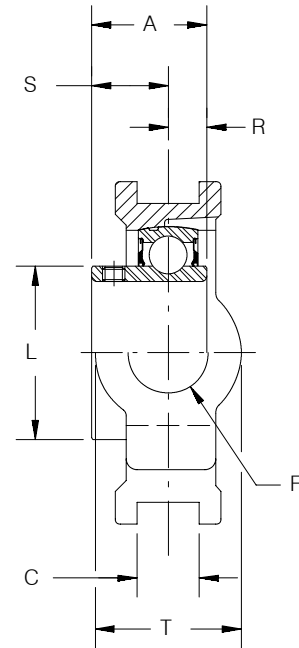
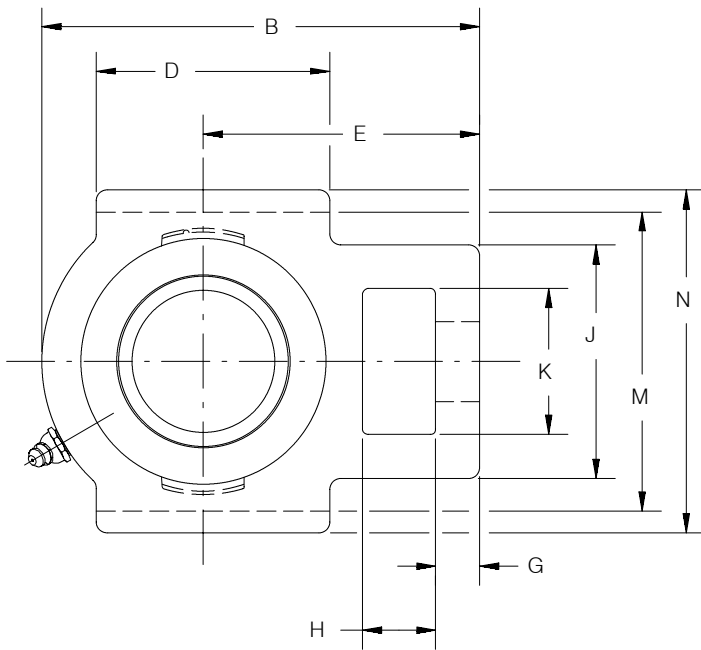
MODIFICATIONS PAGE B2-119	RELATED PRODUCTS PAGE B2-43	SELECTION/DIMENSIONS WIDE SLOT TAKE-UP FRAMES PAGE B13-14	
------------------------------	--------------------------------	---	--



SELECTION/DIMENSIONS

Setscrew Ball Bearings

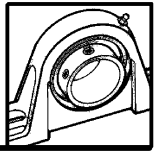
VSC INTERMEDIATE DUTY WIDE SLOT TAKE-UP BEARINGS



Series	Shaft Size	Part Number	Description
204	3/4	125549	WSTU-VSC-012
205	7/8 15/16 1	125550	WSTU-VSC-014
		125551	WSTU-VSC-015
		125552	WSTU-VSC-100
206	1-1/8 1-3/16 1-1/4	125553	WSTU-VSC-102
		125554	WSTU-VSC-103
		125556	WSTU-VSC-104S
207	1-1/4 1-3/8 1-7/16	125555	WSTU-VSC-104
		125557	WSTU-VSC-106
		125558	WSTU-VSC-107
208	1-1/2	125559	WSTU-VSC-108
209	1-11/16 1-3/4	125560	WSTU-VSC-111
		125561	WSTU-VSC-112
210	1-15/16 2	125562	WSTU-VSC-115
		125563	WSTU-VSC-200
211	2 2-3/16	125564	WSTU-VSC-200L
		125565	WSTU-VSC-203

FEATURE/BENEFITS SETSCREW BALL BEARINGS PAGE B2-2	HOW TO ORDER/ NOMENCLATURE PAGE B2-4	SELECTION PAGE B2-5	DIMENSIONS VSC INSERTS PAGE B2-116
---	--	------------------------	--

SELECTION/DIMENSIONS



Setscrew Ball Bearings

VSC INTERMEDIATE DUTY WIDE SLOT TAKE-UP BEARINGS

Series	Shaft Size	Weight lbs.	Take-Up Frame No. Ref.	A	B	C*	D	E	F Screw Dia.	G
204	3/4	1.9	WS300	1-1/16	3-11/16	17/32	2	2-3/8	5/8	3/8
205	7/8 15/16 1	2.2 2.1 2.0	WS300	1-3/32	3-13/16	17/32	2	2-7/16	5/8	3/8
206	1-1/8 1-3/16 1-1/4	3.0 2.9 2.8	WS308	1-19/64	4-3/8	17/32	2-1/4	2-3/4	3/4	3/8
207	1-1/4 1-3/8 1-7/16	3.8 3.6 3.5	WS308	1-7/16	4-7/8	17/32	2-1/2	3-1/16	3/4	1/2
208	1-1/2	6.1	WS400	1-9/16	5-11/16	11/16	3-1/4	3-1/2	1	5/8
209	1-11/16 1-3/4	6.0 5.9	WS400	1-19/32	5-5/8	11/16	3-1/4	3-7/16	1	5/8
210	1-15/16 2	6.4 6.2	WS400	1-5/8	5-13/16	11/16	3-3/8	3-9/16	1	5/8
211	2 2-3/16	10.1 10.0	WS502	1-23/32	6-11/16	1-1/16	3-3/4	4-3/16	1-1/4	3/4

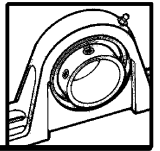
* + or -.015 + or -.38mm

Series	Shaft Size	H	J	K	L	M#	N	R	S	T
204	3/4	5/8	2	1-1/4	1-1/8	3	3-5/8	5/16	21/64	1-3/8
205	7/8 15/16 1	5/8	2	1-5/16	1-21/64	3	3-5/8	5/16	21/64	1-3/8
206	1-1/8 1-3/16 1-1/4	5/8	2-3/16	1-7/16	1-37/64	3-1/2	4-1/8	5/16	25/64	1-5/8
207	1-1/4 1-3/8 1-7/16	5/8	2-1/2	1-7/16	1-27/32	3-1/2	4-1/8	5/16	13/32	1-5/8
208	1-1/2	3/4	3-1/4	1-15/16	2-3/64	4	4-1/2	3/8	15/32	1-15/16
209	1-11/16 1-3/4	3/4	3-1/4	1-15/16	2-7/32	4	4-3/4	3/8	15/32	1-15/16
210	1-15/16 2	3/4	3-1/4	1-15/16	2-7/16	4	4-3/4	3/8	15/32	1-15/16
211	2 2-3/16	1	4	2-1/2	2-23/32	5-1/8	5-7/8	7/16	1/2	2-1/2

+.010, -.020" + .25, -.50mm

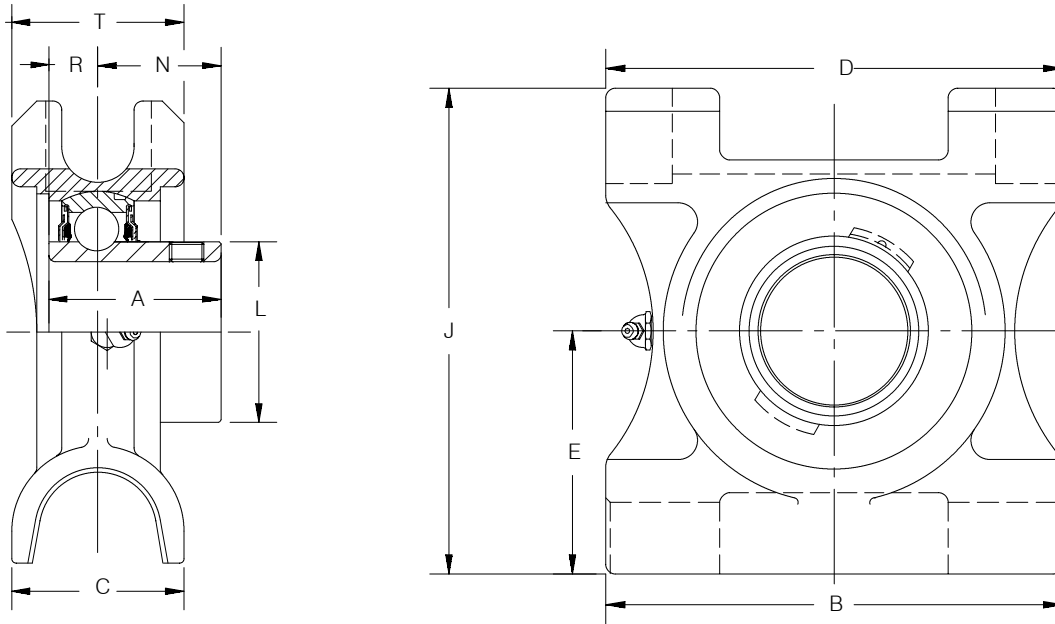
MODIFICATIONS PAGE B2-119	RELATED PRODUCTS PAGE B2-43	SELECTION/DIMENSIONS WIDE SLOT TAKE-UP FRAMES PAGE B13-14	
------------------------------	--------------------------------	---	--

SELECTION/DIMENSIONS



Setscrew Ball Bearings

TYPE G NORMAL DUTY TOP ANGLE TAKE-UP BEARINGS

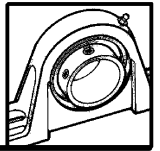


Series	Shaft Size	Part Number	Description
210	1-15/16	012340	TP-G-115
	2	012302	TP-G-200
211	2	136081	TP-GM-200
	2-3/16	012341	TP-G-203
	2-1/4	012303	TP-G-204
212	2-1/4	136082	TP-GM-204
	2-7/16	012342	TP-G-207
214	2-1/2	136083	TP-GM-208
	2-11/16	@	TP-G-211
215	2-15/16	012343	TP-G-215

@ Assembled to order

FEATURE/BENEFITS SETSCREW BALL BEARINGS PAGE B2-2	HOW TO ORDER/ NOMENCLATURE PAGE B2-4	SELECTION PAGE B2-5	DIMENSIONS SC INSERTS PAGE B2-108
---	--	------------------------	---

SELECTION/DIMENSIONS



Setscrew Ball Bearings

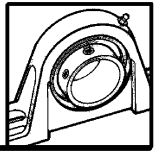
TYPE G NORMAL DUTY TOP ANGLE TAKE-UP BEARINGS

Series	Shaft Size	Weight lbs.	Frame Size	A	B	C	D
210	1-15/16 2	10.2 10.0	TP10	1-3/4	6-1/2	2-3/8	6
211	2 2-3/16 2-1/4	12.5 12.4 12.0	TP20	1-27/32	7	2-1/2	6-3/4
212	2-1/4 2-7/16	16.0 15.9	TP30	1-63/64	7-1/2	2-3/4	7
214	2-1/2 2-11/16	21.3 21.1	TP40	2-15/64	8-1/2	2-1/2	8
215	2-15/16	21.2	TP40	2-9/64	8-1/2	2-1/2	8

Series	Shaft Size	E	J	L	N	R	T
210	1-15/16 2	3-1/4	6-3/8	2-7/16	1-5/32	19/32	2-3/8
211	2 2-3/16 2-1/4	3-3/8	6-7/8	2-23/32	1-7/32	5/8	2-3/8
212	2-1/4 2-7/16	3-1/2	7-7/16	2-13/32	1-5/16	43/64	2-3/4
214	2-1/2 2-11/16	4	8-15/16	3-5/16	1-7/16	51-64	2-3/4
215	2-15/16	4	8-5/16	3-5/8	1-15/32	13/16	2-3/4

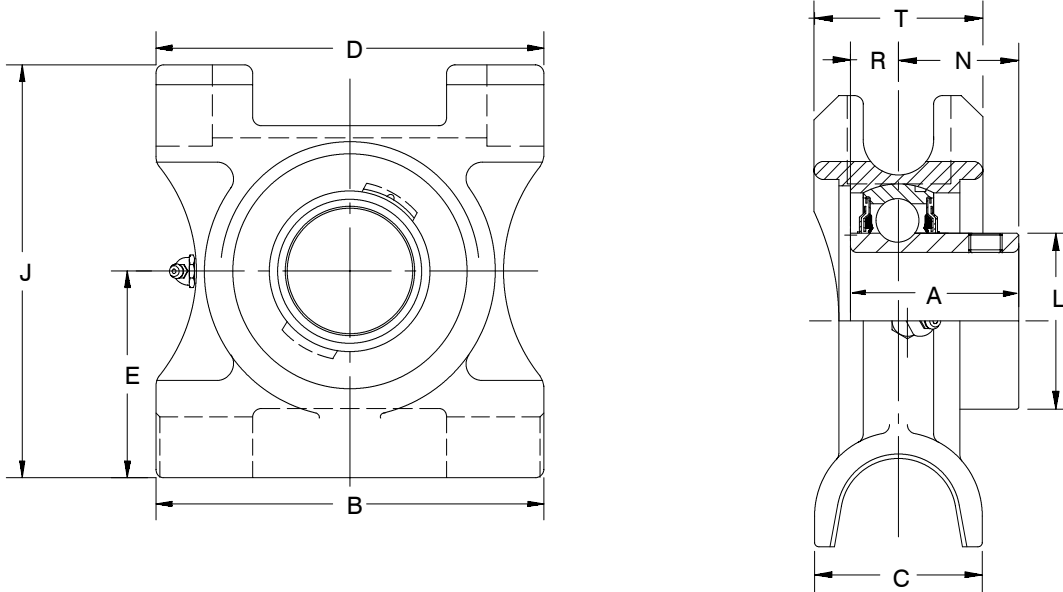
FEATURE/BENEFITS SETScrew BALL BEARINGS PAGE B2-2	HOW TO ORDER/ NOMENCLATURE PAGE B2-4	SELECTION PAGE B2-5	DIMENSIONS SC INSERTS PAGE B2-108
---	--	------------------------	---

SELECTION/DIMENSIONS



Setscrew Ball Bearings

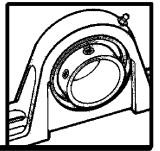
TYPE GM MEDIUM DUTY TOP ANGLE TAKE-UP BEARINGS



Series	Shaft Size	Part Number	Description
210	1-11/16 1-3/4	136070 136080	TP-GM-111 TP-GM-112
211	1-15/16 2	136071 136081	TP-GM-115 TP-GM-200
212	2-3/16 2-1/4	136072 136082	TP-GM-203 TP-GM-204
214	2-7/16 2-1/2	136073 136083	TP-GM-207 TP-GM-208
215	2-11/16	136076	TP-GM-211
216	2-15/16 3	136074 136084	TP-GM-215 TP-GM-300
218	3-7/16 3-1/2	136075 136085	TP-GM-307 TP-GM-308

FEATURE/BENEFITS SETScrew BALL BEARINGS PAGE B2-2	HOW TO ORDER/ NOMENCLATURE PAGE B2-4	SELECTION PAGE B2-5	
---	--	------------------------	--

SELECTION/DIMENSIONS



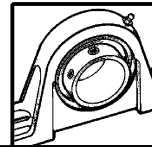
Setscrew Ball Bearings

TYPE GM MEDIUM DUTY TOP ANGLE TAKE-UP BEARINGS

Series	Shaft Size	Weight lbs.	Frame Size	A	B	C	D
210	1-11/16 1-3/4	10.4 10.0	TP10	1-3/4	6-1/2	2-3/8	6
211	1-15/16 2	12.8 12.5	TP20	1-27/32	7	2-1/2	6-3/4
212	2-3/16 2-1/4	16.2 16.0	TP30	1-63/64	7-1/2	2-3/4	7
214	2-7/16 2-1/2	21.7 21.3	TP40	2-15/64	8-1/2	2-1/2	8
215	2-11/16	25.0	TP40	2-9/32	8-1/2	2-1/2	8
216	2-15/16 3	29.8 29.5	TP50	2-11/64	9-1/2	2-3/4	9
218	3-7/16 3-1/2	40.2 40.0	TP60	2-31/64	11	3-1/8	10-1/2

Series	Size	E	J	L	N	R	T
210	1-11/16 1-3/4	3-1/4	6-3/8	2-7/16	1-5/32	19/32	2-3/8
211	1-15/16 2	3-3/8	6-7/8	2-23/32	1-7/32	5/8	2-3/8
212	2-3/16 2-1/4	3-1/2	7-7/16	2-31/32	1-5/16	43/64	2-3/4
214	2-7/16 2-1/2	4	8-5/16	3-5/16	1-7/16	51/64	2-3/4
215	2-11/16	4	8-5/16	3-5/8	1-15/32	13/16	2-3/4
216	2-15/16 3	4-1/2	9-5/8	3-53/64	1-1/2	43/64	3-1/8
218	3-7/16 3-1/2	5-1/2	11	4-23/64	1-9/16	59/64	3-1/8

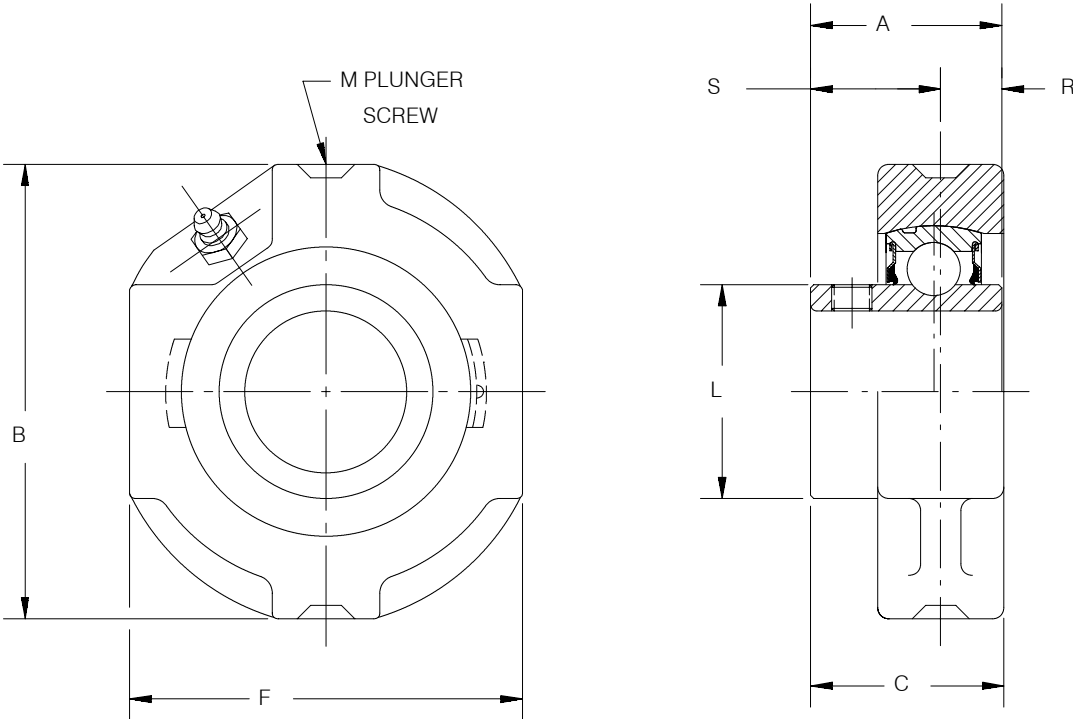
MODIFICATIONS PAGE B2-119	RELATED PRODUCTS PAGE B2-43	SELECTION/DIMENSIONS TOP ANGLE TAKE-UP FRAMES PAGE B13-16	
------------------------------	--------------------------------	---	--



SELECTION/DIMENSIONS

Setscrew Ball Bearings

SC NORMAL DUTY HANGER BEARINGS

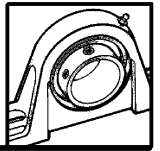


Series	Shaft Size	Part Number	Description
206	1-1/16	124420	HNG-SC-101
	1-1/8	124421	HNG-SC-102
	1-3/16	124240	HNG-SC-103
	1-1/4	123176	HNG-SC-104S
207	1-1/4	124422	HNG-SC-104
	1-5/16	124423	HNG-SC-105
	1-3/8	124424	HNG-SC-106
	1-7/16	124242	HNG-SC-107
210	1-15/16	124245	HNG-SC-115
	2	124393	HNG-SC-200

These bearings are designed for use in 4-point hanger frames.

FEATURE/BENEFITS SETSCREW BALL BEARINGS PAGE B2-2	HOW TO ORDER/ NOMENCLATURE PAGE B2-4	SELECTION PAGE B2-5	DIMENSIONS SC INSERTS PAGE B2-108
---	--	------------------------	---

SELECTION/DIMENSIONS



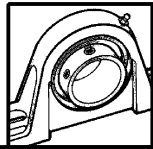
Setscrew Ball Bearings

SC NORMAL DUTY HANGER BEARINGS

Series	Weight lbs.	A	B	C	F	L	M	R	S
206	2.0	1-25/64	3-5/8	1-15/32	3	1-37/64	1/2	31/64	29/32
	1.9								
	1.8								
	1.7								
207	2.8	1-17/32	4-1/4	1-43/64	3-1/2	1-27/32	1/2	1/2	1-1/32
	2.6								
	2.4								
	2.2								
210	6.2	1-3/4	5	1-31/32	4-3/16	2-7/16	5/8	19/32	1-5/32
	6.0								

These bearings are designed for use in 4-point hanger frames.

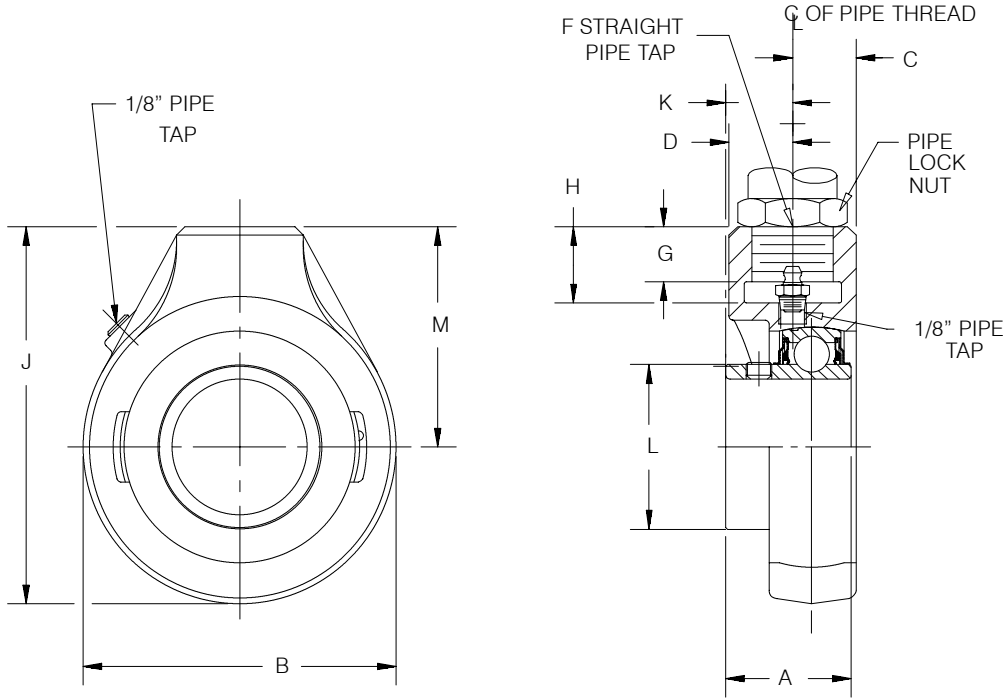
FEATURE/BENEFITS SETSCREW BALL BEARINGS PAGE B2-2	HOW TO ORDER/ NOMENCLATURE PAGE B2-4	SELECTION PAGE B2-5	DIMENSIONS SC INSERTS PAGE B2-108
---	--	------------------------	---



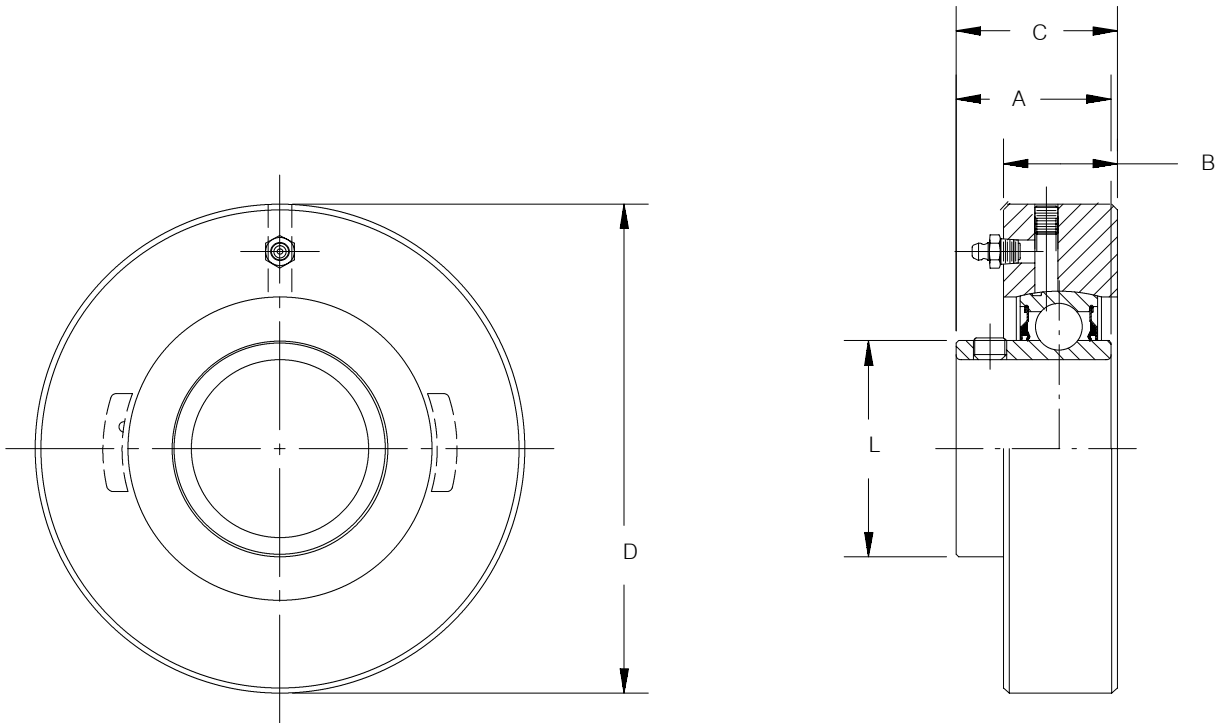
SELECTION/DIMENSIONS

Setscrew Ball Bearings

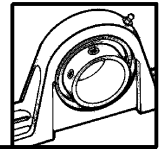
SC NORMAL DUTY SCREW CONVEYOR HANGER BEARINGS



SC NORMAL DUTY CYLINDRICAL UNITS



FEATURE/BENEFITS SETSCREW BALL BEARINGS PAGE B2-2	HOW TO ORDER/ NOMENCLATURE PAGE B2-4	SELECTION PAGE B2-5	DIMENSIONS SC INSERTS PAGE B2-108
---	--	------------------------	---



SELECTION/DIMENSIONS

Setscrew Ball Bearings

SC NORMAL DUTY SCREW CONVEYOR HANGER BEARINGS

Series	Size	Number	Description	Weight lbs.	A	B	C	D
206	1 1-1/8	057878 @	SCHB-SC-100 SCHB-SC-102	3.0 2.7	1-25/64	3-1/8	53/64	47/64
207	1-3/16 1-1/4 1-3/8	057220 124996 058630	SCHB-SC-103 SCHB-SC-104 SCHB-SC-106	3.4 3.3 3.1	1-17/32	3-7/8	53/64	53/64
208	1-7/16 1-1/2 1-5/8	126049 124290 124404	SCHB-SC-107 SCHB-SC-108 SCHB-SC-110	4.0 3.8 3.6	1-11/16	4	53/64	53/64
210	1-11/16 1-3/4 1-15/16 2	124408 124299 124405 124291	SCHB-SC-111 SCHB-SC-112 SCHB-SC-115 SCHB-SC-200	5.4 5.3 5.2 5.0	1-3/4	4-5/8	15/16	7/8
212	2-3/16 2-1/4 2-7/16	124409 124419 124292	SCHB-SC-203 SCHB-SC-204 SCHB-SC-207	9.6 9.4 9.2	1-63/64	5-1/2	1-5/32	1-5/32
216	2-15/16 3	124406 124293	SCHB-SC-215 SCHB-SC-300	16.9 16.7	2-11/64	7	1-23/64	1-13/32
218	3-7/16 3-1/2	053320 057361	SCHB-SC-307 SCHB-SC-308	23.0 22.8	2-31/64	8-5/16	1-3/4	1-3/4

NOTE: Inserts use the ProGuard Plus (FF) seals. 1, 1-3/16, 1-7/16, 1-11/16, 1-3/4, 2-3/16, 2-1/4, 2-15/16, 3, 3-7/16 & 3-1/2 use SCM inserts with ProGuard seals and flingers.

@ Assembled to order.

Series	Size	F*	G	H	J	K	L	M
206	1 1-1/8	3/4 - 14	3/4	15/16	4-1/16	55/64	1-37/64	2-1/2
207	1-3/16 1-1/4 1-3/8	3/4 - 14	5/8	15/16	4-11/16	31/32	1-27/32	2-3/4
208	1-7/16 1-1/2 1-5/8	3/4 - 14	5/8	15/16	4-7/8	59/64	2-3/64	2-7/8
210	1-11/16 1-3/4 1-15/16 2	1 - 11 1/2	13/16	1-1/8	5-9/16	7/8	2-7/16	3-1/4
212	2-3/16 2-1/4 2-7/16	1-1/4 - 11 1/2	1-1/8	1-7/16	6-3/4	31/32	2-31/32	4
216	2-15/16 3	1-1/2 - 11 1/2	1-1/4	1-11/16	8-3/8	1-11/64	3-53/64	4-7/8
218	3-7/16 3-1/2	2 - 11 1/2	1-3/4	2-3/16	10-5/32	1-23/64	4-23/64	6

*Use straight thread for the pipe. Bearing to be secured with a heavy locknut. Pipe plug and lube fitting are factory installed and may be reversed from position shown.

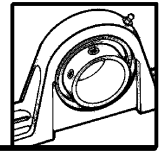
SC NORMAL DUTY CYLINDRICAL UNITS

Series	Shaft Size	Part Number	Description	Weight lbs.	A	B	C	D#	L
205	7/8 15/16 1	124394 124148 124149	CYL-SC-014 CYL-SC-015 CYL-SC-100	1.4 1.3 1.2	1-3/16	27/32	1-11/64	3-1/8	1-21/64
206	1-1/16 1-1/8 1-3/16 1-1/4	124427 124428 124250 123177	CYL-SC-101 CYL-SC-102 CYL-SC-103 CYL-SC-104S	2.2 2.1 2.0 1.9	1-25/64	15/16	1-11/32	3-1/2	1-37/64
207	1-1/4 1-5/16 1-3/8 1-7/16	124251 124429 124430 124253	CYL-SC-104 CYL-SC-105 CYL-SC-106 CYL-SC-107	2.8 2.7 2.6 2.5	1-17/32	1-1/16	1-17/32	3-7/8	1-27/32

+.000" -.002

To prevent the housing from rotating in the machine frame, tap a hole on the joint between the housing O.D. and the machine frame bore and lock with a setscrew.

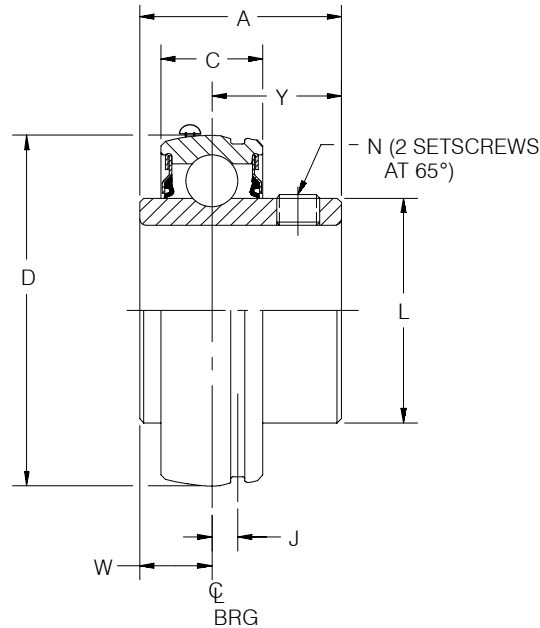
MODIFICATIONS PAGE B2-119	RELATED PRODUCTS PAGE B2-43		
------------------------------	--------------------------------	--	--



SELECTION/DIMENSIONS

Setscrew Ball Bearings

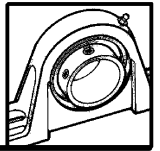
SC NORMAL DUTY BEARING INSERTS



Series	Shaft Size	Standard Insert		Insert With Flingers		Corrosion Resistant Insert		High Temp	
		Part Number	Description	Part Number	Description	Part Number	Description	Part Number	Description
203	1/2	123328	INS-SC-008	052159 @ @	INS-SC-008-FF	@ @ @	INS-SC-008-CR*	--- --- ---	INS-SC-008-HT
	5/8	123329	INS-SC-010		INS-SC-010-FF		INS-SC-010-CR*		INS-SC-010-HT
	17mm	125800	INS-SC-17M		INS-SC-17M-FF		INS-SC-17M-CR*		INS-SC-17M-HT
204	1/2	123330	INS-SC-008L	@	INS-SC-008L-FF	052981	INS-SC-008L-CR*	@	INS-SC-008L-HT
	5/8	123331	INS-SC-010L	124932	INS-SC-010L-FF	127073	INS-SC-010L-CR*	@	INS-SC-010L-HT
	3/4	123332	INS-SC-012	123070	INS-SC-012-FF	045600	INS-SC-012-CR	052032	INS-SC-012-HT
	13/16	@	INS-SC-013	@	INS-SC-013-FF	@	INS-SC-013-CR*	@	INS-SC-013-HT
	20mm	125802	INS-SC-20M	050524	INS-SC-20M-FF	125873	INS-SC-20M-CR*	@	INS-SC-20M-HT
205	7/8	123333	INS-SC-014	124931	INS-SC-014-FF	058665	INS-SC-014-CR*	@	INS-SC-014-HT
	15/16	123334	INS-SC-015	123069	INS-SC-015-FF	@	INS-SC-015-CR*	@	INS-SC-015-HT
	1	123335	INS-SC-100	123071	INS-SC-100-FF	045601	INS-SC-100-CR	054949	INS-SC-100-HT
	25mm	125804	INS-SC-25M	052620	INS-SC-25M-FF	050580	INS-SC-25M-CR	@	INS-SC-25M-HT
206	1-1/16	123336	INS-SC-101	@	INS-SC-101-FF	@	INS-SC-101-CR*	@	INS-SC-101-HT
	1-1/8	123337	INS-SC-102	123234	INS-SC-102-FF	@	INS-SC-102-CR*	@	INS-SC-102-HT
	1-3/16	123338	INS-SC-103	123072	INS-SC-103-FF	045602	INS-SC-103-CR	@	INS-SC-103-HT
	1-1/4	123469	INS-SC-104S	123073	INS-SC-104S-FF	045603	INS-SC-104S-CR	@	INS-SC-104S-HT
	30mm	125806	INS-SC-30M	052621	INS-SC-30M-FF	125874	INS-SC-30M-CR	@	INS-SC-30M-HT
207	1-1/4	123339	INS-SC-104	123074	INS-SC-104-FF	045412	INS-SC-104-CR	053776	INS-SC-104-HT
	1-5/16	123340	INS-SC-105	057102	INS-SC-105-FF	058345	INS-SC-105-CR*	057201	INS-SC-105-HT
	1-3/8	123341	INS-SC-106	123460	INS-SC-106-FF	058965	INS-SC-106-CR*	057354	INS-SC-106-HT
	1-7/16	123368	INS-SC-107	123075	INS-SC-107-FF	045604	INS-SC-107-CR	052645	INS-SC-107-HT
	35mm	125808	INS-SC-35M	052622	INS-SC-35M-FF	050653	INS-SC-35M-CR	@	INS-SC-35M-HT

FEATURE/BENEFITS SETScrew BALL BEARINGS PAGE B2-2	HOW TO ORDER/ NOMENCLATURE PAGE B2-4	SELECTION PAGE B2-5	
---	--	------------------------	--

SELECTION/DIMENSIONS

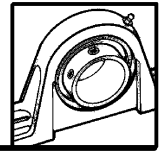


Setscrew Ball Bearings

SC NORMAL DUTY BEARING INSERTS

Series	Shaft Size	Weight lbs., kgs,	A	C	D	J	L	N	W	Y
203	1/2	.25	1	.511	1.5748	.150	31/32	10-32	23/64	41/64
	5/8	.23								
	17mm	.10	25.4	13.0	40.0	3.8	24.6	M5x.8	9.1	16.3
204	1/2	.38	1-5/32	.5906	1.8504	.152	1-1/8	10-32	27/64	47/64
	5/8	.35						10-32		
	3/4	.32						1/4-28		
	13/16	.29						1/4-28		
	20mm	.16	29.4	15.0	47.0	3.9	28.6	M6x1	10.7	18.7
205	7/8	.43	1-3/16	.5906	2.0472	.152	1-21/64	1/4-28	27/64	49/64
	15/16	.40								
	1	.37	30.2	15.0	52.0	3.9	33.7	M6x1	10.7	19.4
206	1-1/16	.67	1-25/64	.7067	2.4409	.190	1-37/64	5/16-24	31/64	29/32
	1-1/8	.63						5/16-24		
	1-3/16	.60						5/16-24		
	1-1/4	.58						1/4-28		
	30mm	.27	35.3	18.0	62.0	4.8	40.1	M8x1.25	12.3	23.0
207	1-1/4	1.02	1-17/32	.7480	2.8346	.202	1-27/32	5/16-24	1/2	1-1/32
	1-5/16	.97								
	1-3/8	.92								
	1-7/16	.86								
	35mm	.44	38.9	19.0	72.0	5.1	46.8	M8x1.25	12.7	26.2

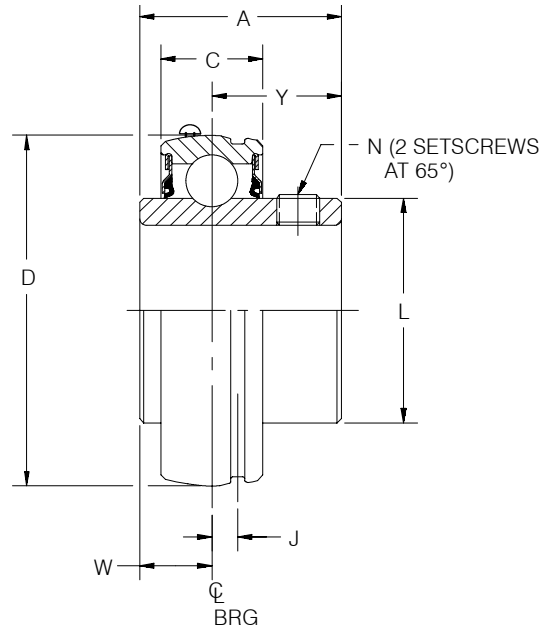
MODIFICATIONS PAGE B2-119	RELATED PRODUCTS PAGE B2-43		
------------------------------	--------------------------------	--	--



SELECTION/DIMENSIONS

Setscrew Ball Bearings

SC NORMAL DUTY BEARING INSERTS

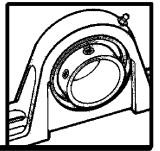


Series	Shaft Size	Standard Insert		Insert With Flingers		Corrosion Resistant Insert		High Temp	
208	1-1/2	123342	INS-SC-108	123075	INS-SC-108-FF	045605	INS-SC-108-CR	@	INS-SC-108-HT
	1-5/8	123343	INS-SC-110	123409	INS-SC-110-FF	@	INS-SC-110-CR*	@	INS-SC-110-HT
	40mm	125810	INS-SC-40M	052623	INS-SC-40M-FF	050654	INS-SC-40M-CR	@	INS-SC-40M-HT
209	1-5/8	045874	INS-SC-110L	@	INS-SC-110L-FF	@	INS-SC-110L-CR*	@	INS-SC-110L-HT
	1-11/16	123344	INS-SC-111	@	INS-SC-111-FF	125004	INS-SC-111-CR	053565	INS-SC-111-HT
	1-3/4	123345	INS-SC-112	045677	INS-SC-112-FF	054145	INS-SC-112-CR*	@	INS-SC-112-HT
	1-13/16	054225	INS-SC-113	@	INS-SC-113-FF	@	INS-SC-113-CR*	@	INS-SC-113-HT
	45mm	125812	INS-SC-45M	@	INS-SC-45M-FF	125005	INS-SC-45M-CR*	@	INS-SC-45M-HT
210	1-15/16	123346	INS-SC-115	123077	INS-SC-115-FF	045606	INS-SC-115-CR	054019	INS-SC-115-HT
	2	123347	INS-SC-200	123413	INS-SC-200-FF	045338	INS-SC-200-CR*	054431	INS-SC-200-HT
	50mm	125814	INS-SC-50M	@	INS-SC-50M-FF	050656	INS-SC-50M-CR	@	INS-SC-50M-HT
211	2	123358	INS-SCM-200	@	INS-SCM-200-FF	125175	INS-SCM-200-CR*	058157	INS-SCM-200-HT
	2-3/16	123348	INS-SC-203	058230	INS-SC-203-FF	058178	INS-SC-203-CR*	@	INS-SC-203-HT
	2-1/4	123349	INS-SC-204	058220	INS-SC-204-FF	053825	INS-SC-204-CR*	@	INS-SC-204-HT
	55mm	125816	INS-SC-55M	@	INS-SC-55M-FF	@	INS-SC-55M-CR*	@	INS-SC-55M-HT
212	2-1/4	123360	INS-SCM-204	@	INS-SCM-204-FF	053900	INS-SCM-204-CR*	@	INS-SCM-204-HT
	2-7/16	123350	INS-SC-207	123416	INS-SC-207-FF	057681	INS-SC-207-CR*	054196	INS-SC-207-HT
	60mm	125818	INS-SC-60M	@	INS-SC-60M-FF	@	INS-SC-60M-CR*	057802	INS-SC-60M-HT
214	2-1/2	123362	INS-SCM-208	@	INS-SCM-208-FF	053831	INS-SCM-208-CR*	@	INS-SCM-208-HT
	2-11/16	123326	INS-SC-211	@	INS-SC-211-FF	@	INS-SC-211-CR*	@	INS-SC-211-HT
	70mm	125820	INS-SC-70M	@	INS-SC-70M-FF	@	INS-SC-70M-CR*	@	INS-SC-70M-HT
215	2-15/16	123352	INS-SC-215	050365	INS-SC-215-FF	@	INS-SC-215-CR*	@	INS-SC-215-HT
	75mm	125822	INS-SC-75M	@	INS-SC-75M-FF	@	INS-SC-75M-CR*	@	INS-SC-75M-HT
218	90mm	@	INS-SC-90M	@	INS-SC-90M-FF	@	INS-SC-90M-CR*	@	INS-SC-90M-HT

@ Assembled to order.

FEATURE/BENEFITS SETSCREW BALL BEARINGS PAGE B2-2	HOW TO ORDER/ NOMENCLATURE PAGE B2-4	SELECTION PAGE B2-5	
---	--	------------------------	--

SELECTION/DIMENSIONS

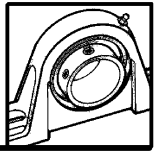


Setscrew Ball Bearings

SC NORMAL DUTY BEARING INSERTS

Series	Shaft Size	Weight lbs. kgs,	A	C	D	J	L	N	W	Y
208	1-1/2	1.27	1-11/16	.8661	3.1496	.224	2-3/64	5/16-24	19/32	1-3/32
	1-5/8	1.13								
	40mm	.51	42.9	22.0	80.0	5.7	52.0	M8x1.25	15.1	27.8
209	1-5/8	1.49	1-23/32	.8661	3.3465	.248	2-7/32	5/16-24	19/32	1-1/8
	1-11/16	1.43								
	1-3/4	1.36								
	1-13/16	1.30								
	45mm	.62								
210	1-15/16	1.48	1-3/4	.8661	3.5433	.248	2-7/16	3/8-24	19/32	1-5/32
	2	1.39								
	50mm	.67	44.5	22.0	90.0	6.3	61.9	M10x1.5	15.1	29.4
211	2	2.26	1-27/32	.9449	3.9370	.267	2-23/32	3/8-24	5/8	1-7/32
	2-3/16	1.97								
	2-1/4	1.87								
	55mm	.89								
212	2-1/4	2.85	1-63/64	1.0240	4.3307	.250	2-31/32	3/8-24	43/64	1-5/16
	2-7/16	2.49								
	60mm	1.13	50.4	26.0	110.0	6.4	75.4	M10x1.5	17.1	33.3
214	2-1/2	4.25	2-15/64	1.1020	4.9213	.265	3-5/16	3/8-24	51/64	1-7/16
	2-11/16	3.60								
	65mm	1.63	56.8	28.0	125.0	6.7	84.1	M10x1.5	20.2	36.5
215	2-15/16	3.86	2-9/32	1.1420	5.1181	.265	3-5/8	3/8-24	13/16	1-15/32
	75mm	1.75	57.9	29.0	130.0	6.7	92.1	M10x1.5	20.6	37.3
218	90mm	3.30	63.1	34.0	160.0	7.6	110.7	M10x1.5	23.4	39.7

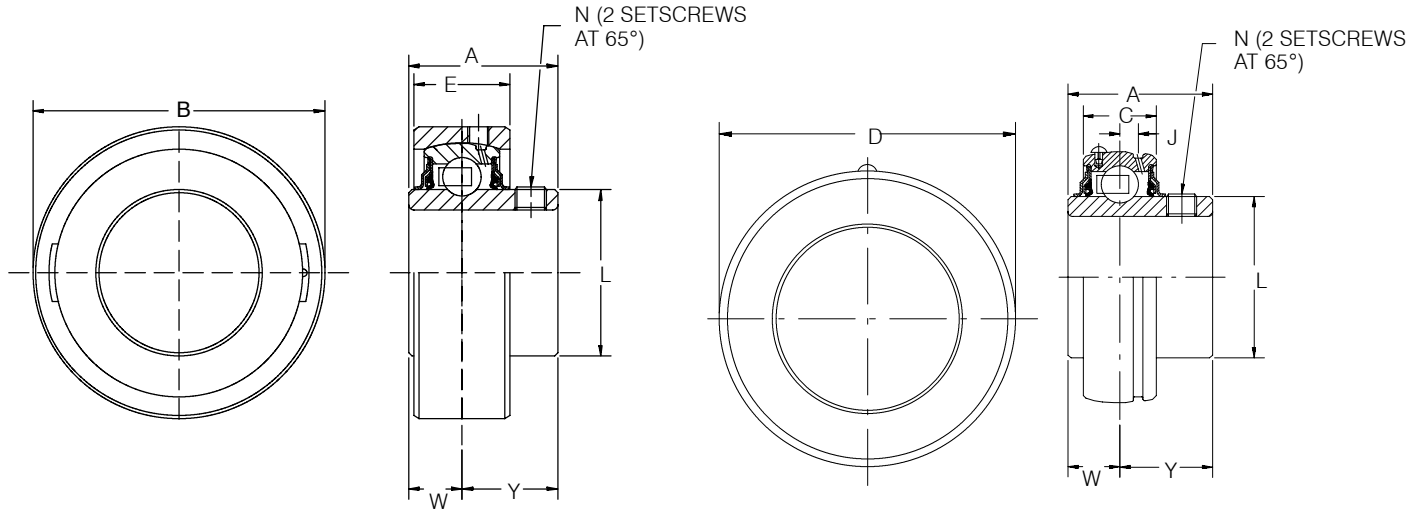
MODIFICATIONS PAGE B2-119	RELATED PRODUCTS PAGE B2-43		
------------------------------	--------------------------------	--	--



SELECTION/DIMENSIONS

Setscrew Ball Bearings

SCH-E EXPANSION AND SCH NON-EXPANSION NORMAL DUTY BEARING INSERTS

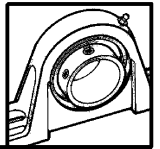


Series	Shaft Size	Part Number	Expansion Description	Part Number	Non-Expansion Description
206	1	@	INS-SCMH-100-E	@	INS-SCMH-100
	1-1/16	@	INS-SCH-101-E	@	INS-SCH-101
	1-1/8	@	INS-SCH-102-E	@	INS-SCH-102
	1-3/16	126495	INS-SCH-103-E	126490	INS-SCH-103
	1-1/4	@	INS-SCH-104S-E	@	INS-SCH-104S
	30mm	@	INS-SCH-30M-E	@	INS-SCH-30M
207	1-1/4	@	INS-SCH-104-E	@	INS-SCH-104
	1-5/16	@	INS-SCH-105-E	@	INS-SCH-105
	1-3/8	@	INS-SCH-106-E	@	INS-SCH-106
	1-7/16	126496	INS-SCH-107-E	126491	INS-SCH-107
	35mm	@	INS-SCH-35M-E	@	INS-SCH-35M
209	1-1/2	@	INS-SCMH-108-E	@	INS-SCMH-108
	1-5/8	@	INS-SCH-110-E	@	INS-SCH-110
	1-11/16	@	INS-SCH-111-E	@	INS-SCH-111
	1-3/4	@	INS-SCH-112-E	@	INS-SCH-112
	45mm	@	INS-SCH-45M-E	@	INS-SCH-45M
210	1-11/16	@	INS-SCMH-111-E	@	INS-SCMH-111
	1-3/4	@	INS-SCMH-112-E	@	INS-SCMH-112
	1-15/16	126497	INS-SCH-115-E	126492	INS-SCH-115
	2	@	INS-SCH-200-E	@	INS-SCH-200
	50mm	@	INS-SCH-50M-E	@	INS-SCH-50M
211	1-15/16	@	INS-SCMH-115-E	@	INS-SCMH-115
	2	@	INS-SCMH-200-E	@	INS-SCMH-200
	2-3/16	126498	INS-SCH-203-E	126493	INS-SCH-203
	2-1/4	@	INS-SCH-204-E	@	INS-SCH-204
	55mm	@	INS-SCH-55M-E	@	INS-SCH-55M
212	2-3/16	@	INS-SCMH-203-E	@	INS-SCMH-203
	2-1/4	@	INS-SCMH-204-E	@	INS-SCMH-204
	2-7/16	126499	INS-SCH-207-E	126494	INS-SCH-207
	60mm	@	INS-SCH-60M-E	@	INS-SCH-60M

@Assembled to order

FEATURE/BENEFITS SETScrew BALL BEARINGS PAGE B2-2	HOW TO ORDER/ NOMENCLATURE PAGE B2-4	SELECTION PAGE B2-5	
---	--	------------------------	--

SELECTION/DIMENSIONS

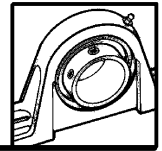


Setscrew Ball Bearings

SCH-E EXPANSION AND SCH NON-EXPANSION NORMAL DUTY BEARING INSERTS

Series	Shaft Size	Weight - Expansion lbs kgs	Weight - Non-Expansion lbs kgs	A	B	C	D	E	J	L	N	W	Y
206	1	1.29	0.69	1-25/64	2.875	15/16	2.4409	15/16	0.190	1-37/64	5/16-24	31/64	29/32
	1-1/16	1.26	0.66										
	1-1/8	1.23	0.63										
	1-3/16	1.20	0.60										
	1-1/4	1.18	0.58										
	30mm	0.54	0.26	35.3	73.0	23.8	62.0	23.8	4.8	40.1	M8x1.25	12.3	23.0
207	1-1/4	1.50	1.02	1-17/32	3.272	1	2.8346	1	0.190	1-27/32	5/16-24	1/2	1-1/32
	1-5/16	1.49	0.97										
	1-3/8	1.48	0.92										
	1-7/16	1.47	0.86										
	35mm	0.67	0.44	38.9	83.1	25.4	72.0	25.4	5.1	46.8	M8x1.25	12.7	26.2
209	1-1/2	2.51	1.62	1-23/32	3.813	1-1/4	3.3465	1-1/4	0.248	2-7/32	5/16-24	19/32	1-1/8
	1-5/8	2.48	1.49										
	1-11/16	2.45	1.43										
	1-3/4	2.43	1.36										
	45mm	1.10	1.30	43.7	96.8	31.8	85.0	31.8	6.3	56.4	M8x1.25	15.1	28.6
210	1-11/16	2.56	1.82	1-3/4	4.000	1-13/32	3.5433	1-13/32	0.248	2-7/16	3/8-24	19/32	1-5/32
	1-3/4	2.53	1.74										
	1-15/16	2.50	1.48										
	2	2.48	1.39										
	50mm	1.13	0.67	44.5	101.6	35.7	90.0	35.7	6.3	61.9	M10x1.5	15.1	29.4
211	1-15/16	3.46	2.36	1-27/32	4.475	1-7/16	3.9370	1-7/16	0.267	2-23/32	3/8-24	5/8	1-7/32
	2	3.43	2.26										
	2-3/16	3.40	1.97										
	2-1/4	3.38	1.87										
	55mm	1.53	0.89	46.8	113.7	36.5	100.0	36.5	6.3	69.1	M10x1.5	15.9	31.0
212	2-3/16	4.56	2.97	1-63/64	5.035	1-5/8	4.3307	1-5/8	0.250	2-31/32	3/8-24	43/64	1-5/16
	2-1/4	4.53	2.85										
	2-7/16	4.50	2.49										
	60mm	2.04	1.13	50.4	127.9	41.3	110.0	41.3	6.4	75.4	M10x1.5	17.1	33.3

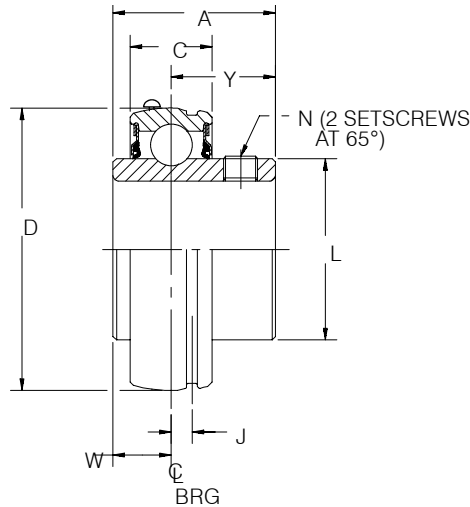
MODIFICATIONS PAGE B2-119	RELATED PRODUCTS PAGE B2-43		
------------------------------	--------------------------------	--	--



SELECTION/DIMENSIONS

Setscrew Ball Bearings

SCM MEDIUM DUTY BEARING INSERTS



Series	Shaft Size	Standard Insert		Insert With Flingers		Corrosion Resistant Insert		High Temp	
		Part Number	Description	Part Number	Description	Part Number	Description	Part Number	Description
206	1 25mm	123419	INS-SCM-100	@	INS-SCM-100-FF	@	INS-SCM-100-CR*	@	INS-SCM-100-HT
		125825	INS-SCM-25M	@	INS-SCM-25M-FF	@	INS-SCM-25M-CR*	@	INS-SCM-25M-HT
207	1-3/16 1-1/4 30mm	123420	INS-SCM-103	052841	INS-SCM-103-FF	@	INS-SCM-103-CR*	@	INS-SCM-103-HT
		123339	INS-SC-104	123074	INS-SC-104-FF	045412	INS-SC-104-CR	053776	INS-SC-104-HT
		125826	INS-SCM-30M	@	INS-SCM-30M-FF	@	INS-SCM-30M-CR*	@	INS-SCM-30M-HT
208	1-7/16 1-1/2# 35mm	123353	INS-SCM-107	123445	INS-SCM-107-FF	@	INS-SCM-107-CR	@	INS-SCM-107-HT
		123342	INS-SC-108	123076	INS-SC-108-FF	045605	INS-SC-108-CR	@	INS-SC-108-HT
		125828	INS-SCM-35M	@	INS-SCM-35M-FF	@	INS-SCM-35M-CR	@	INS-SCM-35M-HT
209	1-1/2 1-5/8 40mm	123354	INS-SCM-108	@	INS-SCM-108-FF	@	INS-SCM-108-CR*	@	INS-SCM-108-HT
		045874	INS-SC-110L	@	INS-SC-110L-FF	@	INS-SC-110L-CR*	@	INS-SC-110L-HT
		125830	INS-SCM-40M	@	INS-SCM-40M-FF	@	INS-SCM-40M-CR*	@	INS-SCM-40M-HT
210	1-11/16 1-3/4 45mm	123355	INS-SCM-111	051787	INS-SCM-111-FF	@	INS-SCM-111-CR*	@	INS-SCM-111-HT
		123356	INS-SCM-112	@	INS-SCM-112-FF	@	INS-SCM-112-CR*	@	INS-SCM-112-HT
		125832	INS-SCM-45M	@	INS-SCM-45M-FF	@	INS-SCM-45M-CR*	@	INS-SCM-45M-HT
211	1-15/16 2 50mm	123357	INS-SCM-115	050493	INS-SCM-115-FF	@	INS-SCM-115-CR*	@	INS-SCM-115-HT
		123358	INS-SCM-200	@	INS-SCM-200-FF	125175	INS-SCM-200-CR*	058157	INS-SCM-200-HT
		125834	INS-SCM-50M	@	INS-SCM-50M-FF	@	INS-SCM-50M-CR*	@	INS-SCM-50M-HT
212	2-3/16 2-1/4 55mm	123359	INS-SCM-203	050186	INS-SCM-203-FF	@	INS-SCM-203-CR*	@	INS-SCM-203-HT
		123360	INS-SCM-204	@	INS-SCM-204-FF	053900	INS-SCM-204-CR*	@	INS-SCM-204-HT
		125836	INS-SCM-55M	@	INS-SCM-55M-FF	@	INS-SCM-55M-CR*	@	INS-SCM-55M-HT
214	2-7/16 2-1/2 60mm	123361	INS-SCM-207	123424	INS-SCM-207-FF	@	INS-SCM-207-CR*	@	INS-SCM-207-HT
		123362	INS-SCM-208	@	INS-SCM-208-FF	053831	INS-SCM-208-CR*	@	INS-SCM-208-HT
		125838	INS-SCM-60M	@	INS-SCM-60M-FF	@	INS-SCM-60M-CR*	@	INS-SCM-60M-HT
215	2-11/16 70mm	123363	INS-SCM-211	@	INS-SCM-211-FF	@	INS-SCM-211-CR*	@	INS-SCM-211-HT
		125840	INS-SCM-70M	@	INS-SCM-70M-FF	@	INS-SCM-70M-CR*	@	INS-SCM-70M-HT
216	2-15/16 3 75mm	123364	INS-SCM-215	123456	INS-SCM-215-FF	045764	INS-SCM-215-CR*	@	INS-SCM-215-HT
		123365	INS-SCM-300	123457	INS-SCM-300-FF	@	INS-SCM-300-CR*	@	INS-SCM-300-HT
		125842	INS-SCM-75M	@	INS-SCM-75M-FF	@	INS-SCM-75M-CR*	@	INS-SCM-75M-HT
218	3-7/16 3-1/2 85mm	123366	INS-SCM-307	123423	INS-SCM-307-FF	045765	INS-SCM-307-CR*	@	INS-SCM-307-HT
		123367	INS-SCM-308	@	INS-SCM-308-FF	@	INS-SCM-308-CR*	@	INS-SCM-308-HT
		125844	INS-SCM-85M	@	INS-SCM-85M-FF	@	INS-SCM-85M-CR*	@	INS-SCM-85M-HT

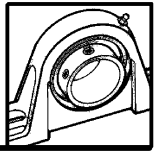
SCM Piloted Flange only

* 20 piece minimum

@ Assembled to order

FEATURE/BENEFITS SETScrew BALL BEARINGS PAGE B2-2	HOW TO ORDER/ NOMENCLATURE PAGE B2-4	SELECTION PAGE B2-5	
---	--	------------------------	--

SELECTION/DIMENSIONS



Setscrew Ball Bearings

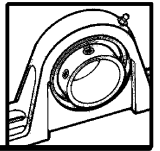
SCM MEDIUM DUTY BEARING INSERTS

Series	Shaft Size	Weight lbs.	A	C	D	J	L	N	W	Y
206	1 25mm	0.71 0.32	1-25/64 35.3	.7067 18.0	2.4409 62.0	.190 4.8	1-37/64 40.1	5/16-24 M8x1.25	31/64 23.0	29/32 23.0
207	1-3/16 1-1/4 30mm	1.07 1.02 0.53	1-17/32 38.9	.7480 19.0	2.8346 72.0	.202 5.1	1-27/32 46.8	5/16-24 M8x1.25	1/2 12.7	1-1/32 26.2
208	1-7/16 1-1/2 35mm	1.32 1.27 0.60	1-11/16 42.9	.8661 22.0	3.1496 80.0	.224 5.7	2-3/64 52.0	5/16-24 M8x1.25	19/32 15.1	1-3/32 27.8
209	1-1/2 1-5/8 40mm	1.62 1.49 0.71	1-23/32 43.7	.8661 22.0	3.3465 85.0	.248 6.3	2-7/32 56.4	5/16-24 M8x1.25	19/32 15.1	1-1/8 28.6
210	1-11/16 1-3/4 45mm	1.82 1.74 0.76	1-3/4 44.5	.8661 22.0	3.5433 90.0	.248 6.3	2-7/16 61.9	3/8-24 M10x1.5	19/32 15.1	1-5/32 29.4
211	1-15/16 2 50mm	2.36 2.26 1.03	1-27/32 46.8	.9449 24.0	3.9370 100.0	.267 6.8	2-23/32 69.1	3/8-24 M10x1.5	5/8 15.9	1-7/32 31.0
212	2-3/16 2-1/4 55mm	2.97 2.85 1.27	1-63/64 50.4	1.0240 26.0	4.3307 110.0	.250 6.4	2-31/32 75.4	3/8-24 M10x1.5	43/64 17.1	1-5/16 33.3
214	2-7/16 2-1/2 60mm	4.39 4.25 1.86	2-15/64 56.8	1.1020 28.0	4.9213 125.0	.265 6.7	3-5/16 84.1	3/8-24 M10x1.5	51/64 20.2	1-7/16 36.5
215	2-11/16 70mm	4.49 1.98	2-9/32 57.9	1.1420 29.0	5.1181 130.0	.265 6.7	3-5/8 92.1	3/8-24 M10x1.5	13/16 20.6	1-15/32 37.3
216	2-15/16 3 75mm	5.54 5.52 2.51	2-11/64 55.2	1.1810 30.0	5.5118 140.0	.285 7.2	3-53/64 97.2	3/8-24 M10x.15	43/64 17.1	1-1/2 38.1
218	3-7/16 3-1/2 85mm	7.35 7.33 3.33	2-31/64 63.1	1.3400 34.0	6.2992 160.0	.300 7.6	4-23/64 110.7	3/8-24 M10x1.5	59/64 23.4	1-9/16 39.7

MODIFICATIONS
PAGE B2-119

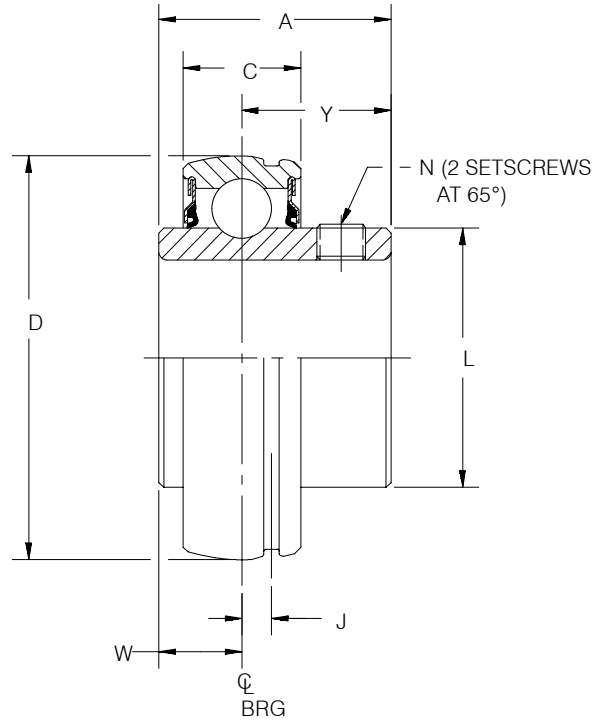
RELATED PRODUCTS
PAGE B2-43

SELECTION/DIMENSIONS



Setscrew Ball Bearings

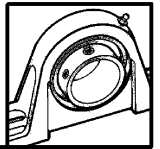
VSC INTERMEDIATE DUTY BEARING INSERTS



Series	Shaft Size	Part Number	Description
203	1/2	389923	INS-VSC-008
	5/8	389924	INS-VSC-010
204	3/4	389925	INS-VSC-012
205	7/8	389936	INS-VSC-014
	15/16	389937	INS-VSC-015
	1	389926	INS-VSC-100
206	1-1/8	389938	INS-VSC-102
	1-3/16	389927	INS-VSC-103
	1-1/4	389934	INS-VSC-104S
207	1-1/4	389928	INS-VSC-104
	1-3/8	389939	INS-VSC-106
	1-7/16	389929	INS-VSC-107
208	1-1/2	389930	INS-VSC-108
209	1-11/16	389940	INS-VSC-111
	1-3/4	389941	INS-VSC-112
210	1-15/16	389931	INS-VSC-115
	2	389932	INS-VSC-200
211	2	389935	INS-VSC-200L
	2-3/16	389933	INS-VSC-203

FEATURE/BENEFITS SETSCREW BALL BEARINGS PAGE B2-2	HOW TO ORDER/ NOMENCLATURE PAGE B2-4	SELECTION PAGE B2-5	MODIFICATIONS PAGE B2-119
---	--	------------------------	------------------------------

SELECTION/DIMENSIONS



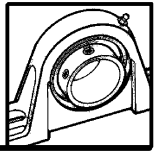
Setscrew Ball Bearings

VSC INTERMEDIATE DUTY BEARING INSERTS

Series	Shaft Size	Weight lbs.	A	C	D	J
203	1/2 5/8	.23 .21	15/16	0.5110	1.5748	0.150
204	3/4	.25	1-1/16	0.5906	1.8504	0.152
205	7/8 15/16 1	.41 .38 .25	1-3/32	0.5906	2.0472	0.152
206	1-1/8 1-3/16 1-1/4	.61 .58 .56	1-19/64	0.7067	2.4409	0.190
207	1-1/4 1-3/8 1-7/16	.92 .88 .75	1-7/16	0.7480	2.8346	0.202
208	1-1/2	1.20	1-9/16	0.8661	3.1496	0.224
209	1-11/16 1-3/4	1.41 1.34	1-19/32	0.8661	3.3465	0.248
210	1-15/16 2	1.46 1.37	1-5/8	0.8661	3.5433	0.248
211	2 2-3/16	2.24 1.95	1-23/32	0.9449	3.9370	0.267

Series	Shaft Size	L	N	W	Y
203	1/2 5/8	31/32	10-32	19/64	41/64
204	3/4	1-1/8	10-32	21/64	47/64
205	7/8 15/16 1	1-21/64	1/4-28	21/64	49/64
206	1-1/8 1-3/16 1-1/4	1-37/64	5/16-24	25/64	29/32
207	1-1/4 1-3/8 1-7/16	1-27/32	5/16-24	13/32	1-1/32
208	1-1/2	2-3/64	5/16-24	15/32	1-3/32
209	1-11/16 1-3/4	2-7/32	5/16-24	15/32	1-1/8
210	1-15/16 2	2-7/16	3/8-24	15/32	1-5/32
211	2 2-3/16	2-23/32	3/8-24	1/2	1-7/32

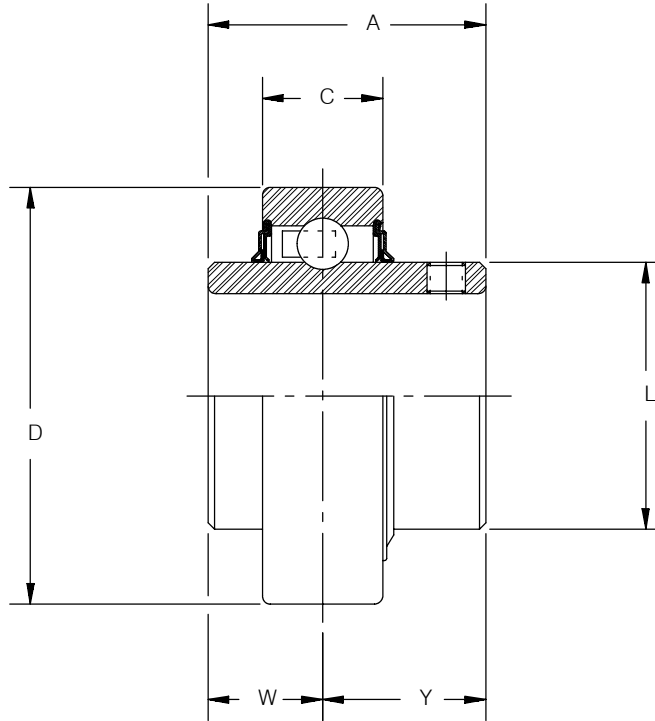
RELATED PRODUCTS PAGE B2-43			
--------------------------------	--	--	--



SELECTION/DIMENSIONS

Setscrew Ball Bearings

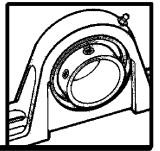
CC BALL BEARING FAN AND BLOWER INSERTS



Series	Shaft Size	Part Number	Description	Weight lbs.	A	Nominal C in/mm	Nominal D in/mm	L	W	Y
205	15/16 1	134161	INS-CC-015	.54	1-23/64	.5906	2.0472	1-5/16	9/16	51/64
		134162	INS-CC-100	.51		15	52			
206	1-1/8 1-3/16	134164	INS-CC-102	.89	1-9/16	.6299	2.4409	1-19/32	39/64	61/64
		134165	INS-CC-103	.83		16	62			
207	1-1/4 1-3/8 1-7/16	134166	INS-CC-104	1.44	1-49/64	.6693	2.8346	1-27/32	21/32	1-7/64
		134168	INS-CC-106	1.26		17	72			
		134169	INS-CC-107	1.20						
209	1-11/16 1-3/4	134170	INS-CC-111	1.87	2-1/32	.7480	3.3465	2-9/32	51/64	1-15/64
		134171	INS-CC-112	1.82		19	85			
210	1-15/16	134172	INS-CC-115	2.18	2-3/32	.7874 20	3.5433 90	2-15/32	53/64	1-17/64
211	2-3/16	134174	INS-CC-203	2.88	2-1/4	.8268 21	3.9370 100	2-3/4	27/32	1-13/32

The insert is relubricated through the back seal area of the bearing.

FEATURE/BENEFITS SETSCREW BALL BEARINGS PAGE B2-2	HOW TO ORDER/ NOMENCLATURE PAGE B2-4	SELECTION PAGE B2-5	MODIFICATIONS PAGE B2-119
---	--	------------------------	------------------------------



Setscrew Ball Bearings

LUBRICANTS

DODGE ball bearings are factory lubricated with Shell Alvania #2 lubricant. For applications where extreme ambient temperatures or speeds are anticipated or environmental considerations require a different lubricant, DODGE has a wide variety of lubricants available. Special lubricant options usually require set-up charges and premiums.

SEALS

The PROGUARD PLUS seal is a highly effective positive contact, land riding seal with flingers pressed on to each side of the inner ring offering added protection from wash down or extreme contamination. For high speeds or where seal drag would be an impediment, an all metallic labyrinth seal is available.

HIGH TEMPERATURE

DODGE high temperature bearings are designed to operate in temperatures from 225°F (108°C) to 400°F (205°C). The bearings have adjusted internal clearances, metallic labyrinth seals, high temperature retainers, heat stabilized outer rings, and lubricants to meet the temperature needs of the application. To insure proper replacement, the bearing is identified by a six digit part number etched on a stainless steel nameplate riveted to the housing. The part number identifies the specific feature of the bearing. High temperature bearings are factory assembled to order and are available at extra cost. Consult DODGE Engineering for application assistance at (864)297-4800 or fax (864)281-2317.

AIR HANDLING

Industrial fans and blowers generally operate at high speeds with bearing requirements of long life and quiet operation. DODGE stocks SC, and SCM Air Handling Pillow Blocks and flange bearings that are specifically designed to meet the requirements of the air handling industry. These bearings are 100% noise tested, and have an air handling fit for long life and quiet operation. These bearings are recommended for fan and blower applications. Sizes and housing configurations not listed can be supplied on a made to order basis.

COATINGS

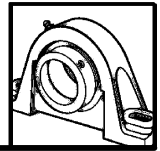
For extra corrosion resistance, a variety of housing finishes are available. Special coatings include nickel/chrome plating or polymer housing, as an option. These coatings conform to U.S.D.A. and F.D.A. requirements. SC and SCM inserts can be supplied with a thin dense chrome finish to the inner and outer rings, stainless steel balls and set-screws, and nickel plated flingers as well as F.D.A. lubricant.

OTHER MODIFICATIONS

For applications requiring modifications not listed, we encourage you to contact our Customer Order Engineering Department at (864)297-4800 or fax (864)281-2317.

FEATURE/BENEFITS SETSCREW BALL BEARINGS PAGE B2-2	HOW TO ORDER/ NOMENCLATURE PAGE B2-4	SELECTION PAGE B2-5	
---	--	------------------------	--

RELATED PRODUCTS



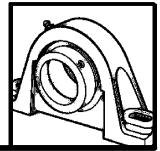
Setscrew Ball Bearings

HIGH TEMPERATURE SC & SCM BALL BEARINGS

Series	Shaft Size	Pillow Blocks Part Number	Description	2 Bolt Flanges Part Number	Description	4 Bolt Flanges Part Number	Description
204	1/2	@	P2B-SC-008L-HT	054843	F2B-SC-008L-HT	@	F4B-SC-008L-HT
	5/8	@	P2B-SC-010L-HT	057474	F2B-SC-010L-HT	@	F4B-SC-010L-HT
	3/4	053670	P2B-SC-012-HT	052618	F2B-SC-012-HT	058263	F4B-SC-012-HT
	20 mm	@	P2B-SC-20M-HT	@	F2B-SC-20M-HT	@	F4B-SC-20M-HT
205	7/8	@	P2B-SC-014-HT	051906	F2B-SC-014-HT	@	F4B-SC-014-HT
	15/16	@	P2B-SC-015-HT	@	F2B-SC-015-HT	054190	F4B-SC-015-HT
	1	051513	P2B-SC-100-HT	052294	F2B-SC-100-HT	052015	F4B-SC-100-HT
	25 mm	@	P2B-SC-25M-HT	@	F2B-SC-25M-HT	@	F4B-SC-25M-HT
206	1	054782	P2B-SCM-100-HT	@	F2B-SCM-100-HT	@	F4B-SCM-100-HT
	1-1/8	@	P2B-SC-102-HT	@	F2B-SC-102-HT	@	F4B-SC-102-HT
	1-3/16	053169	P2B-SC-103-HT	052604	F2B-SC-103-HT	054419	F4B-SC-103-HT
	1-1/4	@	P2B-SC-104S-HT	@	F2B-SC-104S-HT	@	F4B-SC-104S-HT
	30 mm	@	P2B-SC-30M-HT	@	F2B-SC-30M-HT	054534	F4B-SC-30M-HT
207	1-3/16	054314	P2B-SCM-103-HT	@	F2B-SCM-103-HT	@	F4B-SCM-103-HT
	1-1/4	058262	P2B-SC-104-HT	052311	F2B-SC-104-HT	051826	F4B-SC-104-HT
	1-3/8	@	P2B-SC-106-HT	@	F2B-SC-106-HT	@	F4B-SC-106-HT
	1-7/16	050189	P2B-SC-107-HT	054300	F2B-SC-107-HT	052540	F4B-SC-107-HT
	1-7/16	052531	P2B-SCB-107-HT	-----	-----	-----	-----
	35 mm	@	P2B-SC-35M-HT	@	F2B-SC-35M-HT	@	F4B-SC-35M-HT
208	1-7/16	054276	P2B-SCM-107-HT	@	F2B-SCM-107-HT	054342	F4B-SCM-107-HT
	1-1/2	057338	P2B-SC-108-HT	054203	F2B-SC-108-HT	051827	F4B-SC-108-HT
	40 mm	@	P2B-SC-40M-HT	@	F2B-SC-40M-HT	@	F4B-SC-40M-HT

DIMENSIONS SCAH PILLOW BLOCKS PAGE B2-14	DIMENSIONS SCMAH PILLOW BLOCKS PAGE B2-30	DIMENSIONS SCAH FLANGE BEARINGS PAGE B2-42	DIMENSIONS SCMAH FLANGE BEARINGS PAGE B2-48
--	---	--	---

RELATED PRODUCTS

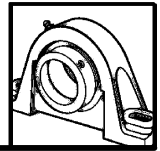


Setscrew Ball Bearings

HIGH TEMPERATURE SC & SCM BALL BEARINGS

Series	Shaft Size	Pillow Blocks Part Number	Description	2 Bolt Flanges Part Number	Description	4 Bolt Flanges Part Number	Description
209	1-1/2	@	P2B-SCM-108-HT	@	F2B-SCM-108-HT	@	F4B-SCM-108-HT
	1-11/16	053563	P2B-SC-111-HT	@	F2B-SC-111-HT	057212	F4B-SC-111-HT
	1-3/4	@	P2B-SC-112-HT	@	F2B-SC-112-HT	051825	F4B-SC-112-HT
	45 mm	@	P2B-SC-45M-HT	@	F2B-SC-45M-HT	@	F4B-SC-45M-HT
210	1-11/16	054315	P2B-SCM-111-HT	@	F2B-SCM-111-HT	054593	F4B-SCM-111-HT
	1-3/4	@	P2B-SCM-112-HT	057114	F2B-SCM-112-HT	057368	F4B-SCM-112-HT
	1-15/16	052047	P2B-SC-115-HT	@	F2B-SC-115-HT	052048	F4B-SC-115-HT
	1-15/16	052532	P2B-SCB-115-HT	-----	-----	-----	-----
	2	058183	P2B-SC-200-HT	@	F2B-SC-200-HT	057132	F4B-SC-200-HT
211	50 mm	@	P2B-SC-50M-HT	@	F2B-SC-50M-HT	@	F4B-SC-50M-HT
	1-15/16	052276	P2B-SCM-115-HT	@	F2B-SCM-115-HT	057636	F4B-SCM-115-HT
	2	054934	P2B-SCM-200-HT	@	F2B-SCM-200-HT	054065	F4B-SCM-200-HT
	2-3/16	053955	P2B-SC-203-HT	@	F2B-SC-203-HT	@	F4B-SC-203-HT
	2-1/4	@	P2B-SC-204-HT	@	F2B-SC-204-HT	054918	F4B-SC-204-HT
212	55mm	@	P2B-SC-55M-HT	@	F2B-SC-55M-HT	@	F4B-SC-55M-HT
	2-3/16	054412	P2B-SCM-203-HT	@	F2B-SCM-203-HT	@	F4B-SCM-203-HT
	2-1/4	@	P2B-SCM-204-HT	@	F2B-SCM-204-HT	@	F4B-SCM-204-HT
	2-7/16	@	P2B-SC-207-HT	@	F2B-SC-207-HT	057487	F4B-SC-207-HT
214	60 mm	@	P2B-SC-60M-HT	057800	F2B-SC-60M-HT	057801	F4B-SC-60M-HT
	2-7/16	054316	P2B-SCM-207-HT	-----	-----	054917	F4B-SCM-207-HT
	2-1/2	@	P2B-SCM-208-HT	-----	-----	@	F4B-SCM-208-HT
	2-11/16	@	P2B-SC-211-HT	-----	-----	@	F4B-SC-211-HT
215	70 mm	@	P2B-SC-70M-HT	-----	-----	@	F4B-SC-70M-HT
	2-15/16	@	P2B-SC-215-HT	-----	-----	052550	F4B-SC-215-HT
216	75 mm	@	P2B-SC-75M-HT	-----	-----	@	F4B-SC-75M-HT
	2-15/16	054556	P2B-SCM-215-HT	-----	-----	052478	F4B-SCM-215-HT
216	3	@	P2B-SCM-300-HT	-----	-----	@	F4B-SCM-300-HT

DIMENSIONS SCAH PILLOW BLOCKS PAGE B2-14	DIMENSIONS SCMAH PILLOW BLOCKS PAGE B2-30	DIMENSIONS SCAH FLANGE BEARINGS PAGE B2-42	DIMENSIONS SCMAH FLANGE BEARINGS PAGE B2-48
--	---	--	---



RELATED PRODUCTS

Setscrew Ball Bearings

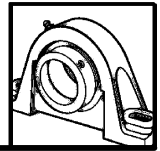
HIGH TEMPERATURE SC & SCM BALL BEARINGS

Series	Shaft Size	Tapped Base Pillow Blocks Part Number	Description
211	2-3/16	050555	TB-SC-203-HT

Series	Shaft Size	Non Expansion Pillow Blocks		Expansion Pillow Blocks	
		Part Number	Description	Part Number	Description
206	1-3/16	054062	P2B-SCH-103-HT	054063	P2B-SCH-103-EHT
207	1-7/16	053894	P2B-SCH-107-HT	053895	P2B-SCH-107-EHT

Series	Shaft Size	Piloted Flanges	
		Part Number	Description
208	1-1/2	053871	FC-SC-108-HT
212	55 mm	054837	FC-SCM-55M-HT
216	2-15/16	054831	FC-SCM-215-HT

Series	Shaft Size	Wide Slot Take-Up		Narrow Slot Take-Up	
		Part Number	Description	Part Number	Description
210	1-15/16	@	WSTU-SC-115-HT	054580	NSTU-SC-115-HT



RELATED PRODUCTS

DODGE Ball Bearing End Covers*

Series	Pillow Blocks Std, U, B	Tapped Base PB	2 Bolt Flange	4 Bolt Flange	Piloted Flange (FC)	Flanged Bracket	Narrow Slot Take-Up	Wide Slot Take-Up
203	X		X	X		X		
204	X	X	X	X		X	X	X
205	X	X	X	X		X	X	X
206	X	X	X	X	@	X	X	X
207	X	X	X	X	@	X	X	X
208	X	X	X	X	@		X	X
209	X	X	X	X	@		X	X
210	X	X	X	X	@	X	X	X
211	X	X	X	X	NA		X	X
212	X		X	X	NA		X	X
214	X			X	NA			X
215	X			X				X
216	X			X	X			X
218	X			X	X			

* = Will not fit LF, LFT, SCHB, HNGR & CLY

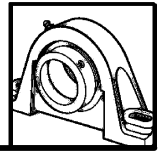
NA = Will not fit

@ = Some modification required

X = Will fit

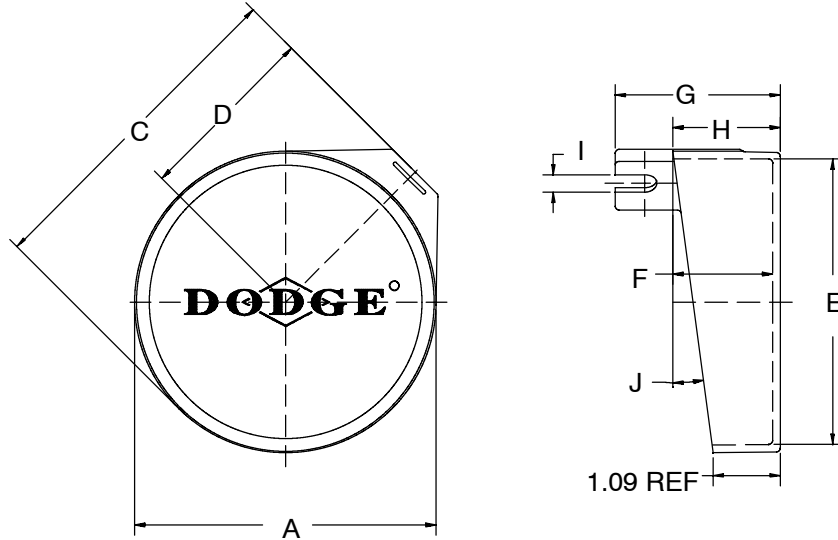
HOW TO ORDER/ NOMENCLATURE PAGE B2-4	DIMENSIONS PAGE B2-10		
--	--------------------------	--	--

RELATED PRODUCTS



Setscrew Ball Bearings

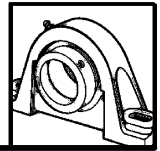
BALL BEARING END COVERS FOR PILLOW BLOCKS & TAPPED BASE UNITS



Series	Shaft Size*		Part Number	Description
	SC, VSC, DL, SXR, SXV	SCM, DLM, SCH, SXRH, DLH		
203	1/2 & 5/8 17mm	-----	128200	EC-203-P
204	1/2 - 3/4 20mm	-----	128202	EC-204-P
205	7/8 - 1 25mm	-----	128204	EC-205-P
206	1-1/16 - 1-1/4 30mm	----- 25mm	128206	EC-206-P
207	1-1/4 - 1-7/16 35mm	1-3/6 & 1-1/4 30mm	128208	EC-207-P
208	1-1/2 - 1-5/8 40mm	1-7/16 35mm	128210	EC-208-P
209	1-5/8 - 1-3/4 45mm	1-1/2 40mm	128212	EC-209-P
210	1-15/16 & 2 50mm	1-11/16 & 1-3/4 45mm	128214	EC-210-P
211	2 - 2-1/4 55mm	1-15/16 & 2 50mm	128216	EC-211-P
212	2-1/4 - 2-7/16 60m	2-3/16 - 2-1/4 55mm	128218	EC-212-P

*NOTE: SCH, SXRH, and DLH use the next larger end cover. E.g. A P2B-DLH-103 would use a EC-207-P.

HOW TO ORDER/ NOMENCLATURE PAGE B2-4	DIMENSIONS PAGE B2-10		
--	--------------------------	--	--



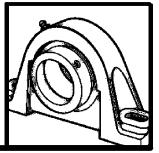
RELATED PRODUCTS

Setscrew Ball Bearings

BALL BEARING END COVERS FOR PILLOW BLOCKS & TAPPED BASE UNITS

Series	Shaft Size*		A	B	C	D	E	F	G	H	I	J
	SC, VSC, DL, SXR, SXV	SCM, DLM, SCH, SXRH, DLH										
203	1/2 & 5/8 17mm	-----	1-25/32 45.2	1-43/64 42.4	2-7/64 53.6	1-3/32 27.7	1-41/64 41.7	49/64 19.56	1-29/64 37.1	29/32 22.9	1/4 6.4	9°
204	1/2 - 3/4 20mm	-----	2-3/64 52.0	1-27/32 46.7	2-37/64 65.3	1-19/64 33.0	1-55/64 47.2	1-1/64 25.65	1-49/64 45.0	1-5/32 29.5	5/16 7.9	11°
205	7/8 - 1 25mm	-----	2-3/8 60.2	2-3/16 55.6	2-13/16 71.4	1-3/16 35.0	2-5/32 54.9	1-1/16 26.92	1-7/8 47.8	1-7/32 31.0	11/32 8.6	9°
206	1-1/16 - 1-1/4 30mm	----- 25mm	2-47/64 69.3	2-17/32 64.3	3-21/64 84.3	1-45/64 43.2	2-1/2 63.5	1-15/64 31.50	2-5/32 54.9	1-13/32 35.6	23/64 8.9	9°
207	1-1/4 - 1-7/16 35mm	1-3/6 & 1-1/4 30mm	3-1/4 82.6	3 76.2	3-51/64 96.3	1-29/32 48.5	3-1/64 76.7	1-5/16 33.27	2-11/32 59.4	1-31/64 37.6	3/8 9.4	7° 30'
208	1-1/2 - 1-5/8 40mm	1-7/16 35mm	3-3/8 85.9	3-1/8 79.5	4 101.6	2-1/16 52.3	3-7/64 79.0	1-19/64 33.02	2-13/32 61.0	1-1/2 38.1	27/64 10.7	6°
209 10.7	1-5/8 - 1-3/4 45mm	1-1/2 40mm	3-11/16 93.7	3-15/32 88.1	4-17/64 108.2	2-11/64 55.1	3-13/32 86.6	1-21/64 33.78	2-21/64 59.2	1-17/32 38.9	25/64 9.9	7°
210	1-15/16 & 2 50mm	1-11/16 & 1-3/4 45mm	3-7/8 98.6	3-37/64 90.9	4-1/2 114.3	2-19/32 59.2	3-37/64 90.9	1-23/64 34.29	2-1/2 63.5	1-9/16 39.6	31/64 12.5	9°
211	2 - 2-1/4 55mm	1-15/16 & 2 50mm	4-27/64 12.3	4 101.6	5-1/16 128.5	2-19/32 66.0	4-1/8 104.7	1-13/32 35.81	2-37/64 65.3	1-5/8 41.2	29/64 11.4	7°
212	2-1/4 - 2-7/16 60m	2-3/16 - 2-1/4 55mm	4-59/64 125.0	4-15/32 113.3	5-29/64 138.7	2-3/4 69.9	4-39/64 117.1	1-17/32 38.86	2-11/16 68.3	1-3/4 44.5	13/32 10.4	8°

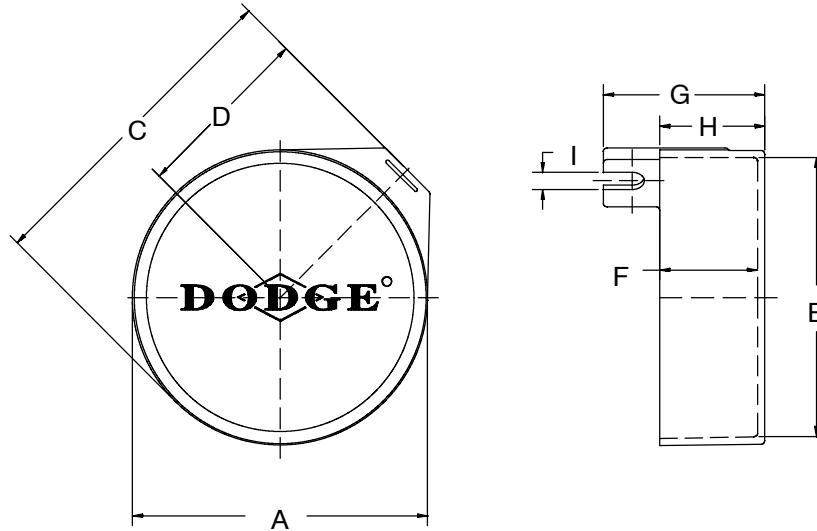
HOW TO ORDER/ NOMENCLATURE PAGE B2-4			
--	--	--	--



RELATED PRODUCTS

Setscrew Ball Bearings

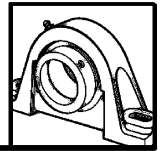
BALL BEARING END COVERS FOR MOUNTED UNITS OTHER THAN PILLOW BLOCKS & TAPPED BASE UNITS



Series	Shaft Size*		Part Number	Description
	SC, VSC, DL, SXR, SXV	SCM & DLM		
203	1/2 & 5/8 17mm	-----	128201	EC-203-X
204	1/2 - 3/4 20mm	-----	128203	EC-204-X
205	7/8 - 1 25mm	-----	128205	EC-205-X
206	1-1/16 - 1-1/4 30mm	----- 25mm	128207	EC-206-X
207	1-1/4 - 1-7/16 35mm	1-3/6 & 1-1/4 30mm	128209	EC-207-X
208	1-1/2 - 1-5/8 40mm	1-7/16 35mm	128211	EC-208-X
209 101.6	1-5/8 - 1-3/4 45mm	1-1/2 40mm	128213	EC-209-X
210	1-15/16 & 2 50mm	1-11/16 & 1-3/4 45mm	128215	EC-210-X
211	2 - 2-1/4 55mm	1-15/16 & 2 50mm	128217	EC-211-X
212	2-1/4 - 2-7/16 60mm	2-3/16 - 2-1/4 55mm	128219	EC-212-X

*NOTE: Above end covers will not fit the LF and LFT bearings

HOW TO ORDER/ NOMENCLATURE PAGE B2-4	DIMENSIONS PAGE B2-10		
--	--------------------------	--	--



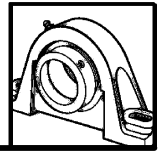
RELATED PRODUCTS

Setscrew Ball Bearings

BALL BEARING END COVERS FOR MOUNTED UNITS OTHER THAN PILLOW BLOCKS & TAPPED BASE UNITS

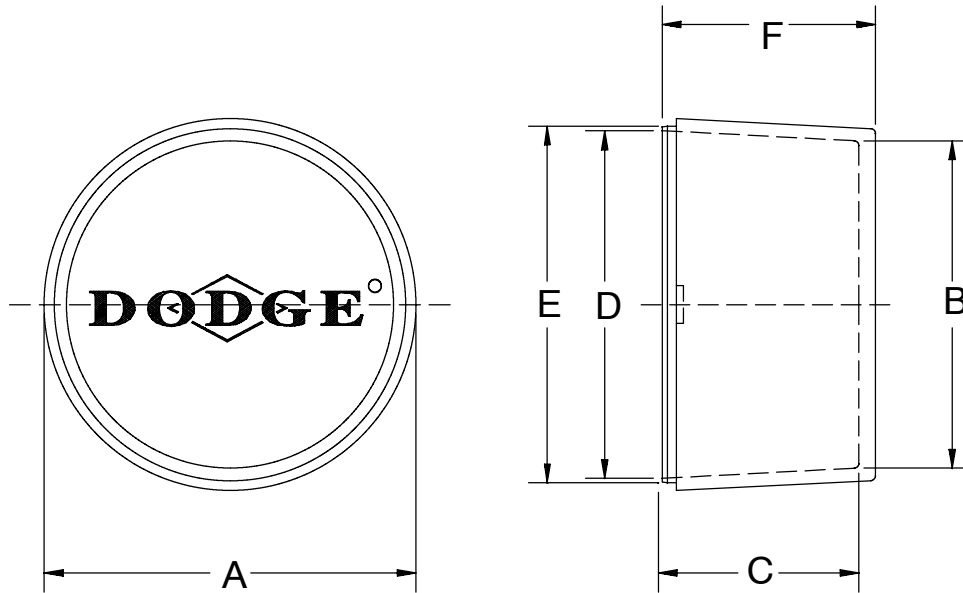
Series	Shaft Size*		Weight lbs gm	A	B	C	D	E	F	G	H	I
	SC, VSC, DL, SXR, SXV	SCM & DLM										
203	1/2 & 5/8 17mm	-----	0.02 10	1-51/64 45.5	1-43/64 42.4	2-13/64 56.1	1-3/16 30.2	1-41/64 41.7	51/64 20.3	1-29/64 37.1	15/16 23.9	1/4 6.4
204	1/2 - 3/4 20mm	-----	0.03 15	2-7/32 56.1	2 50.8	2-47/64 69.6	1-25/64 35.3	2-1/32 51.6	1-1/64 25.7	1-13/16 45.7	1-5/32 29.5	5/16 7.9
205	7/8 - 1 25mm	-----	0.05 24	2-3/8 60.2	2-3/16 55.6	3-3/64 77.2	1-19/32 40.6	2-5/32 54.9	1-1/64 25.7	1-53/64 46.5	1-11/64 29.7	11/32 8.7
206	1-1/16 - 1-1/4 30mm	----- 25mm	0.08 36	2-47/64 69.3	2-17/32 64.3	3-21/64 84.3	1-45/64 43.2	2-1/2 63.5	1-3/16 30.2	2-1/16 52.3	1-23/64 34.5	23/64 8.9
207	1-1/4 - 1-7/16 35mm	1-3/6 & 1-1/4 30mm	0.12 53	3-1/4 82.6	3 76.2	3-27/32 97.5	1-31/32 50.0	3-1/64 76.7	1-11/32 34.5	2-11/32 59.4	1-17/32 38.9	3/8 9.4
208 9.4	1-1/2 - 1-5/8 40mm	1-7/16 35mm	0.14 64	3-3/8 85.9	3-1/8 79.5	4 101.6	2-1/16 52.3	3-7/64 79.0	1-19/64 33.0	2-13/32 61.0	1-1/2 38.1	27/64 10.7
209	1-5/8 - 1-3/4 45mm	1-1/2 40mm	0.16 73	3-11/16 93.7	3-15/32 88.1	4-17/64 108.2	2-11/64 55.1	3-13/32 86.6	1-23/64 34.3	2-21/64 59.2	1-17/32 38.9	25/64 9.9
210	1-15/16 & 2 50mm	1-11/16 & 1-3/4 45mm	0.18 82	3-7/8 98.6	3-37/64 90.9	4-1/2 114.3	2-21/64 59.2	3-9/16 90.9	1-23/64 34.3	2-33/64 63.8	1-9/16 39.6	31/64 12.4
211	2 - 2-1/4 55mm	1-15/16 & 2 50mm	0.24 108	4-27/64 112.3	4 101.6	5-1/16 128.5	2-19/32 66.0	4-1/8 104.7	1-29/64 36.8	2-37/64 65.3	1-21/32 42.2	29/64 11.4
212	2-1/4 - 2-7/16 60mm	2-3/16 - 2-1/4 55mm	0.27 124	4-59/64 125.0	4-15/32 113.3	5-15/32 138.7	2-3/4 69.9	4-39/64 117.1	1-35/64 39.1	2-11/16 68.3	1-3/4 44.5	13/32 10.4

RELATED PRODUCTS



Setscrew Ball Bearings

BALL BEARING END COVERS FOR MOUNTED UNITS 214 SERIES & LARGER



Series	Shaft Size		Part Number	Description
	SC, VSC, DL, SXR, SXV, SCH SXRH, DLH	SC, VSC, DL, SCM & DLM		
214	2-1/2 & 2-11/16 70mm	2-7/16 & 2-1/2 65mm	128220	EC-214
215	2-15/16 75mm	2-11/16 70mm	128221	EC-215
216	-----	2-15/16 & 3 75mm	128222	EC-216
218	-----	3-7/16 & 3-1/2 85mm	128223	EC-218

Series	Shaft Size		Weight lbs gm	A	B	C	D	E	F
	SC, VSC, DL, SXR, SXV, SCH SXRH, DLH	SC, VSC, DL, SCM & DLM							
214	2-1/2 & 2-11/16 70mm	2-7/16 & 2-1/2 65mm	0.33 151	4-15/16 125.5	4-7/16 112.8	2-39/64 66.3	4-39/64 117.1	4.741/4.737 120.4/120.3	2-53/64 71.9
215	2-15/16 75mm	2-11/16 70mm	0.36 164	5-3/32 129.3	4-49/64 120.9	2-29/64 62.5	4-3/4 120.7	4.944/4.940 125.6/125.5	2-7/8 72.9
216	-----	2-15/16 & 3 75mm	0.44 201	5-9/16 141.2	5-15/64 132.8	2-47/64 69.6	5-13/64 132.1	5.350/5.346 135.9-135.8	2-63/64 75.7
218	-----	3-7/16 & 3-1/2 85mm	0.57 257	6-5/16 160.3	5-29/32 149.9	2-27/32 72.1	5-15/16 150.6	6.100/6.096 154.9/154.8	3-3/32 78.5