



GEBR. REINFURT GMBH & CO. KG  
HIGH-PRECISION BALL BEARINGS



**Small and Miniature Ball Bearings**

Information given in earlier catalogues, which does not correspond with information contained in this issue, is obsolete.  
We reserve the right to make alterations which may become necessary due to technical improvements.

---



# Contents

## Page

|    |  |
|----|--|
| 2  | The Company  |
| 3  | Foreword   |
| 4  | Product Range  |
| 6  | The GRW Numbering System   |
| 8  | Deep Groove Ball Bearings — metric, unshielded                           |
| 14 | Deep Groove Ball Bearings — metric, with non-contact shield              |
| 20 | Deep Groove Ball Bearings — metric, with seal                            |
| 26 | Deep Groove Ball Bearings — inch, unshielded                             |
| 28 | Deep Groove Ball Bearings — inch, with non-contact shield                |
| 32 | Deep Groove Ball Bearings — inch, with seal                              |
| 34 | Tolerance Table  |
| 36 | Special Bearings   |
| 37 | Spindle/Angular Contact Ball Bearings                                    |
| 38 | Accessories  |
| 40 | Retainers for Miniature Ball Bearings                                    |
| 42 | Closures   |
| 43 | Materials for Rings and Balls  |
| 44 | Lubrications   |
| 46 | Functional Tests   |
| 48 | Limiting Speeds  |
| 50 | Bearing Capacities   |
| 51 | Fatigue Life   |
| 52 | Mounting of Bearings   |
| 53 | Shaft and Housing Shoulders  |
| 54 | Fitting  |
| 56 | Reduction in Radial Clearance  |
| 58 | Calibration of Bore and Outside Diameter                                 |
| 59 | Elastic Behaviour of Deep Groove Ball Bearings                           |
| 60 | Relationship between Radial Clearance, Axial Clearance and Contact Angle |
| 62 | Duplex Bearings  |
| 63 | The Three Types of Duplex Assembly for Radial Ball Bearings              |
| 64 | Misalignment   |
| 65 | High-precision Ball Bearing Handling and Failure Analysis                |
| 66 | Packaging  |
| 67 | GRW Quality — Internationally Certified According to DIN EN ISO 9001     |
| 68 | Explanation of Basic Terms   |
| 70 | A Glance at the GRW Production Plant                                     |
| 72 | Index  |



## The Company



Administration and production facilities in Würzburg

The company headquarters in Würzburg, administration and production facilities, and the modern production facilities seven kilometres to the north in Rimpf.

More than 350 employees work on the development and manufacture of the high-precision ball bearings.



Rimpf production facilities



### **Perfection in Miniature**

The results of more than 50 years experience in our chosen field guarantees the precision and finish of our miniature ball bearings that can only be seen with the aid of a magnifying glass. However, these features are even more apparent when the bearings are fitted into instruments in the microelectronics, aviation and aerospace engineering, instrument, and dental fields because of their accuracy, reliability and smooth performance.









If required, GRW engineers and technicians will also develop individual system solutions in addition to the standard range shown in this catalogue, for example, complete ready-to-fit units. Short development periods and short lead-times thanks to modern production methods mean we are able to solve a wide variety of problems, supplying units to suit every application.

Contact our application engineers to discuss your technical requirements and problems. We look forward to hearing from you.


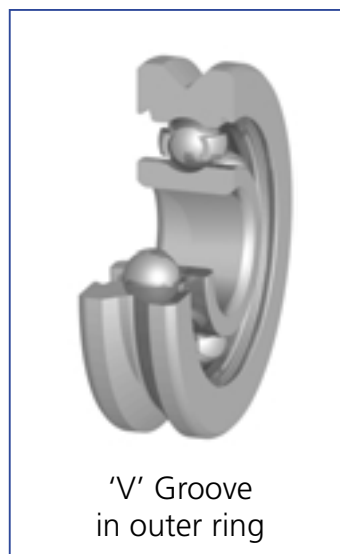
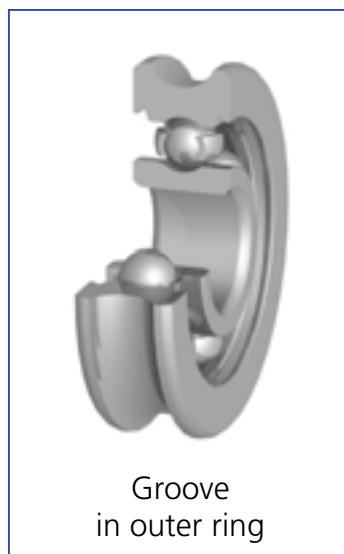
**Technical application support: + 49 931 79 52-4 40**











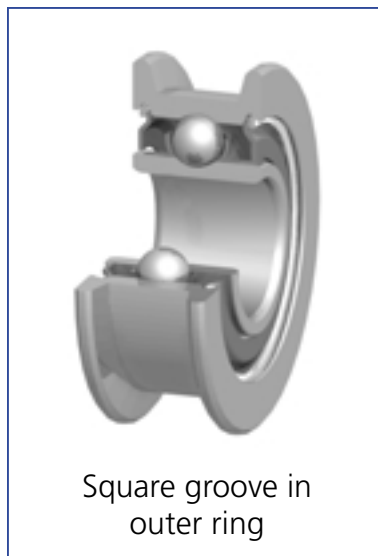
# Product Range

| Deep Groove Radial Bearings<br>Single Row,<br>without Filling Slot |        | Unshielded   | Bore   |        | Outer diameter |        |
|--|--------|--|--------|--------|----------------|--------|
|  |        |  | from   | to     | from           | to     |
| without flange   | metric | Page 8 to 13<br>    | 1      | 17     | 3              | 40     |
|  | inch   | Page 26 to 27<br>   | .0400" | .3750" | .1250"         | .8750" |
| with flange  | metric | Page 8 to 13<br>    | 1,5    | 10     | 4              | 22     |
|  | inch   | Page 26 to 27<br>   | .0469" | .3125" | .1562"         | .5000" |
| with extended<br>inner ring<br>without flange                      | metric | Page 8 to 13<br>  | 1,5    | 10     | 4              | 22     |
|  | inch   | Page 26 to 27<br> | .0469" | .3125" | .1562"         | .5000" |
| with extended<br>inner ring<br>with flange                         | metric | Page 8 to 13<br>  | 1,5    | 10     | 4              | 19     |
|  | inch   | Page 26 to 27<br> | .0469" | .3125" | .1562"         | .5000" |

## Special Bearings



| with non-contact shield   |        |        |           |        | with seals  |                    |        |        |           |        |    |
|---|--------|--------|-----------|--------|---|--------------------|--------|--------|-----------|--------|----|
| Z or -ZZ  | Bore   |        | Outside Ø |        | TS<br>RS  | -2TS<br>or<br>-2RS | Bore   |        | Outside Ø |        |    |
|   | from   | to     | from      | to     |   |                    | from   | to     | from      | to     |    |
| Page 14 to 19<br><br>Page 28 to 31   | 1,5    | 17     | 4         | 40     | Page 20 to 25<br><br>Page 32 to 33   |                    |        | 2      | 17        | 6      | 40 |
|   | .0469" | .3750" | .1562"    | .8750" |   |                    | .0781" | .3750" | .2500"    | .8750" |    |
| Page 14 to 19<br><br>Page 28 to 31   | 1,5    | 10     | 4         | 22     | Page 20 to 25<br><br>Page 32 to 33   |                    |        | 2      | 10        | 6      | 22 |
|   | .0469" | .3750" | .1562"    | .8750" |   |                    | .0781" | .3750" | .2500"    | .8750" |    |
| Page 14 to 19<br><br>Page 28 to 31 | 2      | 10     | 5         | 22     | Page 20 to 25<br><br>Page 32 to 33 |                    |        | 2      | 10        | 6      | 22 |
|   | .0469" | .3125" | .1562"    | .5000" |   |                    | .1875" | .2500" | .3125"    | .6250" |    |
| Page 14 to 19<br><br>Page 28 to 31 | 2      | 10     | 5         | 19     | Page 20 to 25<br><br>Page 32 to 33 |                    |        | 2      | 10        | 6      | 19 |
|   | .0469" | .3125" | .1562"    | .5000" |   |                    | .1875" | .2500" | .3125"    | .6250" |    |





# The GRW Numbering System

| Material  | Type   | Basic Number  | Closure   | Quality   | Radial Play   |
|---|--|---------------|---|---|---|
|   |  | <b>625</b>    |   |   | <b>C2</b>   |
|   |  | <b>1/8 B</b>  | <b>-Z2</b>  | <b>ABEC 5</b>   | <b>K35</b>  |
|   |  | <b>608</b>    |   | <b>P4</b>   | <b>D15</b>  |
| <b>SS</b>   | <b>FE</b>  | <b>624</b>    | <b>-Z2</b>  | <b>P4</b>   | <b>2</b>  |
| – SAE 52100 Chrome Steel<br>SS Stainless Steel X65Cr13<br>HY Hybrid bearing Ceramic balls Si <sub>3</sub> N <sub>4</sub> Rings made of SAE 52100 Chrome Steel<br>HYSS Hybrid bearing Ceramic balls Si <sub>3</sub> N <sub>4</sub> Rings made of X65Cr13<br>SV X30CrMoN15-1 (upon request) SAE AMS 5898<br>Page 43 | F Flanged outer ring<br>E Extended inner ring<br>Page 52 | Pages 8 to 33 | – Open bearing<br>Z Single shield<br>-Z2 Double shield<br>Z1 Single shield on flange side<br>Z2 Single shield on side opposite to flange<br>TS Single Teflon seal<br>-2TS Double Teflon seal<br>TS1 Single Teflon seal on flange side<br>TS2 Single Teflon seal on opposite to flange side<br>RS Single Perbunan rubber contact seal<br>-2RS Double Perbunan rubber contact seal<br>RZ Single Perbunan rubber seal non-contact<br>-2RZ Double Perbunan rubber seal non-contact<br>VS Single Viton seal<br>-2VS Double Viton seal<br>Page 42 | Quality grade 0 is not shown<br>See pages 34 & 35 for quality information | d 1 to 6 mm<br>C2 0 to 6 μm<br>normal 4 to 11 μm<br>C3 10 to 20 μm<br>C4 14 to 20 μm<br>C5 18 to 28 μm<br>d over 6 to 10 mm<br>C2 0 to 6 μm<br>normal 4 to 11 μm<br>C3 10 to 20 μm<br>C4 14 to 29 μm<br>C5 20 to 37 μm<br>d over 10 to 18 mm<br>C2 0 to 9 μm<br>normal 3 to 18 μm<br>C3 11 to 25 μm<br>C4 18 to 33 μm<br>Normal radial play will not appear in the bearing number.<br>C1/5 1 to 5 μm<br>C4/8 4 to 8 μm<br>C7/11 7 to 11 μm<br>C10/15 10 to 15 μm<br>C14/20 14 to 20 μm<br>C18/28 18 to 28 μm<br>K02 0 to .0002"<br>K13 .0001" to .0003"<br>K24 .0002" to .0004"<br>K35 .0003" to .0005"<br>K46 .0004" to .0006"<br>K58 .0005" to .0008"<br>D15 contact angle 15°<br>Page 60 |



| Functional Tests  | Bore and O.D. Calibration   | Duplex Bearings  | Retainer Type  | Lubricant Quantity   | Lubricant  |
|---|---|--|--|--|--|
| <b>GPR</b>  |   |  | <b>Y</b>   |  |  |
| <b>GPR</b>  |   |  | <b>J</b>   | <b>20%</b>   | <b>G310</b>  |
| <b>GPR</b>  | <b>X</b>  | <b>-1L</b>   | <b>AC1 TA</b>  |  | <b>L001</b>  |
| <b>GPR</b>  | <b>X</b>  | <b>-1</b>  | <b>J</b>   | <b>140 MG</b>  | <b>G340</b>  |
| <p>GPR Noise tested</p> <p>NG Not noise tested</p> <p>GPA Axial vibration tested</p> <p>R Followed by a figure indicates the starting torque at standard load e.g. R16 starting torque max. 16 <math>\mu</math>Nm</p> <p>Pages 46, 47</p> | <p>X bore and O.D. in 2 Groups</p> <p>XB bore in 2 Groups</p> <p>XD O.D. in 2 Groups</p> <p>X4 bore and O.D. in 4 Groups</p> <p>X4B bore in 4 Groups</p> <p>X4D O.D. in 4 Groups</p> <p>Page 58</p> | <p>-1 Back to back</p> <p>-2 Face to face</p> <p>-3 Tandem</p> <p>Pages 62, 63</p> <p>Preloading for spindle ball bearing</p> <p>L Light</p> <p>M Medium</p> <p>S Heavy</p> <p>Page 37</p> | <p>Y Brass ribbon retainer</p> <p>J Stainless steel ribbon retainer</p> <p>E Steel ribbon retainer</p> <p>JH Stainless steel snap retainer</p> <p>THB Phenolic snap retainer</p> <p>TNH Synthetic (polyamide) snap retainer</p> <p>TN9H Glassfibre reinforced synthetic snap retainer</p> <p>AC1 One outer ring land relieved</p> <p>AC2 One inner ring land relieved</p> <p>AC-version only in combination with one piece solid retainer or full ball complement.</p> <p>Pages 37, 40, 41</p> | <p>- 20% Standard fill Grease volume in percent of void space</p> <p>140 MG Lubrication quantity in milligrams</p> | <p>L... Oil code</p> <p>G... Grease code</p> <p>B... Special treatment</p> <p>Pages 44, 45</p> |



# Deep Groove Ball Bearings – metric unshielded<sup>(1)</sup>

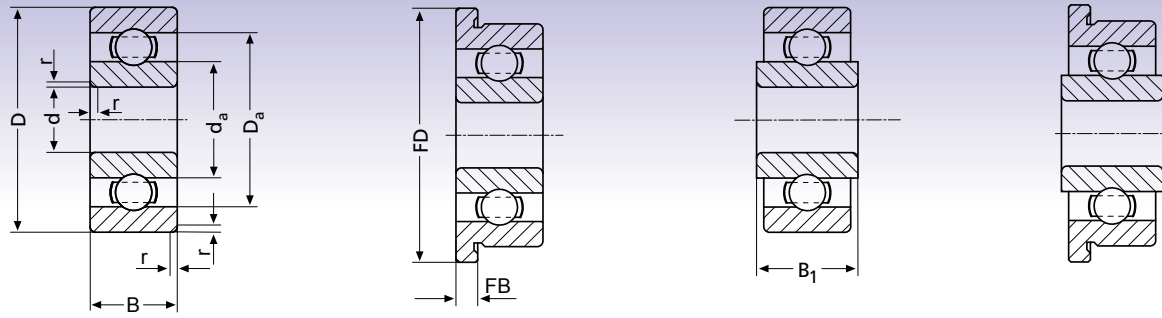


| Dimensions                         |                     |                     |                     |                        | Types          |                |                |                 | Basic Type according to DIN (German Standard) |
|------------------------------------|---------------------|---------------------|---------------------|------------------------|----------------|----------------|----------------|-----------------|---|
| d                                  | D                   | B                   | B <sub>1</sub>      | r <sub>s min</sub> (2) |                |                |                |                 |   |
| <b>1</b><br>.0394                  | <b>3</b><br>.1181   | <b>1</b><br>.0394   |                     | <b>0,05</b><br>.002    | <b>681</b>     |                |                |                 | <b>618/1</b>                                  |
| <b>1</b><br>.0394                  | <b>4</b><br>.1575   | <b>1,6</b><br>.0630 |                     | <b>0,1</b><br>.004     | <b>691</b>     |                |                |                 | <b>619/1</b>                                  |
| <b>1,5</b><br>.0591                | <b>4</b><br>.1575   | <b>1,2</b><br>.0472 | <b>2</b><br>.0787   | <b>0,05</b><br>.002    | <b>68/1,5</b>  | <b>F68/1,5</b> | <b>E68/1,5</b> | <b>FE68/1,5</b> | <b>618/1,5</b>                                |
| <b>1,5</b><br>.0591                | <b>5</b><br>.1969   | <b>2</b><br>.0787   |                     | <b>0,15</b><br>.006    | <b>69/1,5</b>  | F69/1,5        |                |                 | <b>619/1,5</b>                                |
| <b>2</b><br>.0787                  | <b>5</b><br>.1969   | <b>1,5</b><br>.0591 | <b>2,3</b><br>.0906 | <b>0,08</b><br>.003    | <b>682</b>     | <b>F682</b>    | <b>E682</b>    | <b>FE682</b>    | <b>618/2</b>                                  |
| <b>2</b><br>.0787                  | <b>6</b><br>.2362   | <b>2,3</b><br>.0906 | <b>3,1</b><br>.1221 | <b>0,15</b><br>.006    | <b>692</b>     | <b>F692</b>    | <b>E692</b>    | <b>FE692</b>    | <b>619/2</b>                                  |
| <b>2,35<sup>(7)</sup></b><br>.0925 | <b>5</b><br>.1969   | <b>1,5</b><br>.0590 |                     | <b>0,08</b><br>.003    | <b>67/2,35</b> |                |                |                 |   |
| <b>2,35<sup>(7)</sup></b><br>.0925 | <b>5,5</b><br>.2165 | <b>2</b><br>.0787   |                     | <b>0,08</b><br>.003    | <b>68/2,35</b> |                |                |                 |   |
| <b>2,5</b><br>.0984                | <b>6</b><br>.2362   | <b>1,8</b><br>.0709 | <b>2,6</b><br>.1024 | <b>0,08</b><br>.003    | <b>68/2,5</b>  | <b>F68/2,5</b> | <b>E68/2,5</b> | <b>FE68/2,5</b> | <b>618/2,5</b>                                |
| <b>2,5</b><br>.0984                | <b>7</b><br>.2756   | <b>2,5</b><br>.0984 | <b>3,3</b><br>.1299 | <b>0,15</b><br>.006    | <b>69/2,5</b>  | <b>F69/2,5</b> | E69/2,5        | FE69/2,5        | <b>619/2,5</b>                                |
| <b>2,5</b><br>.0984                | <b>8</b><br>.3150   | <b>2,8</b><br>.1102 | <b>3,6</b><br>.1417 | <b>0,15</b><br>.006    | <b>60/2,5</b>  |                | E60/2,5        |                 | <b>60/2,5</b>                                 |
| <b>3</b><br>.1181                  | <b>6</b><br>.2362   | <b>2</b><br>.0787   |                     | <b>0,08</b><br>.003    | <b>673</b>     | F673           |                |                 | <b>617/3</b>                                  |
| <b>3</b><br>.1181                  | <b>7</b><br>.2756   | <b>2</b><br>.0787   | <b>2,8</b><br>.1102 | <b>0,1</b><br>.004     | <b>683</b>     | <b>F683</b>    | <b>E683</b>    | <b>FE683</b>    | <b>618/3</b>                                  |
| <b>3</b><br>.1181                  | <b>8</b><br>.3150   | <b>2,5</b><br>.0984 |                     | <b>0,15</b><br>.006    | <b>693/003</b> |                |                |                 |   |
| <b>3</b><br>.1181                  | <b>8</b><br>.3150   | <b>3</b><br>.1181   | <b>3,8</b><br>.1496 | <b>0,15</b><br>.006    | <b>693</b>     | <b>F693</b>    | <b>E693</b>    | <b>FE693</b>    | <b>619/3</b>                                  |
| <b>3</b><br>.1181                  | <b>10</b><br>.3937  | <b>4</b><br>.1575   | <b>4,8</b><br>.1890 | <b>0,15</b><br>.006    | <b>623</b>     | <b>F623</b>    | E623           | FE623           | <b>623</b>                                    |
| <b>4</b><br>.1575                  | <b>7</b><br>.2756   | <b>2</b><br>.0787   |                     | <b>0,08</b><br>.003    | <b>674</b>     | F674           |                |                 | <b>617/4</b>                                  |
| <b>4</b><br>.1575                  | <b>9</b><br>.3543   | <b>2,5</b><br>.0984 | <b>3,3</b><br>.1299 | <b>0,1</b><br>.004     | <b>684</b>     | <b>F684</b>    | <b>E684</b>    | <b>FE684</b>    | <b>618/4</b>                                  |
| <b>4</b><br>.1575                  | <b>11</b><br>.4331  | <b>4</b><br>.1575   | <b>4,8</b><br>.1890 | <b>0,15</b><br>.006    | <b>694</b>     | <b>F694</b>    | E694           | FE694           | <b>619/4</b>                                  |
| <b>4</b><br>.1575                  | <b>12</b><br>.4724  | <b>4</b><br>.1575   | <b>4,8</b><br>.1890 | <b>0,15</b><br>.006    | <b>604</b>     | <b>F604</b>    | E604           | FE604           | <b>604</b>                                    |
| <b>4</b><br>.1575                  | <b>13</b><br>.5118  | <b>5</b><br>.1969   | <b>5,8</b><br>.2284 | <b>0,2</b><br>.008     | <b>624</b>     | <b>F624</b>    | <b>E624</b>    | <b>FE624</b>    | <b>624</b>                                    |
| <b>4</b><br>.1575                  | <b>16</b><br>.6299  | <b>5</b><br>.1969   | <b>5,8</b><br>.2284 | <b>0,3</b><br>.012     | <b>634</b>     | <b>F634</b>    | E634           | FE634           | <b>634</b>                                    |
| <b>4</b><br>.1575                  | <b>16</b><br>.6299  | <b>5</b><br>.1969   |                     | <b>0,3</b><br>.012     | <b>634D</b>    |                |                |                 | <b>634</b>                                    |

(1) Ball bearings without closure may be supplied with recesses. Please indicate clearly on your order if you require bearings without recesses.

(2) r<sub>s min</sub> = minimum single bearing chamfer or maximum shaft or housing fillet radius.

Types indicated in darker print are readily available. Other types can only be supplied upon special request.



| Flange Dimensions   |                    | Shaft & Housing Shoulders<br>Diameters according to DIN 5418 |                        |                        | Number of Balls (5) | Ball Dia.       | Load Ratings according to DIN ISO |                | Limiting Speed (6) |
|---------------------|--------------------|--|------------------------|------------------------|---------------------|-----------------|-----------------------------------|----------------|--------------------|
| FD                  | FB                 | d <sub>a</sub> min   | d <sub>a</sub> max (3) | D <sub>a</sub> max (4) |                     |                 | Z                                 | D <sub>w</sub> |                    |
|                     |                    | 1,40<br>.055   | 2,30<br>.091           | 2,60<br>.102           | 7                   | 0,6<br>.0236    | 82                                | 22             | 140.000            |
|                     |                    | 1,60<br>.063   | 2,90<br>.141           | 3,40<br>.134           | 6                   | 0,794<br>.03125 | 160                               | 43             | 126.000            |
| <b>5</b><br>.197    | <b>0,4</b><br>.016 | 1,90<br>.075   | 3,10<br>.122           | 3,60<br>.142           | 6                   | 0,794<br>.03125 | 163                               | 44             | 113.000            |
| <b>6,5</b><br>.256  | <b>0,6</b><br>.024 | 2,30<br>.091   | 3,90<br>.154           | 4,20<br>.165           | 7                   | 0,794<br>.03125 | 192                               | 59             | 93.000             |
| <b>6,1</b><br>.240  | <b>0,5</b><br>.020 | 2,50<br>.098   | 3,90<br>.154           | 4,50<br>.177           | 7                   | 0,794<br>.03125 | 192                               | 59             | 90.000             |
| <b>7,5</b><br>.295  | <b>0,6</b><br>.024 | 2,80<br>.110   | 4,30<br>.169           | 5,20<br>.205           | 7                   | 1<br>.0394      | 286                               | 90             | 91.000             |
|                     |                    | 2,50<br>.098   | 3,90<br>.154           | 4,50<br>.177           | 7                   | 0,794<br>.03125 | 192                               | 59             | 93.000             |
|                     |                    | 2,90<br>.114   | 4,30<br>.169           | 5,00<br>.197           | 7                   | 1<br>.0394      | 286                               | 90             | 91.000             |
| <b>7,1</b><br>.280  | <b>0,5</b><br>.020 | 3,00<br>.118   | 4,80<br>.189           | 5,50<br>.217           | 7                   | 1<br>.0394      | 289                               | 92             | 81.000             |
| <b>8,5</b><br>.335  | <b>0,7</b><br>.028 | 3,30<br>.130   | 5,60<br>.220           | 6,30<br>.248           | 8                   | 1,191<br>.0469  | 432                               | 149            | 71.000             |
|                     |                    | 3,30<br>.130   | 5,60<br>.220           | 7,20<br>.283           | 8                   | 1,191<br>.0469  | 432                               | 149            | 81.000             |
| <b>7,2</b><br>.283  | <b>0,6</b><br>.024 | 3,50<br>.137   | 5,00<br>.198           | 5,40<br>.216           | 8                   | 1<br>.0394      | 195                               | 60             | 81.000             |
| <b>8,1</b><br>.319  | <b>0,5</b><br>.020 | 3,60<br>.142   | 5,70<br>.224           | 6,40<br>.252           | 8                   | 1,191<br>.0469  | 432                               | 149            | 71.000             |
|                     |                    | 3,80<br>.149   | 6,50<br>.256           | 7,20<br>.283           | 7                   | 1,588<br>.0625  | 644                               | 215            | 60.000             |
| <b>9,5</b><br>.375  | <b>0,7</b><br>.028 | 3,80<br>.149   | 6,50<br>.256           | 7,20<br>.283           | 7                   | 1,588<br>.0625  | 644                               | 215            | 67.000             |
| <b>11,5</b><br>.453 | <b>1</b><br>.039   | 4,40<br>.173   | 7,60<br>.299           | 8,60<br>.339           | 8                   | 1,588<br>.0625  | 725                               | 265            | 62.000             |
| <b>8,2</b><br>.322  | <b>0,6</b><br>.024 | 4,50<br>.177   | 6,00<br>.236           | 6,50<br>.256           | 9                   | 1<br>.0394      | 345                               | 130            | 63.000             |
| <b>10,3</b><br>.406 | <b>0,6</b><br>.024 | 4,60<br>.181   | 7,30<br>.287           | 8,40<br>.331           | 7                   | 1,588<br>.0625  | 658                               | 226            | 62.000             |
| <b>12,5</b><br>.492 | <b>1</b><br>.039   | 4,80<br>.183   | 7,90<br>.311           | 10,20<br>.402          | 8                   | 1,588<br>.0625  | 730                               | 271            | 66.000             |
| <b>13,5</b><br>.532 | <b>1</b><br>.039   | 5,40<br>.213   | 8,90<br>.350           | 10,60<br>.417          | 8                   | 1,588<br>.0625  | 734                               | 282            | 56.000             |
| <b>15</b><br>.591   | <b>1</b><br>.039   | 5,80<br>.228   | 10,10<br>.398          | 11,20<br>.441          | 7                   | 2,381<br>.0938  | 1.339                             | 488            | 52.000             |
| <b>18</b><br>.709   | <b>1</b><br>.039   | 6,40<br>.252   | 12,40<br>.488          | 13,60<br>.535          | 8                   | 2,5<br>.0984    | 1.646                             | 663            | 39.000             |
| <b>18</b><br>.709   | <b>1</b><br>.039   | 6,40<br>.252   | 12,40<br>.488          | 13,60<br>.535          | 6                   | 3,175<br>.1250  | 1.935                             | 677            | 44.000             |

(3) Not applicable to bearings with extended inner ring.

(4) Not applicable to flanged bearings.

(5) The number of balls may vary due to different types of retainer.

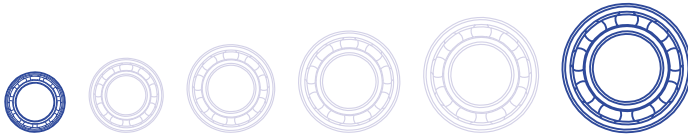
(6) See chapter "Limiting Speeds", pages 48, 49.

(7) Tolerance of bore +12 μm to +3 μm.

Subject to change due to technical improvements.



# Deep Groove Ball Bearings – metric unshielded<sup>(1)</sup>

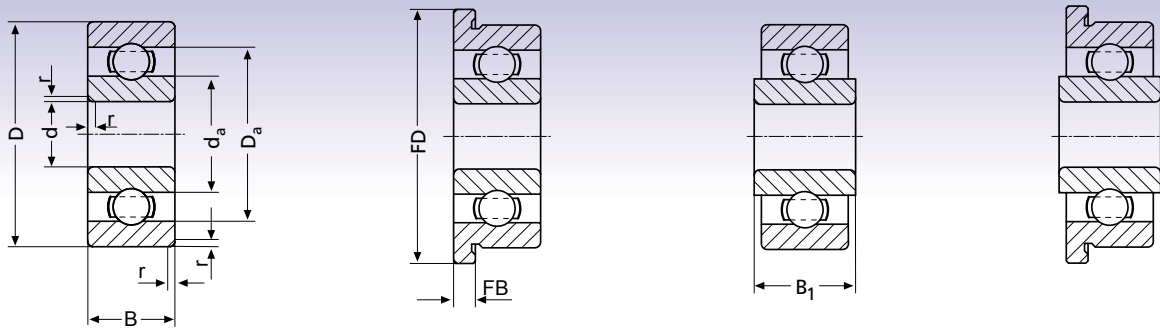


| Dimensions |             |              |                |                        | Types                    |             |             |              | Basic Type according to DIN (German Standard) |
|------------|-------------|--------------|----------------|------------------------|--------------------------|-------------|-------------|--------------|---|
| d          | D           | B            | B <sub>1</sub> | r <sub>s min</sub> (2) |                          |             |             |              |   |
| 5<br>.1969 | 8<br>.3150  | 2<br>.0787   |                | 0,08<br>.003           | <b>675</b>               | F675        |             |              | <b>617/5</b>                                  |
| 5<br>.1969 | 11<br>.4331 | 3<br>.1181   | 3,8<br>.1496   | 0,15<br>.006           | <b>685</b>               | <b>F685</b> | E685        | FE685        | <b>618/5</b>                                  |
| 5<br>.1969 | 13<br>.5118 | 4<br>.1575   | 4,8<br>.1890   | 0,2<br>.008            | <b>695</b>               | <b>F695</b> | E695        | FE695        | <b>619/5</b>                                  |
| 5<br>.1969 | 14<br>.5512 | 5<br>.1969   | 5,8<br>.2284   | 0,2<br>.008            | <b>605</b>               | <b>F605</b> | E605        | FE605        | <b>605</b>                                    |
| 5<br>.1969 | 16<br>.6299 | 5<br>.1969   | 5,8<br>.2284   | 0,3<br>.012            | <b>625</b>               | <b>F625</b> | <b>E625</b> | <b>FE625</b> | <b>625</b>                                    |
| 5<br>.1969 | 16<br>.6299 | 5<br>.1969   |                | 0,3<br>.012            | <b>625D</b>              |             |             |              | <b>625</b>                                    |
| 5<br>.1969 | 19<br>.7480 | 6<br>.2362   | 6,8<br>.2677   | 0,3<br>.012            | <b>635</b>               | <b>F635</b> | E635        | FE635        | <b>635</b>                                    |
| 6<br>.2362 | 10<br>.3937 | 2,5<br>.0984 |                | 0,15<br>.006           | <b>676<sup>(8)</sup></b> |             |             |              | <b>617/6</b>                                  |
| 6<br>.2362 | 13<br>.5118 | 3,5<br>.1378 | 4,3<br>.1693   | 0,15<br>.006           | <b>686</b>               | <b>F686</b> | <b>E686</b> | <b>FE686</b> | <b>618/6</b>                                  |
| 6<br>.2362 | 15<br>.5906 | 5<br>.1969   | 5,8<br>.2284   | 0,2<br>.008            | <b>696</b>               | <b>F696</b> | E696        | FE696        | <b>619/6</b>                                  |
| 6<br>.2362 | 16<br>.6299 | 5<br>.1969   |                | 0,3<br>.012            | <b>625/0002</b>          |             |             |              |   |
| 6<br>.2362 | 19<br>.7480 | 6<br>.2362   | 6,8<br>.2677   | 0,3<br>.012            | <b>626</b>               | <b>F626</b> | E626        | FE626        | <b>626</b>                                    |
| 7<br>.2756 | 11<br>.4331 | 2,5<br>.0984 |                | 0,15<br>.006           | <b>677<sup>(8)</sup></b> |             |             |              | <b>617/7</b>                                  |
| 7<br>.2756 | 14<br>.5512 | 3,5<br>.1378 | 4,3<br>.1693   | 0,15<br>.006           | <b>687</b>               | <b>F687</b> | E687        | FE687        | <b>618/7</b>                                  |
| 7<br>.2756 | 17<br>.6693 | 5<br>.1969   | 5,8<br>.2284   | 0,3<br>.012            | <b>697</b>               | <b>F697</b> | E697        | FE697        | <b>619/7</b>                                  |
| 7<br>.2756 | 19<br>.7480 | 6<br>.2362   | 6,8<br>.2677   | 0,3<br>.012            | <b>607</b>               | <b>F607</b> | E607        | FE607        | <b>607</b>                                    |
| 7<br>.2756 | 22<br>.8661 | 7<br>.2756   |                | 0,3<br>.012            | <b>627</b>               | <b>F627</b> |             |              | <b>627</b>                                    |
| 8<br>.3150 | 12<br>.4724 | 2,5<br>.0984 |                | 0,15<br>.006           | <b>678<sup>(8)</sup></b> |             |             |              | <b>617/8</b>                                  |
| 8<br>.3150 | 16<br>.6299 | 4<br>.1575   | 4,8<br>.1890   | 0,2<br>.008            | <b>688</b>               | <b>F688</b> | E688        | FE688        | <b>618/8</b>                                  |
| 8<br>.3150 | 19<br>.7480 | 6<br>.2362   | 6,8<br>.2677   | 0,3<br>.012            | <b>698</b>               | <b>F698</b> | E698        | FE698        | <b>619/8</b>                                  |
| 8<br>.3150 | 22<br>.8661 | 6<br>.2362   |                | 0,3<br>.012            | <b>608/003</b>           |             |             |              |   |
| 8<br>.3150 | 22<br>.8661 | 7<br>.2756   |                | 0,3<br>.012            | <b>608</b>               | <b>F608</b> | E608        | FE608        | <b>608</b>                                    |
| 9<br>.3543 | 14<br>.5512 | 3<br>.1181   |                | 0,15<br>.006           | <b>679</b>               |             |             |              | <b>617/9</b>                                  |
| 9<br>.3543 | 17<br>.6693 | 4<br>.1575   | 4,8<br>.1890   | 0,2<br>.008            | <b>689</b>               | <b>F689</b> | E689        | FE689        | <b>618/9</b>                                  |

(1) Ball bearings without closure may be supplied with recesses. Please indicate clearly on your order if you require bearings without recesses.

(2) r<sub>s min</sub> = minimum single bearing chamfer or maximum shaft or housing fillet radius.

Types indicated in darker print are readily available. Other types can only be supplied upon special request.



| Flange Dimensions   |                    | Shaft & Housing Shoulders Diameters according to DIN 5418 |               |               | Number of Balls (5) | Ball Dia.       | Load Ratings according to DIN ISO |                | Limiting Speed (6) |
|---------------------|--------------------|---|---------------|---------------|---------------------|-----------------|-----------------------------------|----------------|--------------------|
| FD                  | FB                 | da min  | da max (3)    | Da max (4)    |                     |                 | Z                                 | D <sub>w</sub> |                    |
| <b>9,2</b><br>.362  | <b>0,6</b><br>.024 | 5,50<br>.217  | 7,00<br>.276  | 7,50<br>.295  | 11                  | 1<br>.0394      | 390                               | 160            | 52.000             |
| <b>12,5</b><br>.492 | <b>0,8</b><br>.032 | 5,80<br>.228  | 6,70<br>.264  | 10,70<br>.421 | 8                   | 1,588<br>.0625  | 734                               | 282            | 52.000             |
| <b>15</b><br>.591   | <b>1</b><br>.039   | 6,40<br>.252  | 9,70<br>.382  | 11,60<br>.457 | 10                  | 1,588<br>.0625  | 851                               | 366            | 49.000             |
| <b>16</b><br>.630   | <b>1</b><br>.039   | 6,40<br>.252  | 10,80<br>.425 | 12,60<br>.496 | 8                   | 1,984<br>.0781  | 1.096                             | 437            | 50.000             |
| <b>18</b><br>.709   | <b>1</b><br>.039   | 7,40<br>.291  | 12,40<br>.488 | 13,60<br>.357 | 8                   | 2,5<br>.0984    | 1.646                             | 663            | 40.000             |
| <b>18</b><br>.709   | <b>1</b><br>.039   | 7,40<br>.291  | 12,40<br>.488 | 13,60<br>.357 | 6                   | 3,175<br>.1250  | 1.935                             | 677            | 45.000             |
| <b>22</b><br>.868   | <b>1,5</b><br>.059 | 7,40<br>.291  | 15,10<br>.594 | 16,60<br>.654 | 8                   | 3,175<br>.1250  | 2.522                             | 1.057          | 33.000             |
|                     |                    | 6,50<br>.256  | 8,00<br>.315  | 8,50<br>.335  | 10                  | 1,191<br>.0469  | 503                               | 215            | 46.000             |
| <b>15</b><br>.591   | <b>1</b><br>.039   | 6,80<br>.268  | 10,80<br>.425 | 12,20<br>.480 | 8                   | 1,984<br>.0781  | 1.096                             | 437            | 44.000             |
| <b>17</b><br>.669   | <b>1,2</b><br>.047 | 7,40<br>.291  | 11,50<br>.453 | 13,60<br>.535 | 9                   | 1,984<br>.0781  | 1.186                             | 505            | 46.000             |
|                     |                    | 8,40<br>.331  | 12,40<br>.488 | 13,60<br>.535 | 8                   | 2,5<br>.0984    | 1.646                             | 663            | 41.000             |
| <b>22</b><br>.866   | <b>1,5</b><br>.059 | 8,40<br>.331  | 15,10<br>.594 | 16,60<br>.654 | 8                   | 3,175<br>.1250  | 2.522                             | 1.057          | 34.000             |
|                     |                    | 7,50<br>.295  | 9,00<br>.354  | 9,50<br>.374  | 9                   | 1,191<br>.0469  | 462                               | 199            | 40.000             |
| <b>16</b><br>.630   | <b>1</b><br>.039   | 7,80<br>.307  | 11,60<br>.457 | 13,20<br>.520 | 9                   | 1,984<br>.0781  | 1.186                             | 505            | 41.000             |
| <b>19</b><br>.748   | <b>1,2</b><br>.047 | 9,00<br>.354  | 13,60<br>.535 | 15,00<br>.591 | 9                   | 2,5<br>.0984    | 1.795                             | 776            | 39.000             |
| <b>22</b><br>.866   | <b>1,5</b><br>.059 | 9,00<br>.354  | 15,10<br>.594 | 17,00<br>.669 | 8                   | 3,175<br>.1250  | 2.522                             | 1.057          | 38.000             |
| <b>25</b><br>.984   | <b>1,5</b><br>.059 | 9,40<br>.370  | 17,30<br>.681 | 19,60<br>.772 | 7                   | 3,969<br>.15625 | 3.369                             | 1.363          | 35.000             |
|                     |                    | 8,50<br>.335  | 10,00<br>.394 | 10,50<br>.413 | 12                  | 1,191<br>.0469  | 551                               | 270            | 35.000             |
| <b>18</b><br>.709   | <b>1</b><br>.039   | 9,40<br>.370  | 13,50<br>.531 | 14,60<br>.575 | 9                   | 2,5<br>.0984    | 1.795                             | 776            | 38.000             |
| <b>22</b><br>.866   | <b>1,5</b><br>.059 | 10,00<br>.394   | 14,60<br>.574 | 17,00<br>.669 | 9                   | 2,5<br>.0984    | 1.798                             | 797            | 40.000             |
|                     |                    | 10,00<br>.394   | 17,30<br>.681 | 20,00<br>.787 | 7                   | 3,969<br>.15625 | 3.369                             | 1.363          | 34.000             |
| <b>25</b><br>.984   | <b>1,5</b><br>.059 | 10,00<br>.394   | 17,30<br>.681 | 20,00<br>.787 | 7                   | 3,969<br>.15625 | 3.369                             | 1.363          | 38.000             |
|                     |                    | 9,50<br>.374  | 11,00<br>.433 | 12,50<br>.492 | 12                  | 1,191<br>.0469  | 536                               | 276            | 33.000             |
| <b>19</b><br>.748   | <b>1</b><br>.039   | 10,40<br>.409   | 14,50<br>.571 | 15,60<br>.614 | 9                   | 2,5<br>.0984    | 1.798                             | 797            | 34.000             |

(3) Not applicable to bearings with extended inner ring.

(4) Not applicable to flanged bearings.

(5) The number of balls may vary due to different types of retainer.

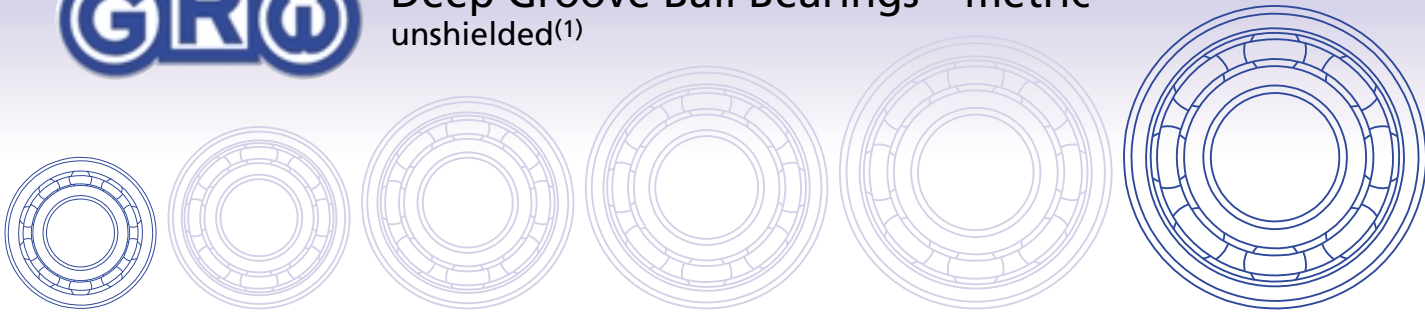
(6) See chapter "Limiting Speeds", pages 48, 49.

(8) Available in different width with closure.

Subject to change due to technical improvements.



# Deep Groove Ball Bearings – metric unshielded<sup>(1)</sup>

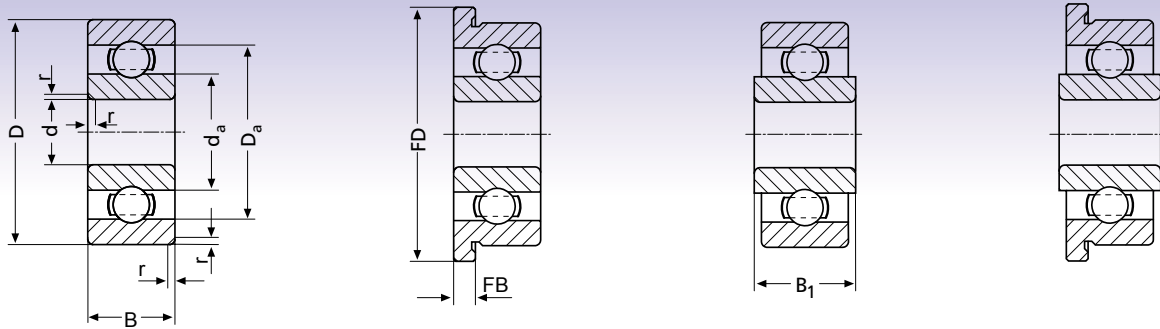


| Dimensions         |                     |                    |                     |                        | Types                     |              |       |        | Basic Type according to DIN (German Standard) |
|--------------------|---------------------|--------------------|---------------------|------------------------|---------------------------|--------------|-------|--------|---|
| d                  | D                   | B                  | B <sub>1</sub>      | r <sub>s min</sub> (2) |                           |              |       |        |   |
| <b>9</b><br>.3543  | <b>20</b><br>.7874  | <b>6</b><br>.2362  |                     | <b>0,3</b><br>.012     | <b>699</b>                |              |       |        | <b>619/9</b>                                  |
| <b>9</b><br>.3543  | <b>24</b><br>.9449  | <b>7</b><br>.2756  |                     | <b>0,3</b><br>.012     | <b>609</b>                |              |       |        | <b>609</b>                                    |
| <b>9</b><br>.3543  | <b>24</b><br>.9449  | <b>7</b><br>.2756  |                     | <b>0,3</b><br>.012     | <b>609D</b>               |              |       |        | <b>609</b>                                    |
| <b>9</b><br>.3543  | <b>26</b><br>1.0236 | <b>8</b><br>.3150  |                     | <b>0,3</b><br>.012     | <b>629</b>                |              |       |        | <b>629</b>                                    |
| <b>10</b><br>.3937 | <b>15</b><br>.5906  | <b>3</b><br>.1181  |                     | <b>0,15</b><br>.006    | <b>6700<sup>(8)</sup></b> |              |       |        | <b>61700</b>                                  |
| <b>10</b><br>.3937 | <b>19</b><br>.7488  | <b>5</b><br>.1969  | <b>5,8</b><br>.2284 | <b>0,3</b><br>.012     | <b>6800</b>               | <b>F6800</b> | E6800 | FE6800 | <b>61800</b>                                  |
| <b>10</b><br>.3937 | <b>22</b><br>.8661  | <b>6</b><br>.2362  |                     | <b>0,3</b><br>.012     | <b>6900</b>               |              |       |        | <b>61900</b>                                  |
| <b>10</b><br>.3937 | <b>26</b><br>1.0236 | <b>8</b><br>.3150  |                     | <b>0,3</b><br>.012     | <b>6000</b>               |              |       |        | <b>6000</b>                                   |
| <b>10</b><br>.3937 | <b>30</b><br>1.181  | <b>9</b><br>.3543  |                     | <b>0,6</b><br>.024     | <b>6200</b>               |              |       |        | <b>6200</b>                                   |
| <b>10</b><br>.3937 | <b>30</b><br>1.0236 | <b>9</b><br>.3543  |                     | <b>0,6</b><br>.024     | <b>6200D</b>              |              |       |        | <b>6200</b>                                   |
| <b>12</b><br>.4724 | <b>21</b><br>.8267  | <b>5</b><br>.1969  |                     | <b>0,3</b><br>.012     | <b>6801</b>               |              |       |        | <b>61801</b>                                  |
| <b>12</b><br>.4724 | <b>24</b><br>.9449  | <b>6</b><br>.2362  |                     | <b>0,3</b><br>.012     | <b>6901</b>               |              |       |        | <b>61901</b>                                  |
| <b>12</b><br>.4724 | <b>28</b><br>1.1024 | <b>8</b><br>.3150  |                     | <b>0,3</b><br>.012     | <b>6001</b>               |              |       |        | <b>6001</b>                                   |
| <b>12</b><br>.4724 | <b>32</b><br>1.2598 | <b>10</b><br>.3937 |                     | <b>0,6</b><br>.024     | <b>6201</b>               |              |       |        | <b>6201</b>                                   |
| <b>15</b><br>.5906 | <b>24</b><br>.9449  | <b>5</b><br>.1969  |                     | <b>0,3</b><br>.012     | <b>6802</b>               |              |       |        | <b>61802</b>                                  |
| <b>15</b><br>.5906 | <b>28</b><br>1.1024 | <b>7</b><br>.2756  |                     | <b>0,3</b><br>.012     | <b>6902</b>               |              |       |        | <b>61902</b>                                  |
| <b>15</b><br>.5906 | <b>32</b><br>1.2598 | <b>9</b><br>.3543  |                     | <b>0,3</b><br>.012     | <b>6002</b>               |              |       |        | <b>6002</b>                                   |
| <b>15</b><br>.5906 | <b>35</b><br>1.3780 | <b>11</b><br>.4331 |                     | <b>0,6</b><br>.024     | <b>6202</b>               |              |       |        | <b>6202</b>                                   |
| <b>17</b><br>.6693 | <b>26</b><br>1.0236 | <b>5</b><br>.1969  |                     | <b>0,3</b><br>.012     | <b>6803</b>               |              |       |        | <b>61803</b>                                  |
| <b>17</b><br>.6693 | <b>30</b><br>1.1811 | <b>7</b><br>.2756  |                     | <b>0,3</b><br>.012     | <b>6903</b>               |              |       |        | <b>61903</b>                                  |
| <b>17</b><br>.6693 | <b>35</b><br>1.3780 | <b>10</b><br>.3937 |                     | <b>0,3</b><br>.012     | <b>6003</b>               |              |       |        | <b>6003</b>                                   |
| <b>17</b><br>.6693 | <b>40</b><br>1.5748 | <b>12</b><br>.4724 |                     | <b>0,6</b><br>.024     | <b>6203</b>               |              |       |        | <b>6203</b>                                   |

(1) Ball bearings without closure may be supplied with recesses. Please indicate clearly on your order if you require bearings without recesses.

(2) r<sub>s min</sub> = minimum single bearing chamfer or maximum shaft or housing fillet radius.

Types indicated in darker print are readily available. Other types can only be supplied upon special request.



| Flange Dimensions |                | Shaft & Housing Shoulders Diameters according to DIN 5418 |                |                 | Number of Balls (5) | Ball Dia.       | Load Ratings according to DIN ISO |                | Limiting Speed (6) |
|-------------------|----------------|---|----------------|-----------------|---------------------|-----------------|-----------------------------------|----------------|--------------------|
| FD                | FB             | da min  | da max (3)     | Da max (4)      |                     |                 | Z                                 | D <sub>w</sub> |                    |
|                   |                | 11,00<br>.433   | 15,80<br>.622  | 18,00<br>.709   | 10                  | 2,5<br>.0984    | 1.922                             | 915            | 35.000             |
|                   |                | 11,00<br>.433   | 18,90<br>.744  | 22,00<br>.866   | 7                   | 3,969<br>.15625 | 3.435                             | 1.430          | 33.000             |
|                   |                | 11,00<br>.433   | 18,90<br>.744  | 22,00<br>.866   | 8                   | 3,969<br>.15625 | 3.758                             | 1.632          | 32.000             |
|                   |                | 11,40<br>.499   | 20,70<br>.815  | 23,60<br>.929   | 7                   | 4,763<br>.1875  | 4.698                             | 1.982          | 29.000             |
|                   |                | 10,50<br>.413   | 12,00<br>.472  | 13,50<br>.532   | 11                  | 1,588<br>.0625  | 881                               | 435            | 30.000             |
| 21<br>.827        | 1<br>.039      | 12,00<br>.472   | 15,80<br>.622  | 17,00<br>.669   | 10                  | 2,5<br>.0984    | 1.922                             | 915            | 34.000             |
|                   |                | 12,00<br>.472   | 17,80<br>.701  | 20,00<br>.787   | 8                   | 3,175<br>.1250  | 2.555                             | 1.129          | 31.000             |
|                   |                | 12,40<br>.488   | 20,70<br>.815  | 23,60<br>.929   | 7                   | 4,763<br>.1875  | 4.698                             | 1.982          | 32.000             |
|                   |                | 14,20<br>.559   | 23,20<br>.913  | 25,80<br>1.016  | 7                   | 5,556<br>.2188  | 6.100                             | 2.600          | 29.000             |
|                   |                | 14,20<br>.559   | 23,20<br>.913  | 25,80<br>1.016  | 8                   | 4,762<br>.1875  | 5.236                             | 2.374          | 27.000             |
|                   |                | 14,00<br>.551   | 17,90<br>.705  | 19,00<br>.748   | 12                  | 2,381<br>.09375 | 1.930                             | 900            | 30.000             |
|                   |                | 14,00<br>.551   | 16,30<br>.641  | 22,00<br>.866   | 10                  | 3,175<br>.1250  | 2.971                             | 1.452          | 34.000             |
|                   |                | 14,00<br>.559   | 24,10<br>.945  | 26,00<br>1.024  | 9                   | 3,969<br>.15625 | 5.237                             | 2.359          | 31.000             |
|                   |                | 16,22<br>.639   | 27,00<br>1.063 | 27,80<br>1.095  | 7                   | 6<br>.2363      | 7.073                             | 3.100          | 26.000             |
|                   |                | 17,00<br>.669   | 20,90<br>.823  | 22,00<br>.866   | 14                  | 2,381<br>.09375 | 2.080                             | 1.100          | 24.000             |
|                   |                | 17,00<br>.669   | 19,00<br>.748  | 26,00<br>1.024  | 11                  | 3,175<br>.1250  | 4.445                             | 2.268          | 32.000             |
|                   |                | 17,00<br>.669   | 27,90<br>1.098 | 30,00<br>1.181  | 9                   | 4,762<br>.1875  | 5.676                             | 2.819          | 26.000             |
|                   |                | 19,20<br>.756   | 30,20<br>1.189 | 30,90<br>.819   | 8                   | 6<br>.2362      | 7.939                             | 3.744          | 23.000             |
|                   |                | 19,00<br>.748   | 22,90<br>.902  | 24,00<br>.945   | 16                  | 2,381<br>.09375 | 2.240                             | 1.270          | 22.000             |
| 19,00<br>.748     | 20,90<br>.823  | 28,00<br>1.102  | 11             | 3,969<br>.15625 | 4.723               | 2.547           | 30.000                            |                |                    |
| 19,00<br>.748     | 30,40<br>1.197 | 33,00<br>1.299  | 10             | 4,762<br>.1875  | 6.172               | 3.267           | 23.000                            |                |                    |
| 21,20<br>.835     | 34,00<br>1.339 | 35,80<br>1.409  | 8              | 6,747<br>.2656  | 9.811               | 4.734           | 20.000                            |                |                    |

(3) Not applicable to bearings with extended inner ring.

(4) Not applicable to flanged bearings.

(5) The number of balls may vary due to different types of retainer.


(6) See chapter "Limiting Speeds", pages 48, 49.

(8) Available in different width with closure.

Subject to change due to technical improvements.

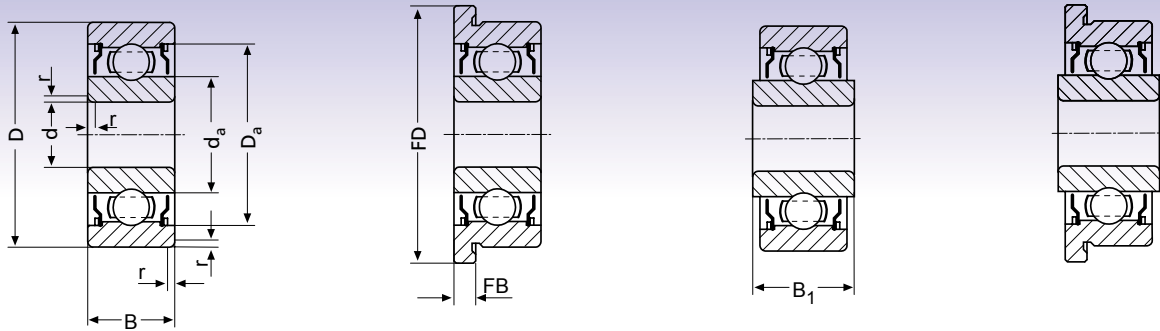


# Deep Groove Ball Bearings – metric with non-contact shield



| Dimensions                         |                    | mm<br>inch          |                     |                           | Types                |                     |                    |                     | Basic Type<br>according<br>to DIN<br>(German<br>Standard) |
|------------------------------------|--------------------|---------------------|---------------------|---------------------------|----------------------|---------------------|--------------------|---------------------|---|
| d                                  | D                  | B                   | B <sub>1</sub>      | r <sub>s</sub> min<br>(2) |                      |                     |                    |                     |   |
| <b>1,5</b><br>.0591                | <b>4</b><br>.1575  | <b>2</b><br>.0787   |                     | <b>0,05</b><br>.002       | <b>68/1,5-2Z</b>     | <b>F68/1,5-2Z</b>   |                    |                     | <b>638/1,5</b>  |
| <b>1,5</b><br>.0591                | <b>5</b><br>.1969  | <b>2</b><br>.0787   |                     | <b>0,15</b><br>.006       | <b>69/1,5/002-2Z</b> |                     |                    |                     | <b>619/1,5</b>  |
| <b>1,5</b><br>.0591                | <b>5</b><br>.1969  | <b>2,6</b><br>.1924 |                     | <b>0,15</b><br>.006       | <b>69/1,5-2Z</b>     | <b>F69/1,5-2Z</b>   |                    |                     | <b>639/1,5</b>  |
| <b>2</b><br>.0787                  | <b>5</b><br>.1969  | <b>2,3</b><br>.0906 | <b>3,1</b><br>.1221 | <b>0,08</b><br>.003       | <b>682-2Z</b>        | <b>F682-2Z</b>      | <b>E682-2Z</b>     | <b>FE682-2Z</b>     | <b>638/2</b>  |
| <b>2</b><br>.0787                  | <b>6</b><br>.2362  | <b>2,3</b><br>.0906 | <b>3,1</b><br>.1221 | <b>0,15</b><br>.006       | <b>692-2Z</b>        | <b>F692-2Z</b>      | <b>E692-2Z</b>     | <b>FE692-2Z</b>     | <b>619/2</b>  |
| <b>2,35<sup>(7)</sup></b><br>.0925 | <b>5</b><br>.1969  | <b>2,3</b><br>.0906 |                     | <b>0,08</b><br>.003       | <b>67/2,35-2Z</b>    |                     |                    |                     |   |
| <b>2,5</b><br>.0984                | <b>6</b><br>.2362  | <b>2,6</b><br>.1024 | <b>3,4</b><br>.1339 | <b>0,08</b><br>.003       | <b>68/2,5-2Z</b>     | <b>F68/2,5-2Z</b>   | E68/2,5-2Z         | FE68/2,5-2Z         | <b>638/2,5</b>  |
| <b>2,5</b><br>.0984                | <b>7</b><br>.2756  | <b>3</b><br>.1181   |                     | <b>0,1</b><br>.004        | <b>683/0001-2Z</b>   | <b>F683/0001-2Z</b> |                    |                     |   |
| <b>2,5</b><br>.0984                | <b>7</b><br>.2756  | <b>3,5</b><br>.1378 | <b>4,3</b><br>.1693 | <b>0,15</b><br>.006       | <b>69/2,5-2Z</b>     | <b>F69/2,5-2Z</b>   | E69/2,5-2Z         | FE69/2,5-2Z         | <b>639/2,5</b>  |
| <b>2,5</b><br>.0984                | <b>8</b><br>.3150  | <b>2,8</b><br>.1102 | <b>3,6</b><br>.1417 | <b>0,15</b><br>.006       | <b>60/2,5-2Z</b>     |                     | E60/2,5-2Z         |                     | <b>60/2,5</b>   |
| <b>3</b><br>.1181                  | <b>6</b><br>.2362  | <b>2</b><br>.0787   |                     | <b>0,08</b><br>.003       | <b>673-2Z</b>        |                     |                    |                     | <b>617/3</b>  |
| <b>3</b><br>.1181                  | <b>7</b><br>.2756  | <b>3</b><br>.1181   | <b>3,8</b><br>.1496 | <b>0,1</b><br>.004        | <b>683-2Z</b>        | <b>F683-2Z</b>      | <b>E683-2Z</b>     | <b>FE683-2Z</b>     | <b>638/3</b>  |
| <b>3</b><br>.1181                  | <b>8</b><br>.3150  | <b>3</b><br>.1181   | <b>3,8</b><br>.1496 | <b>0,15</b><br>.006       | <b>693/002-2Z</b>    | <b>F693/002-2Z</b>  | <b>E693/002-2Z</b> | <b>FE693/002-2Z</b> | <b>619/3</b>  |
| <b>3</b><br>.1181                  | <b>8</b><br>.3150  | <b>4</b><br>.1575   | <b>4,8</b><br>.1890 | <b>0,15</b><br>.006       | <b>693-2Z</b>        | <b>F693-2Z</b>      | <b>E693-2Z</b>     | <b>FE693-2Z</b>     | <b>639/3</b>  |
| <b>3</b><br>.1181                  | <b>10</b><br>.3997 | <b>4</b><br>.1575   | <b>4,8</b><br>.1890 | <b>0,15</b><br>.006       | <b>623-2Z</b>        | <b>F623-2Z</b>      | <b>E623-2Z</b>     | <b>FE623-2Z</b>     | <b>623</b>  |
| <b>4</b><br>.1575                  | <b>7</b><br>.2756  | <b>2</b><br>.0787   |                     | <b>0,08</b><br>.003       | <b>674-2Z</b>        |                     |                    |                     | <b>617/4</b>  |
| <b>4</b><br>.1575                  | <b>9</b><br>.3543  | <b>4</b><br>.1575   | <b>4,8</b><br>.1890 | <b>0,1</b><br>.004        | <b>684-2Z</b>        | <b>F684-2Z</b>      | <b>E684-2Z</b>     | <b>FE684-2Z</b>     | <b>638/4</b>  |
| <b>4</b><br>.1575                  | <b>10</b><br>.3997 | <b>4</b><br>.1575   | <b>4,8</b><br>.1890 | <b>0,1</b><br>.004        | <b>684/10-2Z</b>     | <b>F684/10-2Z</b>   | <b>E684/10-2Z</b>  | <b>FE684/10-2Z</b>  |   |
| <b>4</b><br>.1575                  | <b>11</b><br>.4331 | <b>4</b><br>.1575   | <b>4,8</b><br>.1890 | <b>0,15</b><br>.006       | <b>694-2Z</b>        | <b>F694-2Z</b>      | E694-2Z            | FE694-2Z            | <b>619/4</b>  |
| <b>4</b><br>.1575                  | <b>12</b><br>.4724 | <b>4</b><br>.1575   | <b>4,8</b><br>.1890 | <b>0,15</b><br>.006       | <b>604-2Z</b>        | <b>F604-2Z</b>      | E604-2Z            | FE604-2Z            | <b>604</b>  |
| <b>4</b><br>.1575                  | <b>13</b><br>.5118 | <b>5</b><br>.1969   | <b>5,8</b><br>.2284 | <b>0,2</b><br>.008        | <b>624-2Z</b>        | <b>F624-2Z</b>      | <b>E624-2Z</b>     | <b>FE624-2Z</b>     | <b>624</b>  |
| <b>4</b><br>.1575                  | <b>16</b><br>.6299 | <b>5</b><br>.1969   | <b>5,8</b><br>.2284 | <b>0,3</b><br>.012        | <b>634-2Z</b>        | <b>F634-2Z</b>      | E634-2Z            | FE634-2Z            | <b>634</b>  |
| <b>4</b><br>.1575                  | <b>16</b><br>.6299 | <b>5</b><br>.1969   |                     | <b>0,3</b><br>.012        | <b>634D-2Z</b>       |                     |                    |                     | <b>634</b>  |





| Flange Dimensions   |                    | Shaft & Housing Shoulders<br>Diameters according to DIN 5418 |                        |                        | Number of Balls (5) | Ball Dia.       | Load Ratings according to DIN ISO |                    | Limiting Speed (6) |
|---------------------|--------------------|--|------------------------|------------------------|---------------------|-----------------|-----------------------------------|--------------------|--------------------|
| FD                  | FB                 | d <sub>a</sub> min   | d <sub>a</sub> max (3) | D <sub>a</sub> max (4) |                     |                 | Z                                 | C <sub>r</sub> [N] |                    |
| <b>5</b><br>.197    | <b>0,6</b><br>.024 | 1,90<br>.075   | 2,35<br>.093           | 3,60<br>.142           | 6                   | 0,794<br>.03125 | 163                               | 44                 | 153.000            |
|                     |                    | 2,30<br>.091   | 2,95<br>.116           | 4,20<br>.165           | 7                   | 0,794<br>.03125 | 192                               | 59                 | 93.000             |
| <b>6,5</b><br>.256  | <b>0,8</b><br>.032 | 2,30<br>.091   | 2,95<br>.116           | 4,20<br>.165           | 7                   | 0,794<br>.03125 | 192                               | 59                 | 109.000            |
| <b>6,1</b><br>.240  | <b>0,6</b><br>.024 | 2,50<br>.098   | 2,95<br>.116           | 4,50<br>.177           | 7                   | 0,794<br>.03125 | 192                               | 59                 | 116.000            |
| <b>7,5</b><br>.295  | <b>0,6</b><br>.024 | 2,80<br>.110   | 3,25<br>.128           | 5,20<br>.205           | 7                   | 1<br>.0394      | 286                               | 90                 | 91.000             |
|                     |                    | 2,50<br>.098   | 3,90<br>.154           | 4,50<br>.177           | 7                   | 0,794<br>.03125 | 192                               | 59                 | 120.000            |
| <b>7,1</b><br>.280  | <b>0,8</b><br>.032 | 3,00<br>.118   | 3,50<br>.138           | 5,50<br>.217           | 7                   | 1<br>.0394      | 289                               | 92                 | 101.000            |
| <b>8,1</b><br>.319  | <b>0,8</b><br>.032 | 3,10<br>.142   | 4,10<br>.161           | 6,40<br>.252           | 8                   | 1,191<br>.0469  | 432                               | 149                | 88.000             |
| <b>8,5</b><br>.335  | <b>0,9</b><br>.035 | 3,30<br>.130   | 4,10<br>.161           | 6,30<br>.248           | 8                   | 1,191<br>.0469  | 432                               | 149                | 87.000             |
|                     |                    | 3,30<br>.130   | 4,10<br>.161           | 7,20<br>.283           | 8                   | 1,191<br>.0469  | 432                               | 149                | 81.000             |
|                     |                    | 3,50<br>.137   | 5,00<br>.198           | 5,40<br>.216           | 8                   | 1<br>.0394      | 195                               | 60                 | 81.000             |
| <b>8,1</b><br>.319  | <b>0,8</b><br>.032 | 3,60<br>.142   | 4,10<br>.161           | 6,40<br>.252           | 8                   | 1,191<br>.0469  | 432                               | 149                | 90.000             |
| <b>9,5</b><br>.375  | <b>0,7</b><br>.028 | 3,80<br>.149   | 4,55<br>.179           | 7,20<br>.283           | 7                   | 1,588<br>.0625  | 644                               | 215                | 67.000             |
| <b>9,5</b><br>.375  | <b>0,9</b><br>.035 | 3,80<br>.149   | 4,55<br>.179           | 7,20<br>.283           | 7                   | 1,588<br>.0625  | 644                               | 215                | 80.000             |
| <b>11,5</b><br>.453 | <b>1</b><br>.039   | 4,40<br>.173   | 5,50<br>.217           | 8,60<br>.339           | 8                   | 1,588<br>.0625  | 725                               | 265                | 65.000             |
|                     |                    | 4,50<br>.177   | 4,75<br>.187           | 6,50<br>.256           | 9                   | 1<br>.0394      | 345                               | 130                | 63.000             |
| <b>10,3</b><br>.406 | <b>1</b><br>.039   | 4,60<br>.181   | 5,15<br>.203           | 8,40<br>.331           | 7                   | 1,588<br>.0625  | 658                               | 226                | 82.000             |
| <b>11,5</b><br>.453 | <b>1</b><br>.039   | 4,60<br>.181   | 5,15<br>.203           | 9,40<br>.370           | 7                   | 1,588<br>.0625  | 658                               | 226                | 86.000             |
| <b>12,5</b><br>.492 | <b>1</b><br>.039   | 4,80<br>.189   | 5,95<br>.234           | 10,20<br>.402          | 8                   | 1,588<br>.0625  | 730                               | 271                | 66.000             |
| <b>13,5</b><br>.532 | <b>1</b><br>.039   | 5,40<br>.213   | 6,70<br>.264           | 10,60<br>.417          | 8                   | 1,588<br>.0625  | 734                               | 282                | 56.000             |
| <b>15</b><br>.591   | <b>1</b><br>.039   | 5,80<br>.228   | 6,90<br>.272           | 11,20<br>.441          | 7                   | 2,381<br>.0938  | 1.339                             | 488                | 52.000             |
| <b>18</b><br>.709   | <b>1</b><br>.039   | 6,40<br>.252   | 9,00<br>.354           | 13,60<br>.535          | 8                   | 2,5<br>.0984    | 1.646                             | 663                | 44.000             |
| <b>18</b><br>.709   | <b>1</b><br>.039   | 6,40<br>.252   | 9,00<br>.354           | 13,60<br>.535          | 6                   | 3,175<br>.1250  | 1.935                             | 677                | 45.000             |

(3) Not applicable to bearings with extended inner ring.

(4) Not applicable to flanged bearings.

(5) The number of balls may vary due to different types of retainer.


(6) See chapter "Limiting Speeds", pages 48, 49.

(7) Tolerance of bore +12 μm to +3 μm.

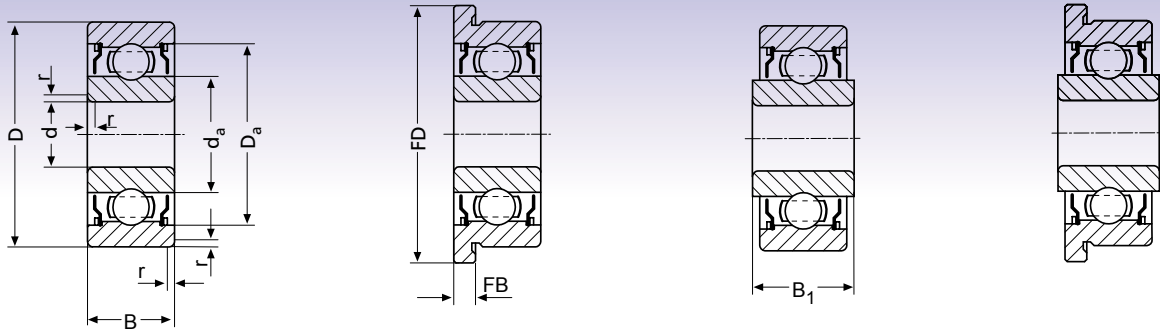
Subject to change due to technical improvements.



# Deep Groove Ball Bearings – metric with non-contact shield



| Dimensions |             |            |                |                        | Types   |   |   |   | Basic Type according to DIN (German Standard) |
|------------|-------------|------------|----------------|------------------------|---|---|---|---|---|
| d          | D           | B          | B <sub>1</sub> | r <sub>s</sub> min (2) |  |  |  |  |   |
| 5<br>.1969 | 8<br>.3150  | 2<br>.0787 |                | 0,08<br>.003           | <b>675-2Z</b>   |   |   |   | <b>617/5</b>                                  |
| 5<br>.1969 | 10<br>.3997 | 4<br>.1575 |                | 0,08<br>.003           | <b>694/1002-2Z</b>  |   |   |   |   |
| 5<br>.1969 | 11<br>.4331 | 4<br>.1575 |                | 0,15<br>.006           | <b>685/003-2Z</b>   | <b>F685/003-2Z</b>  |   |   | <b>628/5</b>                                  |
| 5<br>.1969 | 11<br>.4331 | 5<br>.1969 | 5,8<br>.2284   | 0,15<br>.006           | <b>685-2Z</b>   | <b>F685-2Z</b>  | E685-2Z   | FE685-2Z  | <b>638/5</b>                                  |
| 5<br>.1969 | 13<br>.5118 | 4<br>.1575 | 4,8<br>.1890   | 0,2<br>.008            | <b>695-2Z</b>   | <b>F695-2Z</b>  | E695-2Z   | FE695-2Z  | <b>619/5</b>                                  |
| 5<br>.1969 | 13<br>.5118 | 5<br>.1969 |                | 0,2<br>.008            | <b>624/0003-2Z</b>  |   |   |   |   |
| 5<br>.1969 | 14<br>.5512 | 5<br>.1969 | 5,8<br>.2284   | 0,2<br>.008            | <b>605-2Z</b>   | <b>F605-2Z</b>  | E605-2Z   | FE605-2Z  | <b>605</b>                                    |
| 5<br>.1969 | 16<br>.6299 | 5<br>.1969 | 5,8<br>.2284   | 0,3<br>.012            | <b>625-2Z</b>   | <b>F625-2Z</b>  | E625-2Z   | FE625-2Z  | <b>625</b>                                    |
| 5<br>.1969 | 16<br>.6299 | 5<br>.1969 |                | 0,3<br>.012            | <b>625D-2Z</b>  |   |   |   | <b>625</b>                                    |
| 5<br>.1969 | 19<br>.7480 | 6<br>.2362 | 6,8<br>.2677   | 0,3<br>.012            | <b>635-2Z</b>   | <b>F635-2Z</b>  | E635-2Z   | FE635-2Z  | <b>635</b>                                    |
| 6<br>.2362 | 12<br>.4724 | 4<br>.1575 |                | 0,15<br>.006           | <b>695/1202-2Z</b>  |   |   |   |   |
| 6<br>.2362 | 13<br>.5118 | 5<br>.1969 | 5,8<br>.2284   | 0,15<br>.006           | <b>686-2Z</b>   | <b>F686-2Z</b>  | <b>E686-2Z</b>  | <b>FE686-2Z</b>   | <b>628/6</b>                                  |
| 6<br>.2362 | 15<br>.5906 | 5<br>.1969 | 5,8<br>.2284   | 0,2<br>.008            | <b>696-2Z</b>   | <b>F696-2Z</b>  | E696-2Z   | FE696-2Z  | <b>619/6</b>                                  |
| 6<br>.2362 | 16<br>.6299 | 5<br>.1969 |                | 0,3<br>.012            | <b>625/0002-2Z</b>  |   |   |   |   |
| 6<br>.2362 | 19<br>.7480 | 6<br>.2362 | 6,8<br>.2677   | 0,3<br>.012            | <b>626-2Z</b>   | <b>F626-2Z</b>  | E626-2Z   | FE626-2Z  | <b>626</b>                                    |
| 7<br>.2756 | 14<br>.5512 | 5<br>.1969 | 5,8<br>.2284   | 0,15<br>.006           | <b>687-2Z</b>   | <b>F687-2Z</b>  | E687-2Z   | FE687-2Z  | <b>628/7</b>                                  |
| 7<br>.2756 | 17<br>.6693 | 5<br>.1969 | 5,8<br>.2284   | 0,3<br>.012            | <b>697-2Z</b>   | <b>F697-2Z</b>  | E697-2Z   | FE697-2Z  | <b>619/7</b>                                  |
| 7<br>.2756 | 19<br>.7480 | 6<br>.2362 | 6,8<br>.2677   | 0,3<br>.012            | <b>607-2Z</b>   | <b>F607-2Z</b>  | E607-2Z   | FE607-2Z  | <b>607</b>                                    |
| 7<br>.2756 | 22<br>.8661 | 7<br>.2756 |                | 0,3<br>.012            | <b>627-2Z</b>   | <b>F627-2Z</b>  |   |   | <b>627</b>                                    |
| 8<br>.3150 | 14<br>.5512 | 4<br>.1575 |                | 0,2<br>.008            | <b>688A/142-2Z</b>  |   |   |   |   |
| 8<br>.3150 | 16<br>.6299 | 5<br>.1969 |                | 0,2<br>.012            | <b>688/003-2Z</b>   | <b>F688/003-2Z</b>  |   |   | <b>628/8</b>                                  |
| 8<br>.3150 | 16<br>.6299 | 6<br>.2362 | 6,8<br>.2677   | 0,2<br>.008            | <b>688-2Z</b>   | <b>F688-2Z</b>  | E688-2Z   | FE688-2Z  | <b>638/8</b>                                  |
| 8<br>.3150 | 19<br>.7480 | 6<br>.2362 | 6,8<br>.2677   | 0,3<br>.012            | <b>698-2Z</b>   | <b>F698-2Z</b>  | E698-2Z   | FE698-2Z  | <b>619/8</b>                                  |
| 8<br>.3150 | 22<br>.8661 | 7<br>.2756 |                | 0,3<br>.012            | <b>608-2Z</b>   | <b>F608-2Z</b>  |   |   | <b>608</b>                                    |



| Flange Dimensions   |                    | Shaft & Housing Shoulders<br>Diameters according to DIN 5418 |                        |                        | Number of Balls (5) | Ball Dia.       | Load Ratings according to DIN ISO |                | Limiting Speed (6) |
|---------------------|--------------------|--|------------------------|------------------------|---------------------|-----------------|-----------------------------------|----------------|--------------------|
| FD                  | FB                 | d <sub>a</sub> min   | d <sub>a</sub> max (3) | D <sub>a</sub> max (4) |                     |                 | Z                                 | D <sub>w</sub> |                    |
|                     |                    | 5,50<br>.217   | 5,75<br>.226           | 7,50<br>.295           | 11                  | 1<br>.0394      | 390                               | 160            | 52.000             |
|                     |                    | 5,50<br>.216   | 8,10<br>.319           | 8,80<br>.347           | 8                   | 1,588<br>.0625  | 730                               | 271            | 66.000             |
| <b>12,5</b><br>.492 | <b>1</b><br>.039   | 5,80<br>.228   | 6,70<br>.264           | 10,70<br>.421          | 8                   | 1,588<br>.0625  | 734                               | 282            | 62.000             |
| <b>12,5</b><br>.492 | <b>1</b><br>.039   | 5,80<br>.228   | 6,70<br>.264           | 10,70<br>.421          | 8                   | 1,588<br>.0625  | 734                               | 282            | 71.000             |
| <b>15</b><br>.591   | <b>1</b><br>.039   | 6,40<br>.252   | 7,75<br>.305           | 11,60<br>.457          | 10                  | 1,588<br>.0625  | 851                               | 366            | 49.000             |
|                     |                    | 5,80<br>.228   | 6,90<br>.272           | 11,20<br>.441          | 7                   | 2,381<br>.0938  | 1.339                             | 488            | 53.000             |
| <b>16</b><br>.630   | <b>1</b><br>.039   | 6,40<br>.252   | 8,20<br>.323           | 12,60<br>.496          | 8                   | 1,984<br>.0781  | 1.096                             | 437            | 50.000             |
| <b>18</b><br>.709   | <b>1</b><br>.039   | 7,40<br>.291   | 9,00<br>.354           | 13,60<br>.535          | 8                   | 2,5<br>.0984    | 1.646                             | 663            | 50.000             |
| <b>18</b><br>.709   | <b>1</b><br>.039   | 7,40<br>.291   | 9,00<br>.354           | 13,60<br>.535          | 6                   | 3,175<br>.1250  | 1.935                             | 677            | 42.000             |
| <b>22</b><br>.866   | <b>1,5</b><br>.059 | 7,40<br>.291   | 10,80<br>.425          | 16,60<br>.654          | 8                   | 3,175<br>.1250  | 2.522                             | 1.057          | 35.000             |
|                     |                    | 6,80<br>.268   | 7,75<br>.305           | 11,20<br>.441          | 10                  | 1,588<br>.0625  | 851                               | 366            | 49.000             |
| <b>15</b><br>.591   | <b>1,1</b><br>.043 | 6,80<br>.268   | 8,20<br>.323           | 12,20<br>.480          | 8                   | 1,984<br>.0781  | 1.096                             | 437            | 55.000             |
| <b>17</b><br>.669   | <b>1,2</b><br>.047 | 7,40<br>.291   | 9,00<br>.354           | 13,60<br>.535          | 9                   | 1,984<br>.0781  | 1.186                             | 505            | 46.000             |
|                     |                    | 8,40<br>.331   | 9,00<br>.354           | 13,60<br>.535          | 8                   | 2,5<br>.0984    | 1.646                             | 663            | 41.000             |
| <b>22</b><br>.866   | <b>1,5</b><br>.059 | 8,40<br>.331   | 10,80<br>.425          | 16,60<br>.654          | 8                   | 3,175<br>.1250  | 2.522                             | 1.057          | 34.000             |
| <b>16</b><br>.630   | <b>1,1</b><br>.043 | 7,80<br>.307   | 9,00<br>.354           | 13,20<br>.520          | 9                   | 1,984<br>.0781  | 1.186                             | 505            | 50.000             |
| <b>19</b><br>.748   | <b>1,2</b><br>.047 | 9,00<br>.354   | 10,10<br>.398          | 15,00<br>.591          | 9                   | 2,5<br>.0984    | 1.795                             | 776            | 39.000             |
| <b>22</b><br>.866   | <b>1,5</b><br>.059 | 9,00<br>.354   | 10,80<br>.425          | 17,00<br>.669          | 8                   | 3,175<br>.1250  | 2.522                             | 1.057          | 38.000             |
| <b>25</b><br>.984   | <b>1,5</b><br>.059 | 9,40<br>.370   | 11,60<br>.457          | 19,60<br>.772          | 7                   | 3,969<br>.15625 | 3.369                             | 1.363          | 35.000             |
|                     |                    | 9,40<br>.370   | 9,40<br>.370           | 12,60<br>.496          | 12                  | 1,191<br>.0469  | 335                               | 152            | 47.000             |
| <b>18</b><br>.709   | <b>1,1</b><br>.043 | 9,40<br>.370   | 10,10<br>.398          | 14,60<br>.575          | 9                   | 2,5<br>.0984    | 1.795                             | 776            | 43.000             |
| <b>18</b><br>.709   | <b>1,3</b><br>.051 | 9,40<br>.370   | 10,10<br>.398          | 14,60<br>.575          | 9                   | 2,5<br>.0984    | 1.795                             | 776            | 48.000             |
| <b>22</b><br>.866   | <b>1,5</b><br>.059 | 10,00<br>.394  | 11,10<br>.437          | 17,00<br>.669          | 9                   | 2,5<br>.0984    | 1.798                             | 797            | 40.000             |
| <b>25</b><br>.984   | <b>1,5</b><br>.059 | 10,00<br>.394  | 11,60<br>.457          | 20,00<br>.787          | 7                   | 3,969<br>.15625 | 3.369                             | 1.363          | 38.000             |

(3) Not applicable to bearings with extended inner ring.

(4) Not applicable to flanged bearings.

(5) The number of balls may vary due to different types of retainer.



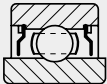
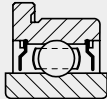
(6) See chapter "Limiting Speeds", pages 48, 49.

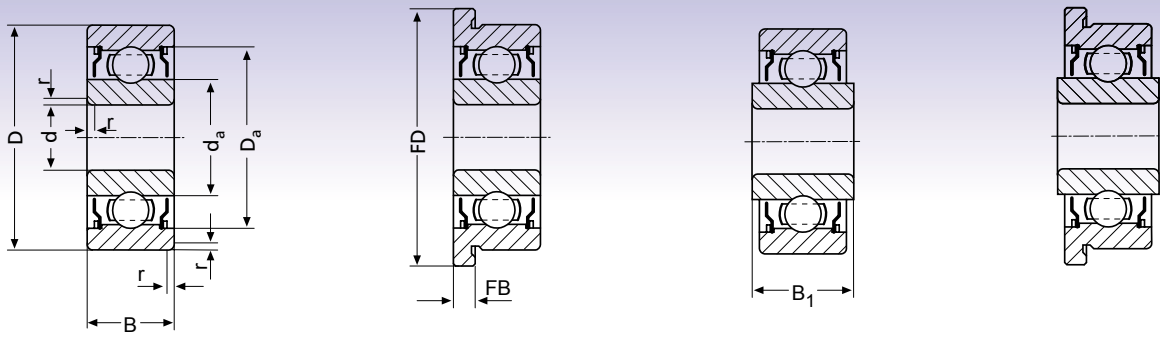
Subject to change due to technical improvements.



# Deep Groove Ball Bearings – metric with non-contact shield



| Dimensions         |                     |                    |                     |                        | Types   |   |   |   | Basic Type according to DIN (German Standard) |
|--------------------|---------------------|--------------------|---------------------|------------------------|---|---|---|---|---|
| d                  | D                   | B                  | B <sub>1</sub>      | r <sub>s</sub> min (2) |  |  |  |  |   |
| <b>9</b><br>.3543  | <b>17</b><br>.6693  | <b>6</b><br>.2362  | <b>6,8</b><br>.2677 | <b>0,2</b><br>.008     | <b>689-2Z</b>   | <b>F689-2Z</b>  | E689-2Z   | FE689-2Z  | <b>638/9</b>                                  |
| <b>9</b><br>.3543  | <b>20</b><br>.7874  | <b>6</b><br>.2362  |                     | <b>0,3</b><br>.012     | <b>699-2Z</b>   |   |   |   | <b>619/9</b>                                  |
| <b>9</b><br>.3543  | <b>24</b><br>.9449  | <b>7</b><br>.2756  |                     | <b>0,3</b><br>.012     | <b>609-2Z</b>   |   |   |   | <b>609</b>                                    |
| <b>9</b><br>.3543  | <b>24</b><br>.9449  | <b>7</b><br>.2756  |                     | <b>0,3</b><br>.012     | <b>609D-2Z</b>  |   |   |   | <b>609</b>                                    |
| <b>9</b><br>.3543  | <b>26</b><br>1.0236 | <b>8</b><br>.3150  |                     | <b>0,3</b><br>.012     | <b>629-2Z</b>   |   |   |   | <b>629</b>                                    |
| <b>10</b><br>.3937 | <b>19</b><br>.7480  | <b>5</b><br>.1969  |                     | <b>0,3</b><br>.012     | <b>6800/002-2Z</b>  | <b>F6800/002-2Z</b>   |   |   | <b>61800</b>                                  |
| <b>10</b><br>.3937 | <b>19</b><br>.7480  | <b>7</b><br>.2756  | <b>7,8</b><br>.3071 | <b>0,3</b><br>.012     | <b>6800-2Z</b>  | <b>F6800-2Z</b>   | E6800-2Z  | FE6800-2Z   | <b>63800</b>                                  |
| <b>10</b><br>.3937 | <b>22</b><br>.8661  | <b>6</b><br>.2362  |                     | <b>0,3</b><br>.012     | <b>6900-2Z</b>  |   |   |   | <b>61900</b>                                  |
| <b>10</b><br>.3937 | <b>26</b><br>1.0236 | <b>8</b><br>.3150  |                     | <b>0,3</b><br>.012     | <b>6000-2Z</b>  |   |   |   | <b>6000</b>                                   |
| <b>10</b><br>.3937 | <b>30</b><br>1.181  | <b>9</b><br>.3543  |                     | <b>0,6</b><br>.024     | <b>6200-2Z</b>  |   |   |   | <b>6200</b>                                   |
| <b>10</b><br>.3937 | <b>30</b><br>1.181  | <b>9</b><br>.3543  |                     | <b>0,6</b><br>.024     | <b>6200D-2Z</b>   |   |   |   | <b>6200</b>                                   |
| <b>12</b><br>.4724 | <b>21</b><br>.8267  | <b>5</b><br>.1969  |                     | <b>0,3</b><br>.012     | <b>6801-2Z</b><br><b>6801-2RZ</b>   |   |   |   | <b>61801</b>                                  |
| <b>12</b><br>.4724 | <b>24</b><br>.9449  | <b>6</b><br>.2362  |                     | <b>0,3</b><br>.012     | <b>6901-2Z</b><br><b>6901-2RZ</b>   |   |   |   | <b>61901</b>                                  |
| <b>12</b><br>.4724 | <b>28</b><br>1.1024 | <b>8</b><br>.3150  |                     | <b>0,3</b><br>.012     | <b>6001-2Z</b>  |   |   |   | <b>6001</b>                                   |
| <b>12</b><br>.4724 | <b>32</b><br>1.2598 | <b>10</b><br>.3937 |                     | <b>0,6</b><br>.024     | <b>6201-2Z</b>  |   |   |   | <b>6201</b>                                   |
| <b>15</b><br>.5906 | <b>24</b><br>.9449  | <b>5</b><br>.1969  |                     | <b>0,3</b><br>.012     | <b>6802-2Z</b><br><b>6802-2RZ</b>   |   |   |   | <b>61802</b>                                  |
| <b>15</b><br>.5906 | <b>28</b><br>1.1024 | <b>7</b><br>.2756  |                     | <b>0,3</b><br>.012     | <b>6902-2Z</b><br><b>6902-2RZ</b>   |   |   |   | <b>61902</b>                                  |
| <b>15</b><br>.5906 | <b>32</b><br>1.2598 | <b>9</b><br>.3543  |                     | <b>0,3</b><br>.012     | <b>6002-2Z</b>  |   |   |   | <b>6002</b>                                   |
| <b>15</b><br>.5906 | <b>35</b><br>1.3780 | <b>11</b><br>.4331 |                     | <b>0,6</b><br>.024     | <b>6202-2Z</b>  |   |   |   | <b>6202</b>                                   |
| <b>17</b><br>.6693 | <b>26</b><br>1.0236 | <b>5</b><br>.1969  |                     | <b>0,3</b><br>.012     | <b>6803-2Z</b><br><b>6803-2RZ</b>   |   |   |   | <b>61803</b>                                  |
| <b>17</b><br>.6693 | <b>30</b><br>1.1811 | <b>7</b><br>.2756  |                     | <b>0,3</b><br>.012     | <b>6903-2Z</b><br><b>6903-2RZ</b>   |   |   |   | <b>61903</b>                                  |
| <b>17</b><br>.6693 | <b>35</b><br>1.3780 | <b>10</b><br>.3937 |                     | <b>0,3</b><br>.012     | <b>6003-2Z</b>  |   |   |   | <b>6003</b>                                   |
| <b>17</b><br>.6693 | <b>40</b><br>1.5748 | <b>12</b><br>.4724 |                     | <b>0,6</b><br>.024     | <b>6203-2Z</b>  |   |   |   | <b>6203</b>                                   |



| Flange Dimensions |                    | Shaft & Housing Shoulders Diameters according to DIN 5418 |               |                | Number of Balls (5) | Ball Dia.       | Load Ratings according to DIN ISO |         | Limiting Speed (6) |
|-------------------|--------------------|---|---------------|----------------|---------------------|-----------------|-----------------------------------|---------|--------------------|
| FD                | FB                 | da min  | da max (3)    | Da max (4)     |                     |                 | Cr [N]                            | Cor [N] |                    |
| <b>19</b><br>.748 | <b>1,3</b><br>.051 | 10,40<br>.409   | 11,10<br>.437 | 15,60<br>.614  | 9                   | 2,5<br>.0984    | 1.798                             | 797     | 44.000             |
|                   |                    | 11,00<br>.433   | 12,60<br>.496 | 18,00<br>.709  | 10                  | 2,5<br>.0984    | 1.922                             | 915     | 35.000             |
|                   |                    | 11,00<br>.433   | 13,45<br>.530 | 22,00<br>.866  | 7                   | 3,969<br>.15625 | 3.435                             | 1.430   | 33.000             |
|                   |                    | 11,90<br>.433   | 18,90<br>.744 | 22,00<br>.866  | 8                   | 3,969<br>.15625 | 3.758                             | 1.632   | 32.000             |
| <b>21</b><br>.827 | <b>1</b><br>.039   | 11,40<br>.449   | 14,60<br>.575 | 23,60<br>.929  | 7                   | 4,763<br>.1875  | 4.698                             | 1.982   | 34.000             |
|                   |                    | 12,00<br>.472   | 12,60<br>.496 | 17,00<br>.669  | 10                  | 2,5<br>.0984    | 1.922                             | 915     | 34.000             |
|                   |                    | 12,00<br>.472   | 12,60<br>.496 | 17,00<br>.669  | 10                  | 2,5<br>.0984    | 1.922                             | 915     | 42.000             |
|                   |                    | 12,00<br>.472   | 13,45<br>.530 | 20,00<br>.787  | 8                   | 3,175<br>.1250  | 2.555                             | 1.129   | 31.000             |
|                   |                    | 12,40<br>.488   | 14,60<br>.575 | 23,60<br>.929  | 7                   | 4,763<br>.1875  | 4.698                             | 1.982   | 35.000             |
|                   |                    | 14,20<br>.559   | 16,00<br>.623 | 25,80<br>1.016 | 7                   | 5,556<br>.2188  | 6.100                             | 2.600   | 27.000             |
|                   |                    | 14,20<br>.559   | 16,00<br>.623 | 25,80<br>1.016 | 8                   | 4,762<br>.1875  | 5.236                             | 2.374   | 27.000             |
|                   |                    | 14,00<br>.551   | 14,50<br>.571 | 19,00<br>.748  | 12                  | 2,381<br>.09375 | 1.930                             | 900     | 30.000             |
|                   |                    | 14,00<br>.559   | 15,60<br>.614 | 22,00<br>.866  | 10                  | 3,175<br>.1250  | 2.971                             | 1.452   | 27.000             |
|                   |                    | 14,00<br>.559   | 16,10<br>.634 | 26,00<br>1.024 | 9                   | 3,969<br>.15625 | 5.237                             | 2.359   | 28.000             |
|                   |                    | 16,22<br>.639   | 17,70<br>.697 | 27,80<br>1.095 | 7                   | 6<br>.2362      | 7.073                             | 3.100   | 26.000             |
|                   |                    | 17,00<br>.669   | 17,50<br>.689 | 22,00<br>.866  | 14                  | 2,381<br>.09375 | 2.080                             | 1.100   | 25.000             |
|                   |                    | 17,00<br>.669   | 18,25<br>.719 | 26,00<br>1.024 | 11                  | 3,175<br>.1250  | 4.445                             | 2.268   | 24.000             |
|                   |                    | 17,00<br>.669   | 19,60<br>.772 | 30,00<br>1.181 | 9                   | 4,762<br>.1865  | 5.676                             | 2.819   | 25.000             |
|                   |                    | 19,20<br>.726   | 20,50<br>.807 | 30,80<br>.819  | 8                   | 6<br>.2362      | 7.939                             | 3.744   | 24.000             |
|                   |                    | 19,00<br>.748   | 19,50<br>.768 | 24,00<br>.945  | 16                  | 2,381<br>.09375 | 2.240                             | 1.270   | 22.000             |
| 19,00<br>.748     | 20,15<br>.793      | 28,00<br>1.102  | 11            | 3,175<br>.1250 | 4.723               | 2.547           | 21.000                            |         |                    |
| 19,00<br>.748     | 22,10<br>.870      | 33,00<br>1.299  | 10            | 4,762<br>.1875 | 6.172               | 3.267           | 23.000                            |         |                    |
| 21,20<br>.835     | 23,50<br>.925      | 35,80<br>1.409  | 8             | 6,747<br>.2656 | 9.811               | 4.734           | 20.000                            |         |                    |

(3) Not applicable to bearings with extended inner ring.

(4) Not applicable to flanged bearings.

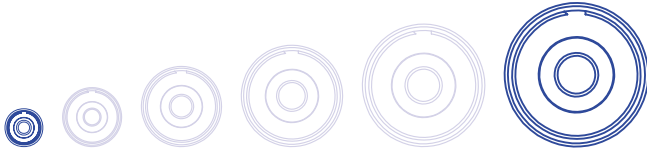
(5) The number of balls may vary due to different types of retainer.

(6) See chapter "Limiting Speeds", pages 48, 49.

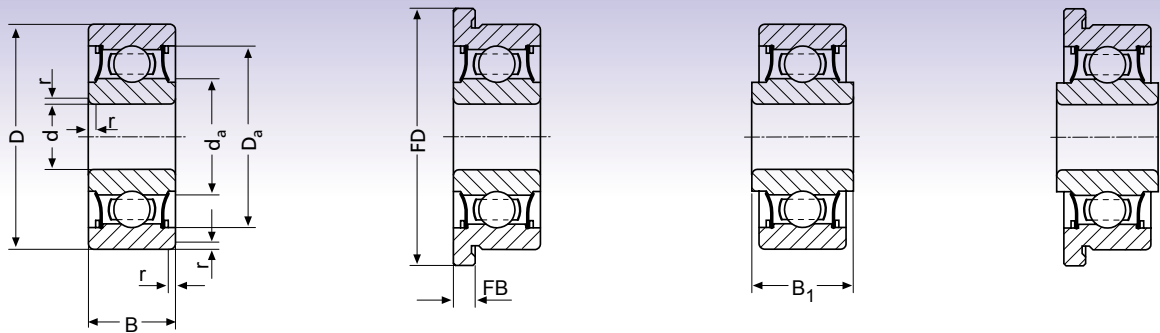
Subject to change due to technical improvements.



# Deep Groove Ball Bearings – metric with seal



| Dimensions          |                    | mm<br>inch          |                     |                           | Types                            |                                    |                      |                        | Basic Type<br>according<br>to DIN<br>(German<br>Standard) |
|---------------------|--------------------|---------------------|---------------------|---------------------------|----------------------------------|------------------------------------|----------------------|------------------------|---|
| d                   | D                  | B                   | B <sub>1</sub>      | r <sub>s</sub> min<br>(2) |                                  |                                    |                      |                        |   |
| <b>1,5</b><br>.0591 | <b>5</b><br>.1969  | <b>2,6</b><br>.1024 |                     | <b>0,15</b><br>.006       | 69/1,5-2TS                       | F69/1,5-2TS                        |                      |                        | <b>639/1,5</b>  |
| <b>2</b><br>.0787   | <b>5</b><br>.1969  | <b>2,3</b><br>.0906 | <b>3,1</b><br>.1221 | <b>0,08</b><br>.003       | <b>682-2TS</b>                   | <b>F682-2TS</b>                    | E682-2TS             | FE682-2TS              | <b>638/2</b>  |
| <b>2</b><br>.0787   | <b>6</b><br>.2362  | <b>2,3</b><br>.0906 | <b>3,1</b><br>.1221 | <b>0,15</b><br>.006       | <b>692-2TS</b>                   | <b>F692-2TS</b>                    | E692-2TS             | FE692-2TS              | <b>619/2</b>  |
| <b>2,5</b><br>.0984 | <b>6</b><br>.2362  | <b>2,6</b><br>.1024 | <b>3,4</b><br>.1339 | <b>0,08</b><br>.003       | <b>68/2,5-2TS</b>                | <b>F68/2,5-2TS</b>                 | E68/2,5-2TS          | FE68/2,5-2TS           | <b>638/2,5</b>  |
| <b>2,5</b><br>.0984 | <b>7</b><br>.2756  | <b>3,5</b><br>.1378 | <b>4,3</b><br>.1693 | <b>0,15</b><br>.006       | <b>69/2,5-2TS</b>                | <b>F69/2,5-2TS</b>                 | E69/2,5-2TS          | FE69/2,5-2TS           | <b>639/2,5</b>  |
| <b>2,5</b><br>.0984 | <b>8</b><br>.3150  | <b>2,8</b><br>.1102 | <b>3,6</b><br>.1417 | <b>0,15</b><br>.006       | <b>60/2,5-2TS</b>                |                                    | E60/2,5-2TS          |                        | <b>60/2,5</b>   |
| <b>3</b><br>.1181   | <b>7</b><br>.2756  | <b>3</b><br>.1181   | <b>3,8</b><br>.1496 | <b>0,1</b><br>.004        | <b>683-2TS</b>                   | <b>F683-2TS</b>                    | E683-2TS             | FE683-2TS              | <b>638/3</b>  |
| <b>3</b><br>.1181   | <b>8</b><br>.3150  | <b>4</b><br>.1575   | <b>4,8</b><br>.1890 | <b>0,15</b><br>.006       | <b>693-2TS</b>                   | <b>F693-2TS</b>                    | E693-2TS             | FE693-2TS              | <b>639/3</b>  |
| <b>3</b><br>.1181   | <b>10</b><br>.3937 | <b>4</b><br>.1575   | <b>4,8</b><br>.1890 | <b>0,15</b><br>.006       | <b>623-2TS</b>                   | <b>F623-2TS</b>                    | E623-2TS             | FE623-2TS              | <b>623</b>  |
| <b>4</b><br>.1575   | <b>9</b><br>.3543  | <b>4</b><br>.1575   | <b>4,8</b><br>.1890 | <b>0,1</b><br>.004        | <b>684-2TS</b>                   | <b>F684-2TS</b>                    | E684-2TS             | FE684-2TS              | <b>638/4</b>  |
| <b>4</b><br>.1575   | <b>10</b><br>.3937 | <b>4</b><br>.1575   | <b>4,8</b><br>.1890 | <b>0,1</b><br>.004        | <b>684/10-2TS</b>                | <b>F684/10-2TS</b>                 | E684/10-2TS          | FE684/10-2TS           |   |
| <b>4</b><br>.1575   | <b>11</b><br>.4331 | <b>4</b><br>.1575   | <b>4,8</b><br>.1890 | <b>0,15</b><br>.006       | <b>694-2TS</b>                   | <b>F694-2TS</b>                    | E694-2TS             | FE694-2TS              | <b>619/4</b>  |
| <b>4</b><br>.1575   | <b>12</b><br>.4724 | <b>4</b><br>.1575   | <b>4,8</b><br>.1890 | <b>0,15</b><br>.006       | <b>604-2TS</b>                   | <b>F604-2TS</b>                    | E604-2TS             | FE604-2TS              | <b>604</b>  |
| <b>4</b><br>.1575   | <b>13</b><br>.5118 | <b>5</b><br>.1969   | <b>5,8</b><br>.2284 | <b>0,2</b><br>.008        | <b>624-2TS</b><br><b>624-2RS</b> | <b>F624-2TS</b><br><b>F624-2RS</b> | E624-2TS<br>E624-2RS | FE624-2TS<br>FE624-2RS | <b>624</b>  |
| <b>4</b><br>.1575   | <b>16</b><br>.6299 | <b>5</b><br>.1969   | <b>5,8</b><br>.2284 | <b>0,3</b><br>.012        | <b>634-2TS</b>                   | <b>F634-2TS</b>                    | E634-2TS             | FE634-2TS              | <b>634</b>  |
| <b>4</b><br>.1575   | <b>16</b><br>.6299 | <b>5</b><br>.1969   | <b>5,8</b><br>.2284 | <b>0,3</b><br>.012        | <b>634D-2RS</b>                  |                                    |                      |                        | <b>634</b>  |
| <b>5</b><br>.1969   | <b>11</b><br>.4331 | <b>5</b><br>.1969   | <b>5,8</b><br>.2284 | <b>0,15</b><br>.006       | <b>685-2TS</b>                   | <b>F685-2TS</b>                    | E685-2TS             | FE685-2TS              | <b>638/5</b>  |
| <b>5</b><br>.1969   | <b>13</b><br>.5118 | <b>4</b><br>.1575   | <b>4,8</b><br>.1890 | <b>0,2</b><br>.008        | <b>695-2TS</b>                   | <b>F695-2TS</b>                    | E695-2TS             | FE695-2TS              | <b>619/5</b>  |
| <b>5</b><br>.1969   | <b>14</b><br>.5512 | <b>5</b><br>.1969   | <b>5,8</b><br>.2284 | <b>0,2</b><br>.008        | <b>605-2TS</b>                   | <b>F605-2TS</b>                    | E605-2TS             | FE605-2TS              | <b>605</b>  |
| <b>5</b><br>.1969   | <b>16</b><br>.6299 | <b>5</b><br>.1969   | <b>5,8</b><br>.2284 | <b>0,3</b><br>.012        | <b>625-2TS</b>                   | <b>F625-2TS</b>                    | E625-2TS             | FE625-2TS              | <b>625</b>  |
| <b>5</b><br>.1969   | <b>16</b><br>.5118 | <b>5</b><br>.1969   |                     | <b>0,2</b><br>.008        | <b>625D-2RS</b>                  |                                    |                      |                        |   |
| <b>5</b><br>.1969   | <b>19</b><br>.7480 | <b>6</b><br>.2362   | <b>6,8</b><br>.2677 | <b>0,3</b><br>.012        | <b>635-2TS</b><br><b>635-2RS</b> | <b>F635-2TS</b>                    | E635-2TS             | FE635-2TS              | <b>635</b>  |



| Flange Dimensions   |                    | Shaft & Housing Shoulders Diameters according to DIN 5418 |                        |                        | Number of Balls (5) | Ball Dia.       | Load Ratings according to DIN ISO |                    | Limiting Speed (6) |
|---------------------|--------------------|---|------------------------|------------------------|---------------------|-----------------|-----------------------------------|--------------------|--------------------|
| FD                  | FB                 | d <sub>a</sub> min  | d <sub>a</sub> max (3) | D <sub>a</sub> max (4) |                     |                 | Z                                 | C <sub>r</sub> [N] |                    |
| <b>6,5</b><br>.256  | <b>0,8</b><br>.032 | 2,50<br>.098  | 2,60<br>.116           | 4,20<br>.177           | 7                   | 0,794<br>.03125 | 192                               | 59                 | 71.000             |
| <b>6,1</b><br>.240  | <b>0,6</b><br>.024 | 2,50<br>.098  | 2,60<br>.102           | 4,50<br>.177           | 7                   | 0,794<br>.03125 | 192                               | 59                 | 71.000             |
| <b>7,5</b><br>.295  | <b>0,6</b><br>.024 | 2,80<br>.110  | 2,90<br>.114           | 5,20<br>.205           | 7                   | 1<br>.0394      | 286                               | 90                 | 65.000             |
| <b>7,1</b><br>.280  | <b>0,8</b><br>.032 | 3,00<br>.118  | 3,15<br>.124           | 5,50<br>.217           | 7                   | 1<br>.0394      | 289                               | 92                 | 61.000             |
| <b>8,5</b><br>.335  | <b>0,8</b><br>.032 | 3,30<br>.130  | 3,75<br>.148           | 6,30<br>.248           | 8                   | 1,191<br>.0469  | 432                               | 149                | 53.000             |
|                     |                    | 3,30<br>.130  | 3,75<br>.148           | 7,20<br>.283           | 8                   | 1,191<br>.0469  | 432                               | 149                | 53.000             |
| <b>8,1</b><br>.319  | <b>0,8</b><br>.032 | 3,60<br>.142  | 3,75<br>.148           | 6,40<br>.252           | 8                   | 1,191<br>.0469  | 432                               | 149                | 53.000             |
| <b>9,5</b><br>.375  | <b>0,9</b><br>.035 | 3,80<br>.149  | 3,95<br>.156           | 7,20<br>.283           | 7                   | 1,588<br>.0625  | 644                               | 215                | 51.000             |
| <b>11,5</b><br>.453 | <b>1</b><br>.039   | 4,40<br>.173  | 4,85<br>.191           | 8,60<br>.339           | 8                   | 1,588<br>.0625  | 725                               | 265                | 44.000             |
| <b>10,3</b><br>.406 | <b>1</b><br>.039   | 4,60<br>.181  | 4,70<br>.185           | 8,40<br>.331           | 7                   | 1,588<br>.0625  | 658                               | 226                | 45.000             |
| <b>11,5</b><br>.453 | <b>1</b><br>.039   | 4,60<br>.181  | 4,70<br>.185           | 9,40<br>.370           | 7                   | 1,588<br>.0625  | 658                               | 226                | 45.000             |
| <b>12,5</b><br>.492 | <b>1</b><br>.039   | 4,80<br>.189  | 5,45<br>.215           | 10,2<br>.402           | 8                   | 1,588<br>.0625  | 730                               | 271                | 41.000             |
| <b>13,5</b><br>.532 | <b>1</b><br>.039   | 5,40<br>.213  | 6,15<br>.242           | 10,6<br>.417           | 8                   | 1,588<br>.0625  | 734                               | 282                | 37.000             |
| <b>15</b><br>.591   | <b>1</b><br>.039   | 5,80<br>.228  | 6,25<br>.246           | 11,2<br>.441           | 7                   | 2,381<br>.0938  | 1.339                             | 488                | 37.000<br>28.000   |
| <b>18</b><br>.709   | <b>1</b><br>.039   | 6,40<br>.252  | 8,25<br>.325           | 13,60<br>.535          | 8                   | 2,5<br>.0984    | 1.646                             | 663                | 31.000             |
| <b>18</b><br>.709   | <b>1</b><br>.039   | 6,40<br>.252  | 8,25<br>.325           | 13,60<br>.535          | 6                   | 3,175<br>.1250  | 1.935                             | 677                | 26.000             |
| <b>12,5</b><br>.492 | <b>1</b><br>.039   | 5,80<br>.228  | 6,15<br>.242           | 10,7<br>.421           | 8                   | 1,588<br>.0625  | 734                               | 282                | 37.000             |
| <b>15</b><br>.591   | <b>1</b><br>.039   | 6,40<br>.252  | 7,10<br>.280           | 11,6<br>.457           | 10                  | 1,588<br>.0625  | 851                               | 366                | 34.000             |
| <b>16</b><br>.630   | <b>1</b><br>.039   | 6,40<br>.252  | 7,60<br>.299           | 12,60<br>.496          | 8                   | 1,984<br>.0781  | 1.096                             | 437                | 33.000             |
| <b>18</b><br>.709   | <b>1</b><br>.039   | 7,40<br>.291  | 8,25<br>.325           | 13,60<br>.535          | 8                   | 2,5<br>.0984    | 1.646                             | 663                | 31.000             |
|                     |                    | 7,40<br>.291  | 12,40<br>.488          | 13,60<br>.537          | 6                   | 3,175<br>.1250  | 1.935                             | 677                | 26.000             |
| <b>22</b><br>.866   | <b>1,5</b><br>.059 | 7,40<br>.291  | 9,75<br>.384           | 16,60<br>.654          | 8                   | 3,175<br>.1250  | 2.522                             | 1.057              | 28.000<br>22.000   |

(3) Not applicable to bearings with extended inner ring.

(4) Not applicable to flanged bearings.


(5) The number of balls may vary due to different types of retainer.

(6) See chapter "Limiting Speeds", pages 48, 49.

Subject to change due to technical improvements.

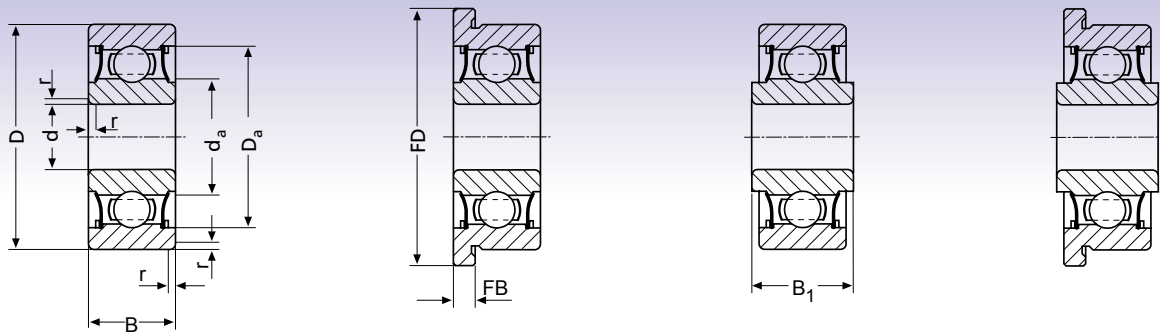


# Deep Groove Ball Bearings – metric with seal



| Dimensions         |                     | mm<br>inch        |                     |                           | Types                              |                                    |                      |                        | Basic Type<br>according<br>to DIN<br>(German<br>Standard) |
|--------------------|---------------------|-------------------|---------------------|---------------------------|------------------------------------|------------------------------------|----------------------|------------------------|---|
| d                  | D                   | B                 | B <sub>1</sub>      | r <sub>s</sub> min<br>(2) |                                    |                                    |                      |                        |   |
| <b>6</b><br>.2362  | <b>13</b><br>.5118  | <b>5</b><br>.1969 | <b>5,8</b><br>.2284 | <b>0,15</b><br>.006       | <b>686-2TS</b>                     | <b>F686-2TS</b>                    | E686-2TS             | FE686-2TS              | <b>628/6</b>  |
| <b>6</b><br>.2362  | <b>15</b><br>.5906  | <b>5</b><br>.1969 | <b>5,8</b><br>.2284 | <b>0,2</b><br>.008        | <b>696-2TS</b>                     | <b>F696-2TS</b>                    | E696-2TS             | FE696-2TS              | <b>619/6</b>  |
| <b>6</b><br>.2362  | <b>19</b><br>.7480  | <b>6</b><br>.2362 | <b>6,8</b><br>.2677 | <b>0,3</b><br>.012        | <b>626-2TS</b><br><b>626-2RS</b>   | <b>F626-2TS</b>                    | E626-2TS             | FE626-2TS              | <b>626</b>  |
| <b>7</b><br>.2756  | <b>14</b><br>.5512  | <b>5</b><br>.1969 | <b>5,8</b><br>.2284 | <b>0,15</b><br>.006       | <b>687-2TS</b>                     | <b>F687-2TS</b>                    | E687-2TS             | FE687-2TS              | <b>628/7</b>  |
| <b>7</b><br>.2756  | <b>17</b><br>.6693  | <b>5</b><br>.1969 | <b>5,8</b><br>.2284 | <b>0,3</b><br>.012        | <b>697-2TS</b>                     | <b>F697-2TS</b>                    | E697-2TS             | FE697-2TS              | <b>619/7</b>  |
| <b>7</b><br>.2756  | <b>19</b><br>.7480  | <b>6</b><br>.2362 | <b>6,8</b><br>.2677 | <b>0,3</b><br>.012        | <b>607-2TS</b><br><b>607-2RS</b>   | <b>F607-2TS</b>                    | E607-2TS             | FE607-2TS              | <b>607</b>  |
| <b>7</b><br>.2756  | <b>22</b><br>.8661  | <b>7</b><br>.2756 |                     | <b>0,3</b><br>.012        | <b>627-2TS</b><br><b>627-2RS</b>   | <b>F627-2TS</b><br><b>F627-2RS</b> | E627-2TS<br>E627-2RS | FE627-2TS<br>FE627-2RS | <b>627</b>  |
| <b>8</b><br>.3150  | <b>16</b><br>.6229  | <b>5</b><br>.1969 |                     | <b>0,2</b><br>.008        | <b>688/003-2TS</b>                 |                                    |                      |                        |   |
| <b>8</b><br>.3150  | <b>16</b><br>.6299  | <b>6</b><br>.2362 | <b>6,8</b><br>.2677 | <b>0,2</b><br>.008        | <b>688-2TS</b>                     | <b>F688-2TS</b>                    | E688-2TS             | FE688-2TS              | <b>638/8</b>  |
| <b>8</b><br>.3150  | <b>19</b><br>.7480  | <b>6</b><br>.2362 | <b>6,8</b><br>.2677 | <b>0,3</b><br>.012        | <b>698-2TS</b>                     | <b>F698-2TS</b>                    | E698-2TS             | FE698-2TS              | <b>619/8</b>  |
| <b>8</b><br>.3150  | <b>22</b><br>.8661  | <b>7</b><br>.2756 |                     | <b>0,3</b><br>.012        | <b>608-2TS</b><br><b>608-2RS</b>   | <b>F608-2TS</b><br><b>F608-2RS</b> | E608-2TS<br>E608-2RS | FE608-2TS<br>FE608-2RS | <b>608</b>  |
| <b>9</b><br>.3543  | <b>17</b><br>.6693  | <b>6</b><br>.2362 | <b>6,8</b><br>.2677 | <b>0,2</b><br>.008        | <b>689-2TS</b>                     | <b>F689-2TS</b>                    | E689-2TS             | FE689-2TS              | <b>638/9</b>  |
| <b>9</b><br>.3543  | <b>20</b><br>.7874  | <b>6</b><br>.3262 |                     | <b>0,3</b><br>.012        | <b>699-2TS</b>                     |                                    |                      |                        | <b>619/9</b>  |
| <b>9</b><br>.3543  | <b>24</b><br>.9449  | <b>7</b><br>.2756 |                     | <b>0,3</b><br>.012        | <b>609-2TS</b><br><b>609-2RS</b>   |                                    |                      |                        | <b>609</b>  |
| <b>9</b><br>.3543  | <b>24</b><br>.9449  | <b>7</b><br>.2756 |                     | <b>0,3</b><br>.012        | <b>609D-2RS</b>                    |                                    |                      |                        | <b>609</b>  |
| <b>9</b><br>.3543  | <b>26</b><br>1.0236 | <b>8</b><br>.3150 |                     | <b>0,3</b><br>.012        | <b>629-2TS</b><br><b>629-2RS</b>   |                                    |                      |                        | <b>629</b>  |
| <b>10</b><br>.3937 | <b>19</b><br>7480   | <b>7</b><br>.2756 | <b>7,8</b><br>.3071 | <b>0,3</b><br>.012        | <b>6800-2TS</b>                    | <b>F6800-2TS</b>                   | E6800-2TS            | FE6800-2TS             | <b>63800</b>  |
| <b>10</b><br>.3937 | <b>22</b><br>.8661  | <b>6</b><br>.2362 |                     | <b>0,3</b><br>.012        | <b>6900-2TS</b>                    |                                    |                      |                        | <b>61900</b>  |
| <b>10</b><br>.3937 | <b>26</b><br>1.0236 | <b>8</b><br>.3150 |                     | <b>0,3</b><br>.012        | <b>6000-2TS</b><br><b>6000-2RS</b> |                                    |                      |                        | <b>6000</b>   |
| <b>10</b><br>.3937 | <b>30</b><br>1.181  | <b>9</b><br>.3543 |                     | <b>0,6</b><br>.024        | <b>6200-2RS</b>                    |                                    |                      |                        | <b>6200</b>   |
| <b>10</b><br>.3937 | <b>30</b><br>1.181  | <b>9</b><br>.3543 |                     | <b>0,6</b><br>.024        | <b>6200D-2RS</b>                   |                                    |                      |                        | <b>6200</b>   |





| Flange Dimensions |                    | Shaft & Housing Shoulders Diameters according to DIN 5418 |                        |                        | Number of Balls (5) | Ball Dia.       | Load Ratings according to DIN ISO |                    | Limiting Speed (6) |
|-------------------|--------------------|---|------------------------|------------------------|---------------------|-----------------|-----------------------------------|--------------------|--------------------|
| FD                | FB                 | d <sub>a</sub> min  | d <sub>a</sub> max (3) | D <sub>a</sub> max (4) |                     |                 | Z                                 | C <sub>r</sub> [N] |                    |
| <b>15</b><br>.591 | <b>1,1</b><br>.043 | 6,80<br>.268  | 7,60<br>.299           | 12,20<br>.480          | 8                   | 1,984<br>.0781  | 1.096                             | 437                | 33.000             |
| <b>17</b><br>.669 | <b>1,2</b><br>.047 | 7,40<br>.291  | 8,40<br>.331           | 13,60<br>.535          | 9                   | 1,984<br>.0781  | 1.186                             | 505                | 31.000             |
| <b>22</b><br>.866 | <b>1,5</b><br>.059 | 8,40<br>.331  | 9,75<br>.384           | 16,60<br>.654          | 8                   | 3,175<br>.1250  | 2.522                             | 1.057              | 28.000<br>22.000   |
| <b>16</b><br>.630 | <b>1,1</b><br>.043 | 7,80<br>.307  | 8,40<br>.331           | 13,20<br>.520          | 9                   | 1,984<br>.0781  | 1.186                             | 505                | 31.000             |
| <b>19</b><br>.748 | <b>1,2</b><br>.047 | 9,00<br>.354  | 9,55<br>.376           | 15,00<br>.591          | 9                   | 2,5<br>.0984    | 1.795                             | 776                | 28.000             |
| <b>22</b><br>.866 | <b>1,5</b><br>.059 | 9,00<br>.354  | 9,75<br>.384           | 17,00<br>.669          | 8                   | 3,175<br>.1250  | 2.522                             | 1.057              | 28.000<br>22.000   |
| <b>25</b><br>.984 | <b>1,5</b><br>.059 | 9,40<br>.370  | 10,55<br>.415          | 19,60<br>.772          | 7                   | 3,969<br>.15625 | 3.369                             | 1.363              | 27.000<br>21.000   |
|                   |                    | 9,40<br>.370  | 9,55<br>.376           | 14,60<br>.575          | 9                   | 2,5<br>.0984    | 1.795                             | 776                | 28.000             |
| <b>18</b><br>.709 | <b>1,3</b><br>.051 | 9,40<br>.370  | 9,55<br>.376           | 14,60<br>.575          | 9                   | 2,5<br>.0984    | 1.795                             | 776                | 28.000             |
| <b>22</b><br>.866 | <b>1,5</b><br>.059 | 10,00<br>.394   | 10,55<br>.415          | 17,00<br>.669          | 9                   | 2,5<br>.0984    | 1.798                             | 797                | 27.000             |
| <b>25</b><br>.984 | <b>1,5</b><br>.059 | 10,00<br>.394   | 10,55<br>.415          | 20,00<br>.787          | 7                   | 3,969<br>.15625 | 3.369                             | 1.363              | 27.000<br>21.000   |
| <b>19</b><br>.748 | <b>1,3</b><br>.051 | 10,40<br>.409   | 10,55<br>.415          | 15,60<br>.614          | 9                   | 2,5<br>.0984    | 1.798                             | 797                | 27.000             |
|                   |                    | 11,00<br>.433   | 11,95<br>.470          | 18,00<br>.709          | 10                  | 2,5<br>.0984    | 1.922                             | 915                | 25.000             |
|                   |                    | 11,00<br>.433   | 12,40<br>.488          | 22,00<br>.866          | 7                   | 3,969<br>.15625 | 3.435                             | 1.430              | 25.000<br>20.000   |
|                   |                    | 11,00<br>.433   | 18,50<br>.744          | 22,00<br>.866          | 8                   | 3,969<br>.15625 | 3.758                             | 1.632              | 20.000             |
|                   |                    | 11,40<br>.449   | 13,45<br>.529          | 23,60<br>.929          | 7                   | 4,763<br>.1875  | 4.698                             | 1.982              | 24.000<br>19.000   |
| <b>21</b><br>.827 | <b>1,5</b><br>.059 | 11,90<br>.4685  | 11,95<br>.470          | 17,00<br>.669          | 10                  | 2,5<br>.0984    | 1.922                             | 915                | 25.000             |
|                   |                    | 12,00<br>.472   | 12,35<br>.486          | 20,00<br>.787          | 8                   | 3,175<br>.1250  | 2.555                             | 1.129              | 24.000             |
|                   |                    | 12,40<br>.488   | 13,45<br>.530          | 23,60<br>.929          | 7                   | 4,763<br>.1875  | 4.698                             | 1.982              | 24.000<br>19.000   |
|                   |                    | 14,20<br>.559   | 16,00<br>.623          | 25,80<br>1.016         | 7                   | 5,556<br>.2188  | 6.100                             | 2.600              | 18.000             |
|                   |                    | 14,20<br>.559   | 16,00<br>.623          | 25,80<br>1.016         | 8                   | 4,762<br>.1875  | 5.636                             | 2.374              | 18.000             |

(3) Not applicable to bearings with extended inner ring.

(4) Not applicable to flanged bearings.

(5) The number of balls may vary due to different types of retainer.

(6) See chapter "Limiting Speeds", pages 48, 49.

Subject to change due to technical improvements.



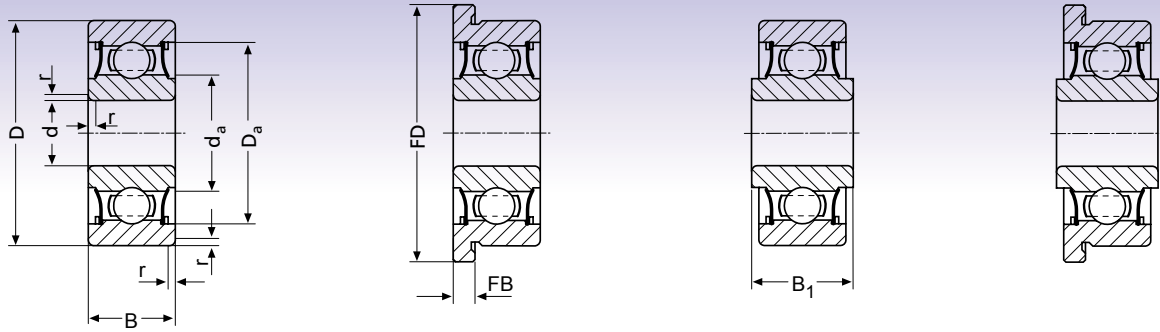
# Deep Groove Ball Bearings – metric with seal



| Dimensions         |                     | mm<br>inch         |                |                           | Types           |  |  |  | Basic Type<br>according<br>to DIN<br>(German<br>Standard) |
|--------------------|---------------------|--------------------|----------------|---------------------------|-----------------|--|--|--|---|
| d                  | D                   | B                  | B <sub>1</sub> | r <sub>s min</sub><br>(2) |                 |  |  |  |   |
| <b>12</b><br>.4724 | <b>21</b><br>.8267  | <b>5</b><br>.1969  |                | <b>0,3</b><br>.012        | <b>6801-2RS</b> |  |  |  | <b>61801</b>  |
| <b>12</b><br>.4724 | <b>24</b><br>.9449  | <b>6</b><br>.2362  |                | <b>0,3</b><br>.012        | <b>6901-2RS</b> |  |  |  | <b>61901</b>  |
| <b>12</b><br>.4724 | <b>28</b><br>1.1024 | <b>8</b><br>.3150  |                | <b>0,3</b><br>.012        | <b>6001-2RS</b> |  |  |  | <b>6001</b>   |
| <b>12</b><br>.4724 | <b>32</b><br>1.2598 | <b>10</b><br>.3937 |                | <b>0,6</b><br>.024        | <b>6201-2RS</b> |  |  |  | <b>6201</b>   |
| <b>15</b><br>.5906 | <b>24</b><br>.9449  | <b>5</b><br>.1969  |                | <b>0,3</b><br>.012        | <b>6802-2RS</b> |  |  |  | <b>61802</b>  |
| <b>15</b><br>.5906 | <b>28</b><br>1.1024 | <b>7</b><br>.2756  |                | <b>0,3</b><br>.012        | <b>6902-2RS</b> |  |  |  | <b>61902</b>  |
| <b>15</b><br>.5906 | <b>32</b><br>1.2598 | <b>9</b><br>.3543  |                | <b>0,3</b><br>.012        | <b>6002-2RS</b> |  |  |  | <b>6002</b>   |
| <b>15</b><br>.5906 | <b>35</b><br>1.3780 | <b>11</b><br>.4331 |                | <b>0,6</b><br>.024        | <b>6202-2RS</b> |  |  |  | <b>6202</b>   |
| <b>17</b><br>.6693 | <b>26</b><br>1.0236 | <b>5</b><br>.1969  |                | <b>0,3</b><br>.012        | <b>6803-2RS</b> |  |  |  | <b>61803</b>  |
| <b>17</b><br>.6693 | <b>30</b><br>1.1811 | <b>7</b><br>.2756  |                | <b>0,3</b><br>.012        | <b>6903-2RS</b> |  |  |  | <b>61903</b>  |
| <b>17</b><br>.6693 | <b>35</b><br>1.3780 | <b>10</b><br>.3937 |                | <b>0,3</b><br>.012        | <b>6003-2RS</b> |  |  |  | <b>6003</b>   |
| <b>17</b><br>.6693 | <b>40</b><br>1.5748 | <b>12</b><br>.4724 |                | <b>0,6</b><br>.024        | <b>6203-2RS</b> |  |  |  | <b>6203</b>   |
|                    |                     |                    |                |                           |                 |  |  |  |   |
|                    |                     |                    |                |                           |                 |  |  |  |   |
|                    |                     |                    |                |                           |                 |  |  |  |   |
|                    |                     |                    |                |                           |                 |  |  |  |   |
|                    |                     |                    |                |                           |                 |  |  |  |   |
|                    |                     |                    |                |                           |                 |  |  |  |   |
|                    |                     |                    |                |                           |                 |  |  |  |   |
|                    |                     |                    |                |                           |                 |  |  |  |   |
|                    |                     |                    |                |                           |                 |  |  |  |   |
|                    |                     |                    |                |                           |                 |  |  |  |   |
|                    |                     |                    |                |                           |                 |  |  |  |   |
|                    |                     |                    |                |                           |                 |  |  |  |   |

(2) r<sub>s min</sub> = minimum single bearing chamfer or maximum shaft or housing fillet radius.

Types indicated in darker print are readily available. Other types can only be supplied upon special request.



| Flange Dimensions |    | Shaft & Housing Shoulders Diameters according to DIN 5418 |               |                | Number of Balls (5) | Ball Dia.       | Load Ratings according to DIN ISO |                | Limiting Speed (6) |
|-------------------|----|---|---------------|----------------|---------------------|-----------------|-----------------------------------|----------------|--------------------|
| FD                | FB | da min  | da max (3)    | Da max (4)     |                     |                 | Z                                 | D <sub>w</sub> |                    |
|                   |    | 14,00<br>.551   | 14,50<br>.571 | 19,00<br>.748  | 12                  | 2,381<br>.09375 | 1.930                             | 900            | 19.000             |
|                   |    | 14,00<br>.559   | 15,30<br>.602 | 22,00<br>.866  | 10                  | 3,175<br>.1250  | 2.971                             | 1.452          | 19.000             |
|                   |    | 14,00<br>.559   | 16,10<br>.634 | 26,00<br>1.024 | 9                   | 3,969<br>.15625 | 5.237                             | 2.359          | 18.000             |
|                   |    | 16,22<br>.639   | 17,70<br>.697 | 27,80<br>1.095 | 7                   | 6<br>.2362      | 7.073                             | 3.100          | 18.000             |
|                   |    | 17,00<br>.669   | 17,50<br>.689 | 22,00<br>.866  | 14                  | 2,381<br>.09375 | 2.080                             | 1.100          | 18.000             |
|                   |    | 17,00<br>.669   | 18,00<br>.708 | 26,00<br>1.024 | 11                  | 3,175<br>.1250  | 4.445                             | 2.268          | 18.000             |
|                   |    | 17,00<br>.669   | 19,60<br>.772 | 30,00<br>1.181 | 9                   | 4,762<br>.1865  | 5.676                             | 2.819          | 17.000             |
|                   |    | 19,20<br>.756   | 20,50<br>.807 | 30,80<br>.819  | 8                   | 6<br>.2362      | 7.939                             | 3.744          | 17.000             |
|                   |    | 19,00<br>.748   | 19,50<br>.768 | 24,00<br>.945  | 16                  | 2,381<br>.09375 | 2.240                             | 1.270          | 17.000             |
|                   |    | 19,00<br>.748   | 19,90<br>.783 | 28,00<br>1.102 | 11                  | 3,175<br>.1250  | 4.723                             | 2.547          | 17.000             |
|                   |    | 19,00<br>.748   | 22,10<br>.870 | 30,00<br>1.299 | 10                  | 4,762<br>.1875  | 6.172                             | 3.267          | 17.000             |
|                   |    | 21,20<br>.835   | 23,50<br>.925 | 35,80<br>1.409 | 8                   | 6,747<br>.2656  | 9.811                             | 4.734          | 16.000             |
|                   |    |   |               |                |                     |                 |                                   |                |                    |
|                   |    |   |               |                |                     |                 |                                   |                |                    |
|                   |    |   |               |                |                     |                 |                                   |                |                    |
|                   |    |   |               |                |                     |                 |                                   |                |                    |
|                   |    |   |               |                |                     |                 |                                   |                |                    |
|                   |    |   |               |                |                     |                 |                                   |                |                    |
|                   |    |   |               |                |                     |                 |                                   |                |                    |
|                   |    |   |               |                |                     |                 |                                   |                |                    |
|                   |    |   |               |                |                     |                 |                                   |                |                    |
|                   |    |   |               |                |                     |                 |                                   |                |                    |
|                   |    |   |               |                |                     |                 |                                   |                |                    |
|                   |    |   |               |                |                     |                 |                                   |                |                    |

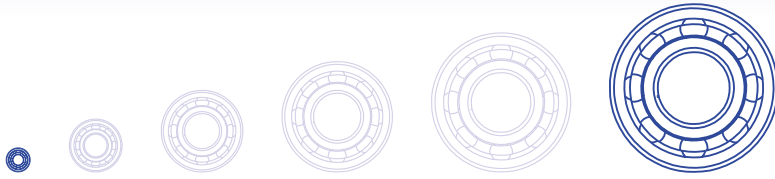
(3) Not applicable to bearings with extended inner ring.  
(4) Not applicable to flanged bearings.  
(5) The number of balls may vary due to different types of retainer.


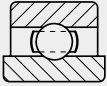
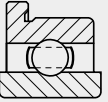
(6) See chapter "Limiting Speeds", pages 48, 49.

Subject to change due to technical improvements.



# Deep Groove Ball Bearings – inch unshielded (1)

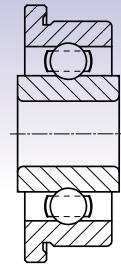
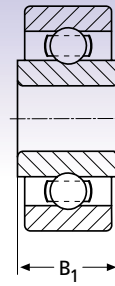
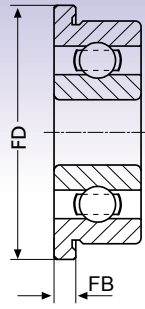
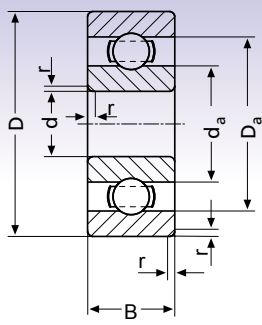


| Dimensions            |                        | mm<br>inch            |                       |                           | Types   |   |   |   | Basic Type<br>USA |
|-----------------------|------------------------|-----------------------|-----------------------|---------------------------|---|---|---|---|-------------------|
| d                     | D                      | B                     | B <sub>1</sub>        | r <sub>s</sub> min<br>(2) |  |  |  |  |                   |
| 1,016<br><b>.0400</b> | 3,175<br><b>.1250</b>  | 1,191<br><b>.0469</b> |                       | 0,08<br><b>.003</b>       | <b>1016</b>   |   |   |   | <b>R09</b>        |
| 1,191<br><b>.0469</b> | 3,967<br><b>.1562</b>  | 1,588<br><b>.0625</b> | 2,38<br><b>.0937</b>  | 0,08<br><b>.003</b>       | <b>1191</b>   | <b>F1191</b>  | <b>E1191</b>  | <b>FE1191</b>   | <b>R0</b>         |
| 1,397<br><b>.0550</b> | 4,763<br><b>.1875</b>  | 1,984<br><b>.0781</b> | 2,779<br><b>.1094</b> | 0,08<br><b>.003</b>       | <b>1397</b>   | <b>F1397</b>  | E1397   | FE1397  | <b>R1</b>         |
| 1,984<br><b>.0781</b> | 6,35<br><b>.2500</b>   | 2,38<br><b>.0937</b>  | 3,175<br><b>.1250</b> | 0,08<br><b>.003</b>       | <b>5/64</b>   | <b>F5/64</b>  | <b>E5/64</b>  | <b>FE5/64</b>   | <b>R1-4</b>       |
| 2,38<br><b>.0937</b>  | 4,763<br><b>.1875</b>  | 1,588<br><b>.0625</b> | 2,38<br><b>.0937</b>  | 0,08<br><b>.003</b>       | <b>2380</b>   | <b>F2380</b>  | <b>E2380</b>  | <b>FE2380</b>   | <b>R133</b>       |
| 2,38<br><b>.0937</b>  | 7,938<br><b>.3125</b>  | 2,779<br><b>.1094</b> | 3,571<br><b>.1406</b> | 0,13<br><b>.005</b>       | <b>3/32</b>   | <b>F3/32</b>  | <b>E3/32</b>  | <b>FE3/32</b>   | <b>R1-5</b>       |
| 3,175<br><b>.1250</b> | 6,35<br><b>.2500</b>   | 2,38<br><b>.0937</b>  | 3,175<br><b>.1250</b> | 0,08<br><b>.003</b>       | <b>3175</b>   | <b>F3175</b>  | <b>E3175</b>  | <b>FE3175</b>   | <b>R144</b>       |
| 3,175<br><b>.1250</b> | 7,938<br><b>.3125</b>  | 2,779<br><b>.1094</b> | 3,571<br><b>.1406</b> | 0,08<br><b>.003</b>       | <b>1/8A</b>   | <b>F1/8A</b>  | <b>E1/8A</b>  | <b>FE1/8A</b>   | <b>R2-5</b>       |
| 3,175<br><b>.1250</b> | 9,525<br><b>.3750</b>  | 3,967<br><b>.1562</b> | 4,763<br><b>.1875</b> | 0,3<br><b>.012</b>        | <b>1/8B</b>   | <b>F1/8B</b>  | <b>E1/8B</b>  | <b>FE1/8B</b>   | <b>R2</b>         |
| 3,175<br><b>.1250</b> | 12,7<br><b>.5000</b>   | 4,366<br><b>.1719</b> |                       | 0,3<br><b>.012</b>        | <b>1/8B/083</b>   |   |   |   | <b>R2A</b>        |
| 3,967<br><b>.1562</b> | 7,938<br><b>.3125</b>  | 2,779<br><b>.1094</b> | 3,571<br><b>.1406</b> | 0,08<br><b>.003</b>       | <b>3967</b>   | <b>F3967</b>  | <b>E3967</b>  | <b>FE3967</b>   | <b>R155</b>       |
| 3,967<br><b>.1562</b> | 9,525<br><b>.3750</b>  | 2,779<br><b>.1094</b> | 3,571<br><b>.1406</b> | 0,08<br><b>.003</b>       | <b>3967/8</b>   |   | <b>E3967/8</b>  |   |                   |
| 4,763<br><b>.1875</b> | 7,938<br><b>.3125</b>  | 2,779<br><b>.1094</b> | 3,571<br><b>.1406</b> | 0,08<br><b>.003</b>       | <b>4763A</b>  | <b>F4763A</b>   | <b>E4763A</b>   | <b>FE4763A</b>  | <b>R156</b>       |
| 4,763<br><b>.1875</b> | 9,525<br><b>.3750</b>  | 3,175<br><b>.1250</b> | 3,967<br><b>.1562</b> | 0,08<br><b>.003</b>       | <b>4763B</b>  | <b>F4763B</b>   | <b>E4763B</b>   | <b>FE4763B</b>  | <b>R166</b>       |
| 4,763<br><b>.1875</b> | 12,7<br><b>.5000</b>   | 2,779<br><b>.1094</b> | 3,571<br><b>.1406</b> | 0,08<br><b>.003</b>       | <b>4763A/8</b>  |   | <b>E4763A/8</b>   |   |                   |
| 4,763<br><b>.1875</b> | 12,7<br><b>.5000</b>   | 3,967<br><b>.1562</b> |                       | 0,3<br><b>.012</b>        | <b>3/16</b>   |   |   |   | <b>R3</b>         |
| 6,35<br><b>.2500</b>  | 9,525<br><b>.3750</b>  | 3,175<br><b>.1250</b> | 3,967<br><b>.1562</b> | 0,08<br><b>.003</b>       | <b>6350A</b>  | <b>F6350A</b>   | <b>E6350A</b>   | <b>FE6350A</b>  | <b>R168</b>       |
| 6,35<br><b>.2500</b>  | 12,7<br><b>.5000</b>   | 3,175<br><b>.1250</b> | 3,967<br><b>.1562</b> | 0,13<br><b>.005</b>       | <b>6350B</b>  | <b>F6350B</b>   | <b>E6350B</b>   | <b>FE6350B</b>  | <b>R188</b>       |
| 6,35<br><b>.2500</b>  | 15,875<br><b>.6250</b> | 4,978<br><b>.1960</b> | 5,771<br><b>.2272</b> | 0,3<br><b>.012</b>        | <b>1/4A</b>   | <b>F1/4A</b>  | <b>E1/4A</b>  | <b>FE1/4A</b>   | <b>R4</b>         |
| 6,35<br><b>.2500</b>  | 19,05<br><b>.7500</b>  | 5,558<br><b>.2188</b> |                       | 0,4<br><b>.016</b>        | <b>1/4</b>  |   |   |   | <b>R4A</b>        |
| 7,938<br><b>.3125</b> | 12,7<br><b>.5000</b>   | 3,967<br><b>.1562</b> | 4,763<br><b>.1875</b> | 0,13<br><b>.005</b>       | <b>7938</b>   | <b>F7938</b>  | <b>E7938</b>  | <b>FE7938</b>   | <b>R1810</b>      |
| 9,525<br><b>.3750</b> | 22,225<br><b>.8750</b> | 5,558<br><b>.2188</b> |                       | 0,04<br><b>.016</b>       | <b>3/8</b>  |   |   |   | <b>R6</b>         |

(1) Ball bearings without closure may be supplied with recesses. Please indicate clearly on your order if you require bearings without recesses.

(2) r<sub>s</sub> min = minimum single bearing chamfer or maximum shaft or housing fillet radius.

Types indicated in darker print are readily available. Other types can only be supplied upon special request.



| Flange Dimensions |               | Shaft & Housing Shoulders Diameters according to ANSI/AFBMA Std. 12.2 |                        |                        | Number of Balls (5) | Ball Dia.       | Load Ratings according to DIN ISO |                | Limiting Speed (6) |
|-------------------|---------------|---|------------------------|------------------------|---------------------|-----------------|-----------------------------------|----------------|--------------------|
| FD                | FB            | Shaft Dia.  |                        | Housing Dia.           |                     |                 | Z                                 | D <sub>w</sub> |                    |
|                   |               | d <sub>a</sub> min  | d <sub>a</sub> max (3) | D <sub>a</sub> max (4) |                     |                 |                                   |                |                    |
|                   |               | 1,50<br>.060  | 2,40<br>.094           | 2,65<br>.105           | 5                   | 0,635<br>.025   | 51                                | 11             | 148.000            |
| 5,156<br>.203     | 0,33<br>.013  | 1,80<br>.071  | 3,10<br>.122           | 3,35<br>.132           | 6                   | 0,794<br>.03125 | 163                               | 44             | 129.000            |
| 5,944<br>.234     | 0,584<br>.023 | 2,00<br>.079  | 3,60<br>.142           | 4,15<br>.164           | 6                   | 1<br>.0394      | 239                               | 67             | 114.000            |
| 7,518<br>.296     | 0,584<br>.023 | 2,60<br>.102  | 4,50<br>.177           | 5,75<br>.226           | 7                   | 1<br>.0394      | 286                               | 90             | 95.000             |
| 5,944<br>.234     | 0,457<br>.018 | 2,90<br>.114  | 3,90<br>.154           | 4,25<br>.168           | 7                   | 0,794<br>.03125 | 192                               | 59             | 94.000             |
| 9,119<br>.359     | 0,584<br>.023 | 3,10<br>.122  | 6,60<br>.260           | 7,25<br>.284           | 7                   | 1,588<br>.0625  | 644                               | 215            | 62.000             |
| 7,518<br>.296     | 0,584<br>.023 | 3,75<br>.148  | 5,30<br>.209           | 5,75<br>.226           | 7                   | 1<br>.0394      | 292                               | 97             | 80.000             |
| 9,119<br>.359     | 0,584<br>.023 | 3,90<br>.153  | 6,60<br>.260           | 7,20<br>.284           | 7                   | 1,588<br>.0625  | 644                               | 215            | 65.000             |
| 11,176<br>.440    | 0,762<br>.030 | 4,55<br>.179  | 7,30<br>.287           | 8,25<br>.325           | 8                   | 1,588<br>.0625  | 720                               | 260            | 61.000             |
|                   |               | 4,55<br>.179  | 7,30<br>.287           | 11,35<br>.446          | 8                   | 1,588<br>.0625  | 720                               | 260            | 74.000             |
| 9,119<br>.359     | 0,584<br>.023 | 4,55<br>.179  | 6,90<br>.272           | 7,30<br>.288           | 11                  | 1<br>.0394      | 391                               | 165            | 62.000             |
|                   |               | 4,55<br>.179  | 6,90<br>.272           | 8,80<br>.347           | 11                  | 1<br>.0394      | 391                               | 165            | 69.000             |
| 9,119<br>.359     | 0,584<br>.023 | 5,35<br>.210  | 6,90<br>.272           | 7,30<br>.288           | 11                  | 1<br>.0394      | 391                               | 165            | 65.000             |
| 10,719<br>.422    | 0,584<br>.023 | 5,50<br>.216  | 8,10<br>.319           | 8,80<br>.347           | 8                   | 1,588<br>.0625  | 730                               | 271            | 56.000             |
|                   |               | 5,35<br>.210  | 6,90<br>.272           | 8,80<br>.347           | 11                  | 1<br>.0394      | 391                               | 165            | 70.000             |
|                   |               | 6,20<br>.244  | 9,90<br>.390           | 11,35<br>.446          | 7                   | 2,381<br>.0938  | 1.339                             | 488            | 50.000             |
| 10,719<br>.422    | 0,584<br>.023 | 6,90<br>.272  | 8,50<br>.335           | 8,95<br>.352           | 11                  | 1<br>.0394      | 391                               | 165            | 54.000             |
| 13,894<br>.547    | 0,584<br>.023 | 7,20<br>.284  | 10,90<br>.429          | 11,85<br>.466          | 8                   | 1,984<br>.0781  | 730                               | 271            | 38.000             |
| 17,526<br>.690    | 1,067<br>.042 | 7,85<br>.310  | 12,50<br>.492          | 14,35<br>.565          | 8                   | 2,50<br>.0984   | 1.651                             | 670            | 43.000             |
|                   |               | 8,20<br>.322  | 14,90<br>.587          | 17,20<br>.678          | 8                   | 3,175<br>.1250  | 2.522                             | 1.057          | 35.000             |
| 13,894<br>.547    | 0,787<br>.031 | 8,80<br>.347  | 10,90<br>.429          | 11,85<br>.466          | 12                  | 1,191<br>.0469  | 539                               | 279            | 45.000             |
|                   |               | 11,45<br>.451   | 17,50<br>.689          | 20,30<br>.799          | 8                   | 3,175<br>.1250  | 2.555                             | 1.129          | 30.000             |

(3) Not applicable to bearings with extended inner ring.

(4) Not applicable to flanged bearings.

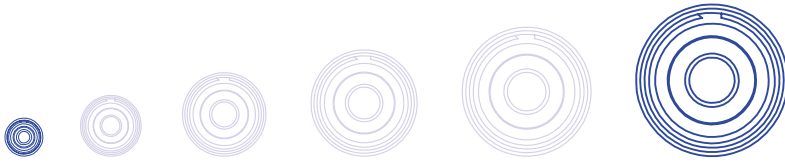
(5) The number of balls may vary due to different types of retainer.





(6) See chapter "Limiting Speeds", pages 48, 49.

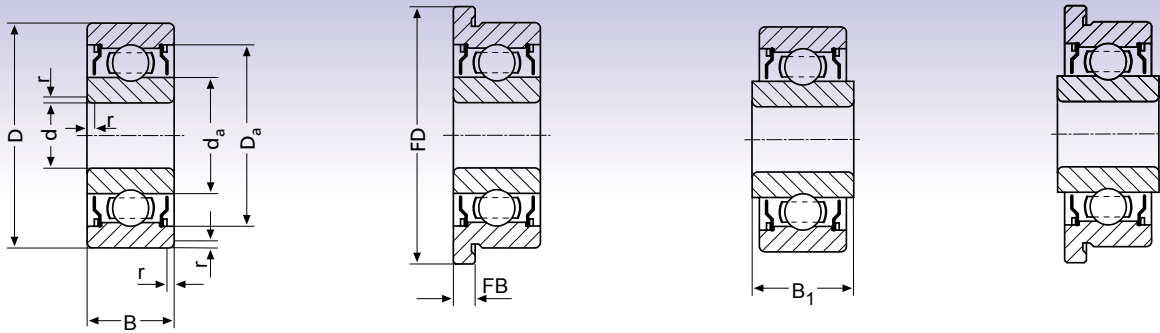
Subject to change due to technical improvements.



# Deep Groove Ball Bearings – inch with non-contact shield



| Dimensions            |                        | mm<br>inch            |                       |                           | Types   |   |   |   | Basic Type<br>USA |
|-----------------------|------------------------|-----------------------|-----------------------|---------------------------|---|---|---|---|-------------------|
| d                     | D                      | B                     | B <sub>1</sub>        | r <sub>s</sub> min<br>(2) |  |  |  |  |                   |
| 1,191<br><b>.0469</b> | 3,967<br><b>.1562</b>  | 2,38<br><b>.0937</b>  | 3,175<br><b>.1250</b> | 0,08<br><b>.003</b>       | <b>1191-2Z</b>  | F1191-2Z  | E1191-2Z  | FE1191-2Z   | <b>R0</b>         |
| 1,397<br><b>.0550</b> | 4,763<br><b>.1875</b>  | 2,779<br><b>.1094</b> | 3,571<br><b>.1406</b> | 0,08<br><b>.003</b>       | <b>1397-2Z</b>  | <b>F1397-2Z</b>   | E1397-2Z  | FE1397-2Z   | <b>R1</b>         |
| 1,984<br><b>.0781</b> | 6,35<br><b>.2500</b>   | 3,571<br><b>.1406</b> | 4,366<br><b>.1719</b> | 0,08<br><b>.003</b>       | <b>5/64-2Z</b>  | <b>F5/64-2Z</b>   | <b>E5/64-2Z</b>   | <b>FE5/64-2Z</b>  | <b>R1-4</b>       |
| 2,38<br><b>.0937</b>  | 4,763<br><b>.1875</b>  | 2,38<br><b>.0937</b>  | 3,175<br><b>.1250</b> | 0,08<br><b>.003</b>       | <b>2380-2Z</b>  | <b>F2380-2Z</b>   | <b>E2380-2Z</b>   | <b>FE2380-2Z</b>  | <b>R133</b>       |
| 2,38<br><b>.0937</b>  | 7,938<br><b>.3125</b>  | 3,571<br><b>.1406</b> | 4,366<br><b>.1719</b> | 0,13<br><b>.005</b>       | <b>3/32-2Z</b>  | <b>F3/32-2Z</b>   | <b>E3/32-2Z</b>   | <b>FE3/32-2Z</b>  | <b>R1-5</b>       |
| 3,175<br><b>.1250</b> | 6,35<br><b>.2500</b>   | 2,38<br><b>.0937</b>  | 3,175<br><b>.1250</b> | 0,08<br><b>.003</b>       | <b>3175/002-2Z</b>  |   | <b>E3175/002-2Z</b>   |   | <b>R144A</b>      |
| 3,175<br><b>.1250</b> | 6,35<br><b>.2500</b>   | 2,779<br><b>.1094</b> | 3,571<br><b>.1406</b> | 0,08<br><b>.003</b>       | <b>3175-2Z</b>  | <b>F3175-2Z</b>   | <b>E3175-2Z</b>   | <b>FE3175-2Z</b>  | <b>R144</b>       |
| 3,175<br><b>.1250</b> | 7,938<br><b>.3125</b>  | 3,571<br><b>.1406</b> | 4,366<br><b>.1719</b> | 0,08<br><b>.003</b>       | <b>1/8A-2Z</b>  | <b>F1/8A-2Z</b>   | <b>E1/8A-2Z</b>   | <b>FE1/8A-2Z</b>  | <b>R2-5</b>       |
| 3,175<br><b>.1250</b> | 9,525<br><b>.3750</b>  | 3,571<br><b>.1406</b> | 4,366<br><b>.1719</b> | 0,08<br><b>.003</b>       | <b>1/8A/6-2Z</b>  | <b>F1/8A/6-2Z</b>   | <b>E1/8A/6-2Z</b>   | <b>FE1/8A/6-2Z</b>  | <b>R2-6</b>       |
| 3,175<br><b>.1250</b> | 9,525<br><b>.3750</b>  | 3,967<br><b>.1562</b> | 4,763<br><b>.1875</b> | 0,3<br><b>.012</b>        | <b>1/8B-2Z</b>  | <b>F1/8B-2Z</b>   | <b>E1/8B-2Z</b>   | <b>FE1/8B-2Z</b>  | <b>R2</b>         |
| 3,175<br><b>.1250</b> | 12,7<br><b>.5000</b>   | 4,366<br><b>.1719</b> |                       | 0,3<br><b>.012</b>        | <b>1/8B/083-2Z</b>  |   |   |   | <b>R2A</b>        |
| 3,967<br><b>.1562</b> | 7,938<br><b>.3125</b>  | 2,779<br><b>.1094</b> | 3,571<br><b>.1406</b> | 0,08<br><b>.003</b>       | <b>3967/002-2Z</b>  |   | <b>E3967/002-2Z</b>   |   |                   |
| 3,967<br><b>.1562</b> | 7,938<br><b>.3125</b>  | 3,175<br><b>.1250</b> | 3,967<br><b>.1562</b> | 0,08<br><b>.003</b>       | <b>3967-2Z</b>  | <b>F3967-2Z</b>   | <b>E3967-2Z</b>   | <b>FE3967-2Z</b>  | <b>R155</b>       |
| 3,967<br><b>.1562</b> | 9,525<br><b>.3125</b>  | 2,779<br><b>.1094</b> | 3,571<br><b>.1406</b> | 0,08<br><b>.003</b>       | <b>3967/082-2Z</b>  |   | <b>E3967/082-2Z</b>   |   |                   |
| 4,763<br><b>.1875</b> | 7,938<br><b>.3125</b>  | 2,779<br><b>.1094</b> | 3,571<br><b>.1406</b> | 0,08<br><b>.003</b>       | <b>4763A/002-2Z</b>   |   | <b>E4763A/002-2Z</b>  |   |                   |
| 4,763<br><b>.1875</b> | 7,938<br><b>.3125</b>  | 3,175<br><b>.1250</b> | 3,967<br><b>.1562</b> | 0,08<br><b>.003</b>       | <b>4763A-2Z</b>   | <b>F4763A-2Z</b>  | <b>E4763A-2Z</b>  | <b>FE4763A-2Z</b>   | <b>R156</b>       |
| 4,763<br><b>.1875</b> | 9,525<br><b>.3750</b>  | 3,175<br><b>.1250</b> | 3,967<br><b>.1562</b> | 0,08<br><b>.003</b>       | <b>4763B-2Z</b>   | <b>F4763B-2Z</b>  | <b>E4763B-2Z</b>  | <b>FE4763B-2Z</b>   | <b>R166</b>       |
| 4,763<br><b>.1875</b> | 12,7<br><b>.5000</b>   | 2,779<br><b>.1094</b> | 3,578<br><b>.1406</b> | 0,08<br><b>.003</b>       | <b>4763A/082-2Z</b>   |   | <b>E4763A/082-2Z</b>  |   |                   |
| 4,763<br><b>.1875</b> | 12,7<br><b>.5000</b>   | 3,967<br><b>.1562</b> |                       | 0,3<br><b>.012</b>        | <b>3/16/002-2Z</b>  |   |   |   |                   |
| 4,763<br><b>.1875</b> | 12,7<br><b>.5000</b>   | 4,978<br><b>.1960</b> | 5,771<br><b>.2272</b> | 0,3<br><b>.012</b>        | <b>3/16-2Z</b>  | <b>F3/16-2Z</b>   | <b>E3/16-2Z</b>   | <b>FE3/16-2Z</b>  | <b>R3</b>         |
| 4,763<br><b>.1875</b> | 15,875<br><b>.6250</b> | 4,978<br><b>.1960</b> |                       | 0,3<br><b>.012</b>        | <b>1/4A/0001-2Z</b>   | <b>F1/4A/0001-2Z</b>  |   |   |                   |



| Flange Dimensions |               | Shaft & Housing Shoulders Diameters according to ANSI/AFBMA Std. 12.2 |              |               | Number of Balls (5) | Ball Dia.       | Load Ratings according to DIN ISO |                | Limiting Speed (6) |
|-------------------|---------------|---|--------------|---------------|---------------------|-----------------|-----------------------------------|----------------|--------------------|
| FD                | FB            | da min  | da max (3)   | Da max (4)    |                     |                 | Z                                 | D <sub>w</sub> |                    |
| 5,156<br>.203     | 0,787<br>.031 | 1,80<br>.071  | 2,10<br>.083 | 3,35<br>.132  | 6                   | 0,794<br>.03125 | 163                               | 44             | 164.000            |
| 5,944<br>.234     | 0,787<br>.031 | 2,00<br>.079  | 2,35<br>.093 | 4,15<br>.164  | 6                   | 1<br>.0394      | 239                               | 67             | 140.000            |
| 7,518<br>.296     | 0,787<br>.031 | 2,60<br>.102  | 3,25<br>.128 | 5,75<br>.226  | 7                   | 1<br>.0394      | 286                               | 90             | 117.000            |
| 5,944<br>.234     | 0,787<br>.031 | 2,90<br>.114  | 2,95<br>.116 | 4,25<br>.168  | 7                   | 0,794<br>.03125 | 192                               | 59             | 120.000            |
| 9,119<br>.359     | 0,787<br>.031 | 3,10<br>.122  | 4,50<br>.177 | 7,20<br>.284  | 7                   | 1,588<br>.0625  | 644                               | 215            | 72.000             |
|                   |               | 3,75<br>.148  | 4,15<br>.162 | 5,75<br>.226  | 7                   | 1<br>.0394      | 292                               | 97             | 80.000             |
| 7,518<br>.296     | 0,787<br>.031 | 3,75<br>.148  | 4,15<br>.162 | 5,75<br>.226  | 7                   | 1<br>.0394      | 292                               | 97             | 87.000             |
| 9,119<br>.359     | 0,787<br>.031 | 3,90<br>.153  | 4,55<br>.179 | 7,20<br>.284  | 7                   | 1,588<br>.0625  | 644                               | 215            | 75.000             |
| 10,719<br>.422    | 0,787<br>.031 | 3,90<br>.153  | 4,55<br>.179 | 8,80<br>.347  | 7                   | 1,588<br>.0625  | 644                               | 215            | 82.000             |
| 11,176<br>.440    | 0,762<br>.030 | 4,55<br>.179  | 5,50<br>.217 | 8,25<br>.325  | 8                   | 1,588<br>.0625  | 720                               | 260            | 61.000             |
|                   |               | 4,55<br>.179  | 5,50<br>.217 | 11,35<br>.446 | 8                   | 1,588<br>.0625  | 720                               | 260            | 74.000             |
|                   |               | 4,55<br>.179  | 5,60<br>.220 | 7,30<br>.288  | 11                  | 1<br>.0394      | 391                               | 165            | 62.000             |
| 9,119<br>.359     | 0,914<br>.036 | 4,55<br>.179  | 5,60<br>.220 | 7,30<br>.288  | 11                  | 1<br>.0394      | 391                               | 165            | 68.000             |
|                   |               | 4,55<br>.179  | 5,60<br>.220 | 8,80<br>.347  | 11                  | 1<br>.0394      | 391                               | 165            | 69.000             |
|                   |               | 5,35<br>.210  | 5,60<br>.220 | 7,30<br>.288  | 11                  | 1<br>.0394      | 391                               | 165            | 65.000             |
| 9,119<br>.359     | 0,914<br>.036 | 5,35<br>.210  | 5,60<br>.220 | 7,30<br>.288  | 11                  | 1<br>.0394      | 391                               | 165            | 70.000             |
| 10,719<br>.422    | 0,787<br>.031 | 5,50<br>.216  | 5,95<br>.234 | 8,80<br>.347  | 8                   | 1,588<br>.0625  | 730                               | 271            | 56.000             |
|                   |               | 5,35<br>.210  | 5,60<br>.220 | 8,80<br>.347  | 11                  | 1<br>.0394      | 391                               | 165            | 70.000             |
|                   |               | 6,20<br>.244  | 6,90<br>.272 | 11,35<br>.446 | 7                   | 2,381<br>.0938  | 1.339                             | 488            | 50.000             |
| 14,351<br>.565    | 1,067<br>.042 | 6,20<br>.244  | 6,90<br>.272 | 11,35<br>.446 | 7                   | 2,381<br>.0938  | 1.339                             | 488            | 57.000             |
| 17,526<br>.690    | 1,067<br>.042 | 6,20<br>.244  | 9,00<br>.354 | 14,35<br>.565 | 8                   | 2,5<br>.0984    | 1.651                             | 670            | 41.000             |

(3) Not applicable to bearings with extended inner ring.

(4) Not applicable to flanged bearings.


(5) The number of balls may vary due to different types of retainer.

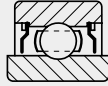
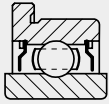
(6) See chapter "Limiting Speeds", pages 48, 49.

Subject to change due to technical improvements.



# Deep Groove Ball Bearings – inch with non-contact shield



| Dimensions             |                        | mm<br>inch            |                       |                           | Types             |   |   |   |   | Basic Type<br>USA |
|------------------------|------------------------|-----------------------|-----------------------|---------------------------|-------------------|---|---|---|---|-------------------|
| d                      | D                      | B                     | B <sub>1</sub>        | r <sub>s</sub> min<br>(2) |                   |  |  |  |  |                   |
| 6,35<br><b>.2500</b>   | 9,525<br><b>.3750</b>  | 3,175<br><b>.1250</b> | 3,967<br><b>.1562</b> | 0,08<br><b>.003</b>       | <b>6350A-2Z</b>   | <b>F6350A-2Z</b>  | <b>E6350A-2Z</b>  | <b>FE6350A-2Z</b>   | <b>R168</b>   |                   |
| 6,35<br><b>.2500</b>   | 12,7<br><b>.5000</b>   | 4,763<br><b>.1875</b> | 5,558<br><b>.2188</b> | 0,13<br><b>.005</b>       | <b>6350B-2Z</b>   | <b>F6350B-2Z</b>  | <b>E6350B-2Z</b>  | <b>FE6350B-2Z</b>   | <b>R188</b>   |                   |
| 6,35<br><b>.2500</b>   | 15,875<br><b>.6250</b> | 4,978<br><b>.1960</b> | 5,771<br><b>.2272</b> | 0,3<br><b>.012</b>        | <b>1/4A-2Z</b>    | <b>F1/4A-2Z</b>   | <b>E1/4A-2Z</b>   | <b>FE1/4A-2Z</b>  | <b>R4</b>   |                   |
| 6,35<br><b>.2500</b>   | 19,05<br><b>.7500</b>  | 5,558<br><b>.2188</b> |                       | 0,4<br><b>.016</b>        | <b>1/4/002-2Z</b> |   |   |   |   |                   |
| 6,35<br><b>.2500</b>   | 19,05<br><b>.7500</b>  | 7,142<br><b>.2812</b> |                       | 0,4<br><b>.016</b>        | <b>1/4-2Z</b>     |   |   |   | <b>R4A</b>  |                   |
| 7,938<br><b>.3125</b>  | 12,7<br><b>.5000</b>   | 3,967<br><b>.1562</b> | 4,763<br><b>.1875</b> | 0,13<br><b>.005</b>       | <b>7938-2Z</b>    | <b>F7938-2Z</b>   | <b>E7938-2Z</b>   | <b>FE7938-2Z</b>  | <b>R1810</b>  |                   |
| 9,525<br><b>.3750</b>  | 22,225<br><b>.8750</b> | 5,558<br><b>.2188</b> |                       | 0,4<br><b>.016</b>        | <b>3/8/002-2Z</b> |   |   |   |   |                   |
| 9,525<br><b>.3750</b>  | 22,225<br><b>.8750</b> | 7,142<br><b>.2812</b> |                       | 0,4<br><b>.016</b>        | <b>3/8-2Z</b>     | <b>F3/8-2Z</b>  |   |   | <b>R6</b>   |                   |
| 12,700<br><b>.5000</b> | 28,575<br><b>1.125</b> | 7,938<br><b>.3125</b> |                       | 0,4<br><b>.016</b>        | <b>1/2-2Z</b>     | <b>F1/2-2Z</b>  |   |   | <b>R8</b>   |                   |
|                        |                        |                       |                       |                           |                   |   |   |   |   |                   |
|                        |                        |                       |                       |                           |                   |   |   |   |   |                   |
|                        |                        |                       |                       |                           |                   |   |   |   |   |                   |
|                        |                        |                       |                       |                           |                   |   |   |   |   |                   |
|                        |                        |                       |                       |                           |                   |   |   |   |   |                   |
|                        |                        |                       |                       |                           |                   |   |   |   |   |                   |
|                        |                        |                       |                       |                           |                   |   |   |   |   |                   |
|                        |                        |                       |                       |                           |                   |   |   |   |   |                   |
|                        |                        |                       |                       |                           |                   |   |   |   |   |                   |
|                        |                        |                       |                       |                           |                   |   |   |   |   |                   |
|                        |                        |                       |                       |                           |                   |   |   |   |   |                   |
|                        |                        |                       |                       |                           |                   |   |   |   |   |                   |
|                        |                        |                       |                       |                           |                   |   |   |   |   |                   |
|                        |                        |                       |                       |                           |                   |   |   |   |   |                   |
|                        |                        |                       |                       |                           |                   |   |   |   |   |                   |
|                        |                        |                       |                       |                           |                   |   |   |   |   |                   |
|                        |                        |                       |                       |                           |                   |   |   |   |   |                   |

30 (2) r<sub>s</sub> min = minimum single bearing chamfer or maximum shaft or housing fillet radius.


Types indicated in darker print are readily available. Other types can only be supplied upon special request.



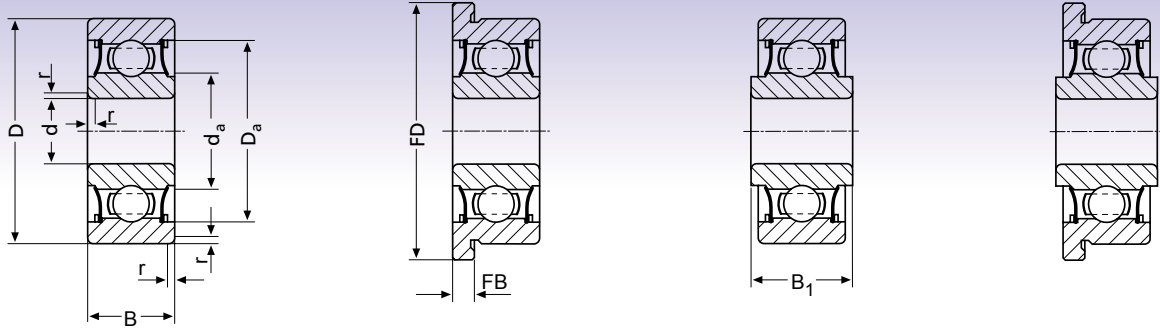




# Deep Groove Ball Bearings – inch with seal



| Dimensions            |                        | mm<br>inch            |                       |                           | Types                              | Basic Type<br>USA                    |                        |                          |              |
|-----------------------|------------------------|-----------------------|-----------------------|---------------------------|------------------------------------|--------------------------------------|------------------------|--------------------------|--------------|
| d                     | D                      | B                     | B <sub>1</sub>        | r <sub>s</sub> min<br>(2) |                                    |                                      |                        |                          |              |
| 1,984<br><b>.0781</b> | 6,35<br><b>.2500</b>   | 3,571<br><b>.1406</b> | 4,366<br><b>.1719</b> | 0,08<br><b>.003</b>       | <b>5/64-2TS</b>                    | <b>F5/64-2TS</b>                     | E5/64-2TS              | FE5/64-2TS               | <b>R1-4</b>  |
| 2,38<br><b>.0937</b>  | 7,938<br><b>.3125</b>  | 3,571<br><b>.1406</b> | 4,366<br><b>.1719</b> | 0,13<br><b>.005</b>       | <b>3/32-2TS</b>                    | <b>F3/32-2TS</b>                     | E3/32-2TS              | FE3/32-2TS               | <b>R1-5</b>  |
| 3,175<br><b>.1250</b> | 6,35<br><b>.2500</b>   | 2,779<br><b>.1094</b> | 3,571<br><b>.1406</b> | 0,08<br><b>.003</b>       | <b>3175-2TS</b>                    | <b>F3175-2TS</b>                     | E3175-2TS              | FE3175-2TS               | <b>R144</b>  |
| 3,175<br><b>.1250</b> | 7,938<br><b>.3125</b>  | 3,571<br><b>.1406</b> | 4,366<br><b>.1719</b> | 0,08<br><b>.003</b>       | <b>1/8A-2TS</b>                    | <b>F1/8A-2TS</b>                     | E1/8A-2TS              | FE1/8A-2TS               | <b>R2-5</b>  |
| 3,175<br><b>.1250</b> | 9,525<br><b>.3750</b>  | 3,571<br><b>.1406</b> | 4,366<br><b>.1719</b> | 0,08<br><b>.003</b>       | <b>1/8A/6-2TS</b>                  | <b>F1/8A/6-2TS</b>                   | E1/8A/6-2TS            | FE1/8A/6-2TS             | <b>R2-6</b>  |
| 3,175<br><b>.1250</b> | 9,525<br><b>.3750</b>  | 3,967<br><b>.1562</b> | 4,763<br><b>.1875</b> | 0,3<br><b>.012</b>        | <b>1/8B-2TS</b>                    | <b>F1/8B-2TS</b>                     | E1/8B-2TS              | FE1/8B-2TS               | <b>R2</b>    |
| 3,967<br><b>.1562</b> | 7,938<br><b>.3125</b>  | 3,175<br><b>.1250</b> | 3,967<br><b>.1562</b> | 0,08<br><b>.003</b>       | <b>3967-2TS</b>                    | <b>F3967-2TS</b>                     | E3967-2TS              | FE3967-2TS               | <b>R155</b>  |
| 4,763<br><b>.1875</b> | 7,938<br><b>.3125</b>  | 3,175<br><b>.1250</b> | 3,571<br><b>.1562</b> | 0,08<br><b>.003</b>       | <b>4763A-2TS</b>                   | <b>F4763A-2TS</b>                    | <b>E4763A-2TS</b>      | <b>FE4763A-2TS</b>       | <b>R156</b>  |
| 4,763<br><b>.1875</b> | 9,525<br><b>.3750</b>  | 3,175<br><b>.1250</b> | 3,967<br><b>.1562</b> | 0,08<br><b>.003</b>       | <b>4763B-2TS</b>                   | <b>F4763B-2TS</b>                    | E4763B-2TS             | FE4763B-2TS              | <b>R166</b>  |
| 4,763<br><b>.1875</b> | 12,7<br><b>.5000</b>   | 4,978<br><b>.1960</b> | 5,771<br><b>.2272</b> | 0,3<br><b>.012</b>        | <b>3/16-2TS</b><br><b>3/16-2RS</b> | <b>F3/16-2TS</b><br><b>F3/16-2RS</b> | E3/16-2TS<br>E3/16-2RS | FE3/16-2TS<br>FE3/16-2RS | <b>R3</b>    |
| 4,763<br><b>.1875</b> | 15,875<br><b>.6250</b> | 4,978<br><b>.1960</b> |                       | 0,3<br><b>.012</b>        | <b>1/4A/0001-2TS</b>               | <b>F1/4A/0001-2TS</b>                |                        |                          |              |
| 6,35<br><b>.2500</b>  | 9,525<br><b>.3750</b>  | 3,175<br><b>.1250</b> | 3,967<br><b>.1562</b> | 0,08<br><b>.003</b>       | <b>6350A-2TS</b>                   | <b>F6350A-2TS</b>                    | <b>E6350A-2TS</b>      | <b>FE6350A-2TS</b>       | <b>R168</b>  |
| 6,35<br><b>.2500</b>  | 12,7<br><b>.5000</b>   | 4,763<br><b>.1875</b> | 5,558<br><b>.2188</b> | 0,13<br><b>.005</b>       | <b>6350B-2TS</b>                   | <b>F6350B-2TS</b>                    | E6350B-2TS             | FE6350B-2TS              | <b>R188</b>  |
| 6,35<br><b>.2500</b>  | 15,875<br><b>.6250</b> | 4,978<br><b>.1960</b> | 5,771<br><b>.2272</b> | 0,3<br><b>.012</b>        | <b>1/4A-2TS</b><br><b>1/4A-2RS</b> | <b>F1/4A-2TS</b>                     | <b>E1/4A-2TS</b>       | <b>FE1/4A-2TS</b>        | <b>R4</b>    |
| 6,35<br><b>.2500</b>  | 19,05<br><b>.7500</b>  | 7,142<br><b>.2812</b> |                       | 0,4<br><b>.016</b>        | <b>1/4-2TS</b><br><b>1/4-2RS</b>   |                                      |                        |                          | <b>R4A</b>   |
| 7,938<br><b>.3125</b> | 12,7<br><b>.5000</b>   | 3,967<br><b>.1562</b> | 4,763<br><b>.1875</b> | 0,13<br><b>.005</b>       | <b>7938-2TS</b>                    | <b>F7938-2TS</b>                     | E7938-2TS              | FE7938-2TS               | <b>R1810</b> |
| 9,525<br><b>.3750</b> | 22,225<br><b>.8750</b> | 7,142<br><b>.2812</b> |                       | 0,4<br><b>.016</b>        | <b>3/8-2TS</b><br><b>3/8-2RS</b>   | <b>F3/8-2TS</b>                      |                        |                          | <b>R6</b>    |
| 12,700<br><b>.500</b> | 28,575<br><b>1.125</b> | 7,938<br><b>.3125</b> |                       | 0,4<br><b>.016</b>        | <b>1/2-2TS</b>                     | <b>F1/2-2TS</b>                      |                        |                          | <b>R8</b>    |



| Flange Dimensions      |                      | Shaft & Housing Shoulders Diameters according to ANSI/AFBMA Std. 12.2 |               |                | Number of Balls (5) | Ball Dia.      | Load Ratings according to DIN ISO |         | Limiting Speed (6) |
|------------------------|----------------------|---|---------------|----------------|---------------------|----------------|-----------------------------------|---------|--------------------|
| FD                     | FB                   | da min  | da max (3)    | Da max (4)     |                     |                | Cr [N]                            | Cor [N] |                    |
| 7,518<br><b>.296</b>   | 0,787<br><b>.031</b> | 2,60<br>.102  | 2,90<br>.114  | 5,75<br>.226   | 7                   | 1<br>.0394     | 286                               | 90      | 65.000             |
| 9,119<br><b>.359</b>   | 0,787<br><b>.031</b> | 3,10<br>.122  | 3,95<br>.156  | 7,20<br>.284   | 7                   | 1,588<br>.0625 | 644                               | 215     | 51.000             |
| 7,518<br><b>.296</b>   | 0,787<br><b>.031</b> | 3,75<br>.148  | 3,80<br>.150  | 5,75<br>.226   | 7                   | 1<br>.0394     | 292                               | 97      | 53.000             |
| 9,119<br><b>.359</b>   | 0,787<br><b>.031</b> | 3,90<br>.153  | 3,95<br>.156  | 7,20<br>.284   | 7                   | 1,588<br>.0625 | 644                               | 215     | 51.000             |
| 10,719<br><b>.422</b>  | 0,787<br><b>.031</b> | 3,90<br>.153  | 3,95<br>.156  | 8,80<br>.347   | 7                   | 1,588<br>.0625 | 644                               | 215     | 51.000             |
| 11,176<br><b>.440</b>  | 0,762<br><b>.030</b> | 4,55<br>.179  | 4,85<br>.189  | 8,25<br>.325   | 8                   | 1,588<br>.0625 | 720                               | 260     | 44.000             |
| 9,119<br><b>.359</b>   | 0,914<br><b>.036</b> | 4,55<br>.179  | 5,25<br>.207  | 7,30<br>.288   | 11                  | 1<br>.0394     | 391                               | 165     | 42.000             |
| 9,119<br><b>.359</b>   | 0,914<br><b>.036</b> | 5,35<br>.210  | 5,35<br>.210  | 7,30<br>.288   | 11                  | 1<br>.0394     | 391                               | 165     | 42.000             |
| 10,719<br><b>.422</b>  | 0,787<br><b>.031</b> | 5,50<br>.216  | 5,50<br>.216  | 8,80<br>.347   | 8                   | 1,588<br>.0625 | 730                               | 271     | 41.000             |
| 14,351<br><b>.565</b>  | 1,067<br><b>.042</b> | 6,20<br>.244  | 6,25<br>.246  | 11,35<br>.446  | 7                   | 2,381<br>.0938 | 1.339                             | 488     | 37.000<br>28.000   |
| 17,526<br><b>.690</b>  | 1,067<br><b>.042</b> | 6,20<br>.244  | 8,25<br>.325  | 14,35<br>.565  | 8                   | 2,5<br>.0984   | 1.651                             | 670     | 31.000             |
| 10,719<br><b>.422</b>  | 0,914<br><b>.036</b> | 6,85<br>.270  | 6,90<br>.272  | 8,95<br>.352   | 11                  | 1<br>.0394     | 391                               | 165     | 35.000             |
| 13,894<br><b>.547</b>  | 1,143<br><b>.045</b> | 7,20<br>.284  | 7,60<br>.299  | 11,85<br>.466  | 8                   | 1,984<br>.0781 | 730                               | 271     | 33.000             |
| 17,526<br><b>.690</b>  | 1,067<br><b>.042</b> | 7,85<br>.310  | 8,25<br>.325  | 14,35<br>.565  | 8                   | 2,5<br>.0984   | 1.651                             | 670     | 31.000<br>24.000   |
|                        |                      | 8,20<br>.322  | 9,75<br>.384  | 17,20<br>.678  | 8                   | 3,175<br>.1250 | 2.522                             | 1.057   | 28.000<br>22.000   |
| 13,894<br><b>.547</b>  | 0,787<br><b>.031</b> | 8,80<br>.347  | 8,95<br>.352  | 11,85<br>.466  | 12                  | 1,191<br>.0469 | 539                               | 279     | 30.000             |
| 24,613<br><b>.969</b>  | 1,575<br><b>.062</b> | 11,45<br>.451   | 12,35<br>.486 | 20,30<br>.799  | 8                   | 3,175<br>.1250 | 2.555                             | 1.129   | 24.000<br>21.000   |
| 31,115<br><b>1.225</b> | 1,575<br><b>.062</b> | 15,88<br>.6250  | 17,80<br>.700 | 26,04<br>1.025 | 9                   | 3,969<br>.1563 | 4.120                             | 2.010   | 21.000             |

(3) Not applicable to bearings with extended inner ring.

(4) Not applicable to flanged bearings.

(5) The number of balls may vary due to different types of retainer.

(6) See chapter "Limiting Speeds", pages 48, 49.

Subject to change due to technical improvements.



# Tolerance Table

|   | Definition  | Dimension series | d mm                    |                         | P0 $\mu\text{m}$  |                      | P6 $\mu\text{m}$    |                  | P5 $\mu\text{m}$    |                  | P4 $\mu\text{m}$  |                   |                   |
|---|---|------------------|-------------------------|-------------------------|---|----------------------|---------------------|------------------|---------------------|------------------|-------------------|-------------------|-------------------|
|   |   |                  | over                    | to                      | max.  | min.                 | max.                | min.             | max.                | min.             | max.              | min.              |                   |
| <b>Inner Ring</b>   | Single plane mean bore diameter deviation                         | $\Delta_{dmp}$   | 0,6                     | 18                      | 0   | -8                   | 0                   | -7               | 0                   | -5               | 0                 | -4                |                   |
|   | Deviation of a single bore diameter                               | $\Delta_{ds}$    | 0,6                     | 18                      |   |                      |                     |                  |                     |                  | 0                 | -4                |                   |
|   | Bore diameter deviation in a single radial plane                  | $V_{dp}$         | 7 / 8 / 9<br>0<br>2 / 3 | 0,6<br>0,6<br>0,6       | 18<br>18<br>18  | 10<br>8<br>6         |                     | 9<br>7<br>5      |                     | 5<br>4<br>4      |                   | 4<br>3<br>3       |                   |
|   | Mean bore diameter variation                                      | $V_{dmp}$        |                         | 0,6                     | 18  | 6                    |                     | 5                |                     | 3                |                   | 2                 |                   |
|   | Deviation of a single ring width                                  | $\Delta_{Bs^1)}$ |                         | 0,6<br>0,6<br>2,5<br>10 | 2,5<br>10<br>10<br>18   | 0<br>0<br>0<br>0     | -40<br>-120<br>-120 | 0<br>0<br>0<br>0 | -40<br>-120<br>-120 | 0<br>0<br>0<br>0 | -40<br>-40<br>-80 | 0<br>0<br>0<br>0  | -40<br>-40<br>-80 |
|   | Variation in the width of the rings                               | $V_{Bs}$         |                         | 0,6<br>0,6<br>2,5<br>10 | 2,5<br>10<br>10<br>18   | 12<br>12<br>15<br>20 |                     | 12<br>15<br>20   |                     | 5<br>5<br>5      |                   | 2,5<br>2,5<br>2,5 |                   |
|   | Radial runout of assembled bearing inner ring                     | $K_{ia}$         |                         | 0,6<br>2,5<br>10        | 2,5<br>10<br>18   | 10<br>10<br>10       |                     | 5<br>6<br>7      |                     | 4<br>4<br>4      |                   | 2,5<br>2,5<br>2,5 |                   |
|   | Face runout with bore   | $S_d$            |                         | 0,6                     | 18  |                      |                     |                  |                     | 7                |                   | 3                 |                   |
|   | Assembled bearing inner ring face runout with raceway             | $S_{ia}$         |                         | 0,6                     | 18  |                      |                     |                  |                     | 7                |                   | 3                 |                   |
|   | Definition  | Dimension series | D mm                    |                         | P0 $\mu\text{m}$  |                      | P6 $\mu\text{m}$    |                  | P5 $\mu\text{m}$    |                  | P4 $\mu\text{m}$  |                   |                   |
|   |   |                  | over                    | to                      | max.  | min.                 | max.                | min.             | max.                | min.             | max.              | min.              |                   |
| <b>Outer Ring</b>   | Single plane mean outside diameter deviation                      | $\Delta_{Dmp}$   | 2,5<br>18               | 18<br>30                | 0<br>0  | -8<br>-9             | 0<br>0              | -7<br>-8         | 0<br>0              | -5<br>-6         | 0<br>0            | -4<br>-5          |                   |
|   | Deviation of a single outside diameter                            | $\Delta_{Ds^2)}$ | 2,5<br>18               | 18<br>30                |   |                      |                     |                  |                     |                  | 0<br>0            | -4<br>-5          |                   |
|   | Outside diameter variation in a single radial plane               | $V_{Dp^2)}$      | 7 / 8 / 9               | 2,5<br>18               | 18<br>30  | 10<br>12             |                     | 9<br>10          |                     | 5<br>6           |                   | 4<br>5            |                   |
|   |   |                  | 0                       | 2,5<br>18               | 18<br>30  | 8<br>9               |                     | 7<br>8           |                     | 4<br>5           |                   | 3<br>4            |                   |
|   |   |                  | 2 / 3                   | 2,5<br>18               | 18<br>30  | 6<br>7               |                     | 5<br>6           |                     | 4<br>5           |                   | 3<br>4            |                   |
|   | Mean outside diameter variation                                   | $V_{Dmp^2)}$     | 2,5<br>18               | 18<br>30                | 6<br>7  |                      | 5<br>6              |                  | 3<br>3              |                  | 2<br>2,5          |                   |                   |
|   | Deviation of a single ring width                                  | $\Delta_{Cs^1)}$ | 2,5<br>18               | 18<br>30                | identical with $\Delta_{Bs}$ for the inner ring of the same bearing |                      |                     |                  |                     |                  |                   |                   |                   |
|   | Variation in the width of the rings                               | $V_{Cs}$         | 2,5<br>18               | 18<br>30                | identical with $V_{Bs}$ for the inner ring of the same bearing      |                      |                     |                  |                     |                  |                   |                   |                   |
|   | Radial runout of assembled bearing outer ring                     | $K_{ea}$         | 2,5<br>18               | 18<br>30                | 15<br>15  |                      | 8<br>9              |                  | 5<br>6              |                  | 3<br>4            |                   |                   |
|   | Variation of outside surface generatrix inclination with face     | $S_D$            | 2,5                     | 30                      |   |                      |                     |                  |                     | 8                |                   | 4                 |                   |
|   | Assembled bearing outer ring face runout with raceway             | $S_{ea}$         | 2,5<br>18               | 18<br>30                |   |                      |                     |                  |                     | 8<br>8           |                   | 5<br>5            |                   |
|   | Assembled bearing outer ring flange back face runout with raceway | $S_{ea1}$        | 2,5<br>18               | 18<br>30                |   |                      |                     |                  |                     | 11<br>11         |                   | 7<br>7            |                   |
| Deviation of a single outside diameter of the outer ring flange | $\Delta_{FD}$   | 2,5              | 30                      | +50                     | -50   | +50                  | -50                 | +50              | -50                 | +50              | -50               |                   |                   |
| Deviation of a single width outer ring flange                   | $\Delta_{FB}$   | 2,5              | 10                      | 0                       | -120  | 0                    | -120                | 0                | -40                 | 0                | -40               |                   |                   |
|   |   | 10               | 18                      | 0                       | -120  | 0                    | -120                | 0                | -80                 | 0                | -80               |                   |                   |
|   |   | 18               | 30                      | 0                       | -120  | 0                    | -120                | 0                | -120                | 0                | -120              |                   |                   |

34 <sup>1)</sup> The tolerance for the total width of the matched pair is 0/-200  $\mu\text{m}$ .  
<sup>2)</sup> Is valid before the bearing has been assembled and after the inner and/or outer circlips have been removed.  
<sup>3)</sup> For flanged bearings the flange back side.

| P2<br>μm<br>max. min. |      | P5A<br>μm<br>max. min. |     | P4A<br>μm<br>max. min. |     | ABEC1<br>.0001 inch<br>max. min. |     | ABEC5<br>.0001 inch<br>max. min. |     | ABEC7<br>.0001 inch<br>max. min. |      | ABEC9<br>.0001 inch<br>max. min. |      | ABEC3P<br>.0001 inch<br>max. min. |     | ABEC5P<br>.0001 inch<br>max. min. |     | ABEC7P<br>.0001 inch<br>max. min. |     | ABEC9P<br>.0001 inch<br>max. min. |      |
|-----------------------|------|------------------------|-----|------------------------|-----|----------------------------------|-----|----------------------------------|-----|----------------------------------|------|----------------------------------|------|-----------------------------------|-----|-----------------------------------|-----|-----------------------------------|-----|-----------------------------------|------|
| 0                     | -2,5 | 0                      | -5  | 0                      | -5  | 0                                | -3  | 0                                | -2  | 0                                | -1.5 |                                  |      | 0                                 | -2  | 0                                 | -2  | 0                                 | -2  | 0                                 | -1   |
| 0                     | -2,5 | 0                      | -5  | 0                      | -5  | +1                               | -4  | 0                                | -2  | 0                                | -1.5 | 0                                | -1   | +1                                | -3  | 0                                 | -2  | 0                                 | -2  | 0                                 | -1   |
| 2,5                   |      | 3                      |     | 2,5                    |     |                                  |     |                                  |     |                                  |      |                                  |      |                                   |     | 1                                 |     | 1                                 |     | .5                                |      |
| 2,5                   |      | 3                      |     | 2,5                    |     |                                  |     |                                  |     |                                  |      |                                  |      |                                   |     | 1                                 |     | 1                                 |     | .5                                |      |
| 2,5                   |      | 3                      |     | 2,5                    |     |                                  |     |                                  |     |                                  |      |                                  |      |                                   |     | 1                                 |     | 1                                 |     | .5                                |      |
| 1,5                   |      | 3                      |     | 2,5                    |     |                                  |     |                                  |     |                                  |      |                                  |      |                                   |     | 1                                 |     | 1                                 |     | .5                                |      |
| 0                     | -40  | 0                      | -25 | 0                      | -25 | 0                                | -50 | 0                                | -16 | 0                                | -16  | 0                                | -16  | 0                                 | -50 | 0                                 | -10 | 0                                 | -10 | 0                                 | -10  |
| 0                     | -40  | 0                      | -25 | 0                      | -25 | 0                                | -50 | 0                                | -32 | 0                                | -32  | 0                                | -32  | 0                                 | -50 | 0                                 | -10 | 0                                 | -10 | 0                                 | -10  |
| 0                     | -80  | 0                      | -25 | 0                      | -25 | 0                                | -50 | 0                                | -32 | 0                                | -32  | 0                                | -32  | 0                                 | -50 | 0                                 | -10 | 0                                 | -10 | 0                                 | -10  |
| 1,5                   |      | 5                      |     | 2,5                    |     |                                  |     | 2                                |     | 1                                |      | .5                               |      |                                   |     | 2                                 |     | 1                                 |     | .5                                |      |
| 1,5                   |      | 5                      |     | 2,5                    |     |                                  |     | 2                                |     | 1                                |      | .5                               |      |                                   |     | 2                                 |     | 1                                 |     | .5                                |      |
| 1,5                   |      | 5                      |     | 2,5                    |     |                                  |     | 2                                |     | 1                                |      | .5                               |      |                                   |     | 2                                 |     | 1                                 |     | .5                                |      |
| 1,5                   |      | 3,5                    |     | 2,5                    |     | 3                                |     | 1,5                              |     | 1                                |      | .5                               |      | 2                                 |     | 1,5                               |     | 1                                 |     | .5                                |      |
| 1,5                   |      | 3,5                    |     | 2,5                    |     | 3                                |     | 1,5                              |     | 1                                |      | .5                               |      | 2                                 |     | 1,5                               |     | 1                                 |     | .5                                |      |
| 1,5                   |      | 3,5                    |     | 2,5                    |     | 4                                |     | 1,5                              |     | 1                                |      | .5                               |      | 2                                 |     | 1,5                               |     | 1                                 |     | .5                                |      |
| 1,5                   |      | 7                      |     | 3                      |     |                                  |     | 3                                |     | 1                                |      | .5                               |      |                                   |     | 3                                 |     | 1                                 |     | .5                                |      |
| 1,5                   |      | 7                      |     | 3                      |     |                                  |     | 3                                |     | 1                                |      | .5                               |      |                                   |     | 3                                 |     | 1                                 |     | .5                                |      |
| P2<br>μm<br>max. min. |      | P5A<br>μm<br>max. min. |     | P4A<br>μm<br>max. min. |     | ABEC1<br>.0001 inch<br>max. min. |     | ABEC5<br>.0001 inch<br>max. min. |     | ABEC7<br>.0001 inch<br>max. min. |      | ABEC9<br>.0001 inch<br>max. min. |      | ABEC3P<br>.0001 inch<br>max. min. |     | ABEC5P<br>.0001 inch<br>max. min. |     | ABEC7P<br>.0001 inch<br>max. min. |     | ABEC9P<br>.0001 inch<br>max. min. |      |
| 0                     | -2,5 | 0                      | -5  | 0                      | -5  | 0                                | -3  | 0                                | -2  | 0                                | -2   |                                  |      | 0                                 | -3  | 0                                 | -2  | 0                                 | -2  | 0                                 | -1   |
| 0                     | -4   | 0                      | -6  | 0                      | -5  | 0                                | -4  | 0                                | -2  | 0                                | -2   |                                  |      | 0                                 | -3  | 0                                 | -2  | 0                                 | -2  | 0                                 | -1.5 |
| 0                     | -2,5 | 0                      | -5  | 0                      | -5  | +1                               | -4  | 0                                | -2  | 0                                | -2   | 0                                | -1   | +1                                | -4  | 0                                 | -2  | 0                                 | -2  | 0                                 | -1   |
| 0                     | -4   | 0                      | -6  | 0                      | -5  | +1                               | -5  | 0                                | -2  | 0                                | -2   | 0                                | -1.5 | +1                                | -4  | 0                                 | -2  | 0                                 | -2  | 0                                 | -1.5 |
| 2,5                   |      | 3                      |     | 2,5                    |     |                                  |     |                                  |     |                                  |      |                                  |      |                                   |     | 1                                 |     | 1                                 |     | .5                                |      |
| 4                     |      | 3                      |     | 2,5                    |     |                                  |     |                                  |     |                                  |      |                                  |      |                                   |     | 1                                 |     | 1                                 |     | .8                                |      |
| 2,5                   |      | 3                      |     | 2,5                    |     |                                  |     |                                  |     |                                  |      |                                  |      |                                   |     | 1                                 |     | 1                                 |     | .5                                |      |
| 4                     |      | 3                      |     | 2,5                    |     |                                  |     |                                  |     |                                  |      |                                  |      |                                   |     | 1                                 |     | 1                                 |     | .8                                |      |
| 2,5                   |      | 3                      |     | 2,5                    |     |                                  |     |                                  |     |                                  |      |                                  |      |                                   |     | 1                                 |     | 1                                 |     | .5                                |      |
| 4                     |      | 3                      |     | 2,5                    |     |                                  |     |                                  |     |                                  |      |                                  |      |                                   |     | 1                                 |     | 1                                 |     | .8                                |      |
| 1,5                   |      | 3                      |     | 2,5                    |     |                                  |     |                                  |     |                                  |      |                                  |      |                                   |     | 1                                 |     | 1                                 |     | .5                                |      |
| 2                     |      | 3                      |     | 2,5                    |     |                                  |     |                                  |     |                                  |      |                                  |      |                                   |     | 1                                 |     | 1                                 |     | .8                                |      |
| 0                     | -120 | 0                      | -25 | 0                      | -25 | 0                                | -50 | 0                                | -50 | 0                                | -50  | 0                                | -50  | 0                                 | -50 | 0                                 | -10 | 0                                 | -10 | 0                                 | -10  |
| 1,5                   |      | 5                      |     | 2,5                    |     |                                  |     | 2                                |     | 1                                |      | .5                               |      |                                   |     | 2                                 |     | 1                                 |     | .5                                |      |
| 1,5                   |      | 5                      |     | 3,5                    |     | 6                                |     | 2                                |     | 1,5                              |      | .5                               |      | 4                                 |     | 2                                 |     | 1,5                               |     | .5                                |      |
| 2,5                   |      | 6                      |     | 4                      |     | 6                                |     | 2                                |     | 1,5                              |      | 1                                |      | 4                                 |     | 2                                 |     | 1,5                               |     | 1                                 |      |
| 1,5                   |      | 8                      |     | 4                      |     |                                  |     | 3                                |     | 1,5                              |      | .5                               |      |                                   |     | 3                                 |     | 1,5                               |     | .5                                |      |
| 1,5                   |      | 8                      |     | 5                      |     |                                  |     | 3                                |     | 2                                |      | .5                               |      |                                   |     | 3                                 |     | 2                                 |     | .5                                |      |
| 2,5                   |      | 8                      |     | 5                      |     |                                  |     | 3                                |     | 2                                |      | 1                                |      |                                   |     | 3                                 |     | 2                                 |     | 1                                 |      |
| 3                     |      | 10                     |     | 8                      |     |                                  |     |                                  |     |                                  |      |                                  |      |                                   |     | 3                                 |     | 3                                 |     |                                   |      |
| 4                     |      | 10                     |     | 8                      |     |                                  |     |                                  |     |                                  |      |                                  |      |                                   |     | 3                                 |     | 3                                 |     |                                   |      |
| +50                   | -50  | 0                      | -25 | 0                      | -25 |                                  |     |                                  |     |                                  |      |                                  |      | +50                               | -20 | 0                                 | -10 | 0                                 | -10 |                                   |      |
| 0                     | -40  | 0                      | -50 | 0                      | -50 |                                  |     |                                  |     |                                  |      |                                  |      | 0                                 | -20 | 0                                 | -20 | 0                                 | -20 |                                   |      |
| 0                     | -80  | 0                      | -50 | 0                      | -50 |                                  |     |                                  |     |                                  |      |                                  |      | 0                                 | -20 | 0                                 | -20 | 0                                 | -20 |                                   |      |
| 0                     | -120 | 0                      | -50 | 0                      | -50 |                                  |     |                                  |     |                                  |      |                                  |      | 0                                 | -20 | 0                                 | -20 | 0                                 | -20 |                                   |      |



## Special Bearings

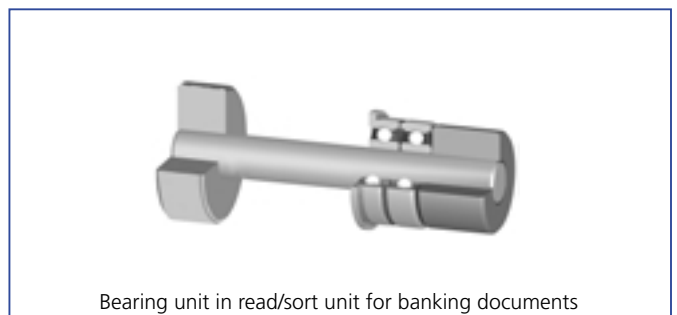
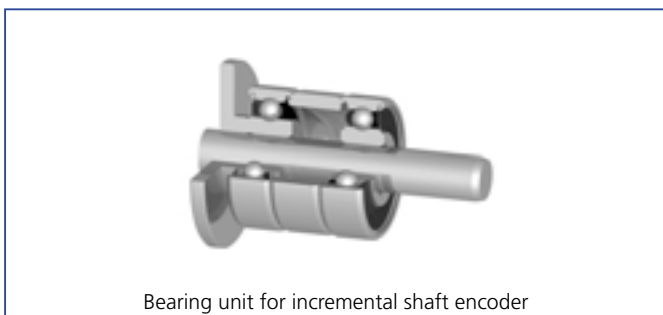
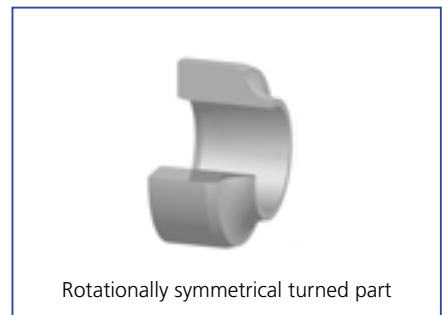
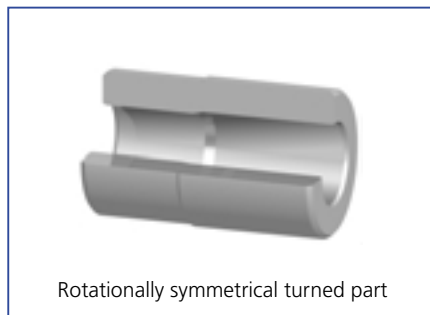
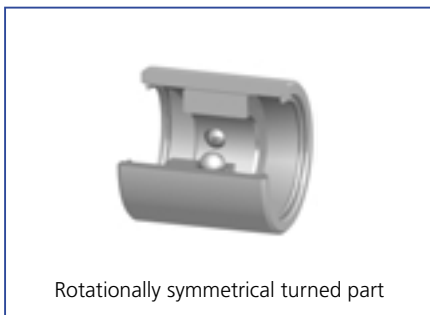

Thanks to its flexible manufacturing facilities GRW can provide a wide range of special ball bearings in addition to standard and high-precision ball bearings made of chrome and stainless steel.

The special characteristics are:

- special shapes
- special lubricants
- special treatments

Furthermore we also manufacture rotationally symmetrical turned parts.

### Special Shapes





## Spindle/Angular Contact Ball Bearings

Spindle ball bearings are angular contact ball bearings which, depending on the type, have a relieved land on the inner ring (AC2) or the outer ring (AC1). Axial forces can thus only be accepted in one direction. Spindle ball bearings can be used as single ball bearings or as ball bearing pairs in back to back, face to face or tandem arrangement.

GRW spindle ball bearings have the following characteristics:

- Production in high-precision quality (grade P5, P4, P2 or ABEC5, ABEC7, ABEC9)
- One-part solid phenolic retainer (TA, TB, see page 41)
- Larger number of balls than in standard ball bearings
- Contact angle 15° (other angles available upon request)
- Available with steel balls or ceramic balls
- The preload for ball bearing pairs is selected according to the applied load (light, medium or heavy preload)
- Spindle ball bearings are generally lubricated with oil

These characteristics allow the ball bearings to run very accurately at high speeds. At the same time these ball bearings are very rigid and have minimum vibration levels.

The standard type is:

### **AC1 TA**

Relieved on outer ring shoulder, ball bearing cannot be disassembled, solid phenolic retainer guided on outer ring.

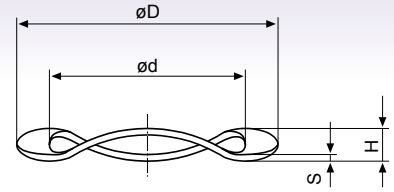
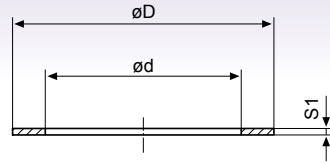
Other types including ball bearings with removable inner rings are available upon request.





## Accessories

Type: stainless steel sheet AISI 420, heat-treated, without burrs, finest surface finish

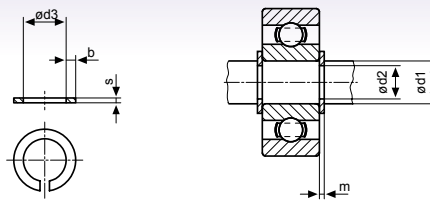


### Shims and Spring Washers

\* Material SAE 1074

| Shims            |                      | Dimensions (mm)    |              |              | Applicable for                                       |   |
|------------------|----------------------|--------------------|--------------|--------------|--|---|
| d x D            | S1                   | Spring Washers     |              |              | Shaft Types  | Housing Types                           |
|                  |                      | d x D              | H            | S            |  |   |
| AS 2,25 x 3,20   | 0,08<br>0,10         | WF 2,15 x 3,10     | 0,50         | 0,08         | 682; 692; 5/64                                       | 1016                                    |
| AS 2,80 x 3,90   | 0,08<br>0,10         | WF 2,70 x 3,80     | 0,50         | 0,08         | 60/2,5; 68/2,5; 69/2,5; 3/32                         | 68/1,5; 691; 1191                       |
| AS 3,30 x 4,40   | 0,08<br>0,10<br>0,12 | WF 3,20 x 4,30     | 0,50         | 0,10         | 623; 683; 693; 1/8A; 1/8B;<br>3175; 1/8A/6; 1/8B/083 |   |
| AS 3,80 x 4,90   | 0,08<br>0,10<br>0,12 | WF 3,70 x 4,80     | 0,55         | 0,10         |  | 682; 69/1,5                             |
| AS 4,30 x 5,85   | 0,10<br>0,12<br>0,15 | WF 4,20 x 5,75     | 0,65         | 0,12         | 604; 624; 634; 684; 694;<br>3967                     | 68/2,5; 692                             |
| AS 4,90 x 6,20   | 0,10<br>0,12<br>0,15 | WF 4,80 x 6,10     | 0,60         | 0,12         | 3/16; 4763A; 4763B                                   | 5/64; 3175                              |
| AS 5,30 x 6,85   | 0,10<br>0,12<br>0,15 | WF 5,20 x 6,75     | 0,65         | 0,12         | 625; 635; 685; 695                                   | 683; 69/2,5                             |
| AS 6,30 x 7,85   | 0,12<br>0,15<br>0,18 | WF 6,20 x 7,75     | 0,70         | 0,15         | 626; 686; 696  | 60/2,5; 693; 3/32; 1/8A; 3967;<br>4763A |
| AS 7,30 x 8,80   | 0,12<br>0,15<br>0,18 | WF 7,20 x 8,70     | 0,90         | 0,15         | 607; 627; 687; 697                                   | 684                                     |
|                  |                      | WF 7,20 x 12,00 *  | 1,40         | 0,125        | 607; 627   | 6350B; 7938; 1/8B/083                   |
| AS 8,30 x 9,80   | 0,15<br>0,18<br>0,20 | WF 8,20 x 9,70     | 0,85         | 0,18         | 608; 688; 698; 7938                                  | 623                                     |
| AS 9,30 x 10,80  | 0,15<br>0,18<br>0,20 | WF 9,20 x 10,70    | 1,15         | 0,18         | 609; 629; 689; 699                                   | 685; 694                                |
| AS 10,30 x 11,80 | 0,18<br>0,20<br>0,22 | WF 10,20 x 11,70   | 1,05         | 0,20         | 6000; 6800; 6900; 3/8                                | 604                                     |
|                  |                      | WF 10,50 x 15,80 * | 1,70         | 0,20         | 6000   | 625; 634                                |
| AS 11,30 x 12,80 | 0,18<br>0,20<br>0,22 | WF 11,20 x 12,70   | 1,30         | 0,20         |  | 624; 686; 695                           |
| AS 12,30 x 13,80 | 0,20<br>0,22<br>0,25 | WF 12,20 x 13,70   | 1,30         | 0,22         |  | 687                                     |
| AS 13,30 x 14,80 | 0,20<br>0,22<br>0,25 | WF 13,20 x 14,70   | 1,30         | 0,22         |  | 696                                     |
|                  |                      | WF 13,20 x 18,80 * | 1,60         | 0,20         |  | 607; 626; 635; 1/4                      |
| AS 14,35 x 15,80 | 0,22<br>0,25<br>0,30 | WF 14,20 x 15,65   | 1,55         | 0,25         |  | 625; 634; 688; 1/4A                     |
| AS 15,35 x 16,80 | 0,22<br>0,25<br>0,30 | WF 15,20 x 16,65   | 1,55         | 0,25         |  | 689; 697                                |
|                  |                      | WF 15,80 x 21,80 * | 1,60         | 0,20         |  | 608; 627; 6900; 3/8                     |
| AS 16,40 x 18,80 | 0,25<br>0,30<br>0,35 | WF 16,20 x 18,55   | 2,15         | 0,30         |  | 607; 626; 635; 6800; 698; 1/4           |
|                  |                      | WF 17,30 x 23,80 * | 1,50         | 0,25<br>0,30 |  | 609                                     |
|                  |                      | WF 19,30 x 25,80 * | 1,90<br>1,80 | 0,35<br>0,30 |  | 6000; 629                               |

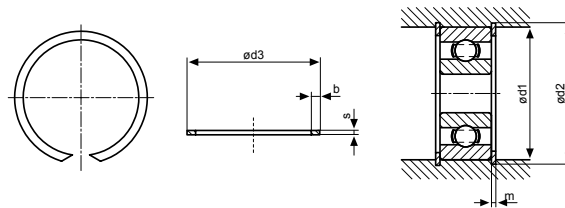




## Shaft Retaining Rings

Material AISI 301

| Type   | Dimensions (mm) |                |             |             |               |             |
|--------|-----------------|----------------|-------------|-------------|---------------|-------------|
|        | Shaft           | Retaining Ring |             |             | Groove        |             |
|        | d 1<br>ø        | d 3<br>max.    | b<br>± 0,10 | s<br>± 0,02 | d 2<br>- 0,05 | m<br>+ 0,03 |
| WSR 3  | 3               | 2,60           | 0,50        | 0,30        | 2,70          | 0,33        |
| WSR 4  | 4               | 3,60           | 0,50        | 0,30        | 3,70          | 0,33        |
| WSR 5  | 5               | 4,50           | 0,70        | 0,40        | 4,60          | 0,44        |
| WSR 6  | 6               | 5,45           | 0,70        | 0,40        | 5,60          | 0,44        |
| WSR 7  | 7               | 6,45           | 0,70        | 0,40        | 6,60          | 0,44        |
| WSR 8  | 8               | 7,35           | 0,90        | 0,50        | 7,50          | 0,55        |
| WSR 9  | 9               | 8,30           | 0,90        | 0,50        | 8,50          | 0,55        |
| WSR 10 | 10              | 9,25           | 0,90        | 0,50        | 9,50          | 0,55        |



## Bore Retaining Rings

Material AISI 301





| Type   | Dimensions (mm) |                |             |             |               |             |
|--------|-----------------|----------------|-------------|-------------|---------------|-------------|
|        | Bore            | Retaining Ring |             |             | Groove        |             |
|        | d 1<br>ø        | d 3<br>max.    | b<br>± 0,10 | s<br>± 0,02 | d 2<br>+ 0,05 | m<br>+ 0,03 |
| BSR 4  | 4               | 4,4            | 0,50        | 0,30        | 4,30          | 0,33        |
| BSR 5  | 5               | 5,45           | 0,50        | 0,30        | 5,30          | 0,33        |
| BSR 6  | 6               | 6,45           | 0,50        | 0,30        | 6,30          | 0,33        |
| BSR 7  | 7               | 7,50           | 0,50        | 0,30        | 7,30          | 0,33        |
| BSR 8  | 8               | 8,60           | 0,70        | 0,40        | 8,40          | 0,44        |
| BSR 9  | 9               | 9,60           | 0,70        | 0,40        | 9,40          | 0,44        |
| BSR 10 | 10              | 10,65          | 0,70        | 0,40        | 10,40         | 0,44        |
| BSR 11 | 11              | 11,65          | 0,70        | 0,40        | 11,40         | 0,44        |
| BSR 12 | 12              | 12,75          | 0,90        | 0,50        | 12,50         | 0,55        |
| BSR 13 | 13              | 13,75          | 0,90        | 0,50        | 13,50         | 0,55        |
| BSR 14 | 14              | 14,80          | 0,90        | 0,50        | 14,50         | 0,55        |
| BSR 15 | 15              | 15,80          | 0,90        | 0,50        | 15,50         | 0,55        |
| BSR 16 | 16              | 16,85          | 0,90        | 0,50        | 16,50         | 0,55        |
| BSR 17 | 17              | 17,85          | 0,90        | 0,50        | 17,50         | 0,55        |
| BSR 19 | 19              | 20             | 1,10        | 0,60        | 19,60         | 0,66        |




## Retainers for Miniature Ball Bearings

Designs and materials used for the retainers are suited to the task. Our two-piece ribbon retainer is sufficient in the majority of cases.

The following table shows the different types:

| GRW Retainer Code                | Picture   | Description/ Material  | Application Range/ Purpose   |
|----------------------------------|---|--|--|
| <b>E</b><br><b>J</b><br><b>Y</b> |    | Two-piece ribbon retainer made of<br>– Steel sheet (E)<br>– Stainless steel sheet (J)<br>– Brass sheet (Y)   | For deep groove ball bearings.<br>For stainless steel ball bearings: retainer from stainless steel sheet.<br>This retainer can also be clinched loosely to reduce torque. See catalogue information pages 8 to 33. |
| <b>JH</b>                        |   | One-piece stainless steel snap type retainer.  | For deep groove ball bearings.<br>Mainly used for small ball bearings at low and medium speeds.  |
| <b>TNH</b>                       |  | One-piece molded synthetic snap type retainer.   | For deep groove ball bearings.<br>Good running and torque characteristics for medium speed range.<br>Working temperature<br>-30 °C to 80 °C (short term 100 °C).   |
| <b>TN9H</b>                      |   | One-piece glass-fibre reinforced molded synthetic snap type retainer.  | For deep groove ball bearings.<br>Speed range higher than TNH retainer.<br>Working temperature<br>-30 °C to 120 °C (short term 180 °C).  |
| <b>THA</b><br><b>THB</b>         |  | Machined one-piece snap type retainer made from reinforced phenolic resin.<br>A = outer ring guided.<br>B = inner ring guided.   | For high-speed deep groove ball bearings.<br>High rigidity and emergency running characteristics.<br>Working temperature -50 °C to 140 °C.<br>Can be vacuum impregnated with oil.                                  |
| <b>TXHA</b><br><b>TXHB</b>       |   | Machined one-piece snap type retainer made from special materials.<br>X stands for a number indicating the material.<br>A = outer ring guided.<br>B = inner ring guided. | For high-speed deep groove ball bearings.<br>High rigidity and emergency running characteristics.<br>Working temperature -50 °C to 260 °C depending on material.   |

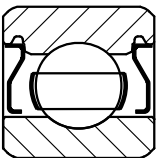
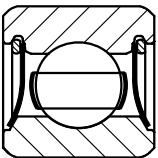
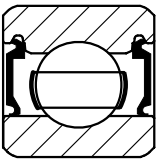
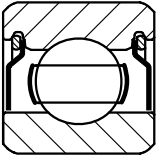
| GRW Retainer Code          | Picture   | Description / Material   | Application Range / Purpose  |
|----------------------------|---|--|--|
| <b>TA</b><br><b>TB</b>     |  | Machined one-piece, solid retainer made from fabric reinforced phenolic resin.<br>A = outer ring guided.<br>B = inner ring guided.<br>Only for AC types.                                   | For high-speed angular contact/spindle ball bearings.<br>High rigidity and emergency running characteristics.<br>Working temperature -50 °C to 140 °C.<br>Can be vacuum impregnated. |
| <b>TXA</b><br><b>TXB</b>   |   | Machined one-piece, solid retainer made from special material.<br>X stands for a number indicating the material.<br>A = outer ring guided.<br>B = inner ring guided.<br>Only for AC types. | For high speed angular/spindle ball bearings.<br>High rigidity and emergency running characteristics.<br>Working temperature -50 °C to 260 °C.                                       |
| <b>VAC1</b><br><b>VAC2</b> |   | Full complement ball bearing, without retainer, cannot be disassembled.<br>VAC1 = one shoulder relieved on outer ring.<br>VAC2 = one shoulder relieved on inner ring.                      | Used for medium speeds and high axial loads in one direction only.   |

Not all retainers are available for all ball bearing sizes. Please call our technical support.

Other ball bearing and retainer designs and also retainer materials for special requirements are available upon request.



## Closures



Ball bearing closures fulfil two tasks at the same time: firstly they prevent contamination and secondly they retain lubricants.

### Non-contact Closures

Because of the proximity with the inner ring land the ball bearing closure forms an effective gap seal. It neither increases the torque nor influences the maximum speed compared with open ball bearings as the shields do not touch the inner ring. This is sufficient for most applications.

### Metal Shields

For the majority of ball bearings, the shields are stamped from stainless steel. They are fastened to the outer ring with a circlip and can thus be removed. Ball bearings can also be fitted with pressed-in shields made of deep drawing steel sheet.

### Rubber Closures

The RZ closure is made of molded rubber with metal stiffener and can be used at temperatures from  $-30\text{ }^{\circ}\text{C}$  to  $120\text{ }^{\circ}\text{C}$ . This closure is fastened in the outer ring by the rubber border.

### Seal with Inner Ring Contact

This ball bearing seal touches the inner ring land. This causes an increase in torque.

### Teflon Seal

The TS seal is made of glass-fibre reinforced Teflon which is fastened in the outer ring by a circlip.

Teflon seals can be used at working temperatures of  $-240\text{ }^{\circ}\text{C}$  to  $300\text{ }^{\circ}\text{C}$ . They prevent contamination. However a hermetic seal cannot be achieved. The torque is lower than for rubber seals due to the favourable low friction combination (PTFE/Steel) and the low contact force of the sealing lip.

TS seals are universally resistant to chemicals. The ball bearings are normally made of stainless steel, chrome steel can also be provided in appropriately large quantities.

### Rubber Seal

The RS seal is made of molded rubber with metal stiffener and can be used at temperatures of  $-30\text{ }^{\circ}\text{C}$  to  $120\text{ }^{\circ}\text{C}$ .

The VS seal is made of molded viton with metal stiffener and is suitable for temperatures of  $-20\text{ }^{\circ}\text{C}$  to  $230\text{ }^{\circ}\text{C}$ .

Both seals are fastened in the outer ring by the rubber border.

We would like to remind you that certain lubricants cannot be used with rubber. Please consult our technical support about difficult operating conditions.

### Special Closures

In addition to the standard closures we also manufacture special closures and combinations of different closures. Please call our technical support.



## Materials for Rings and Balls

Our ball bearings are made of chrome steel (SAE 52100) or of stainless steel (X65Cr13). Ceramic balls can be used in both versions if required (hybrid ball bearings).

**Hybrid Ball Bearings** (steel rings and ceramic balls) are above all used in dental technology, in spindle bearings and vacuum technology.

The chrome steel (1.3505/SAE 52100) used is heat treatable and maintains a high level of strength when hardened. Ball bearings made of this kind of steel have an excellent service life at working temperatures of up to 170 °C (338 °F).

The stainless steel (1.4037) is a martensitic steel which can be used at a working temperature of up to 200 °C (392 °F) without noticeable hardness loss.

Improvements in steel production and heat treatment allow the load ratings of both steels to be the same.

| Prefix | –           | SS          |
|--------|-------------|-------------|
| DIN    | 100Cr6      | X65Cr13     |
| DIN    | 1.3505      | 1.4037      |
| SAE    | 52100       |             |
| AFNOR  | 100Cr6      |             |
| C %    | 0,95 - 1,10 | 0,60 - 0,75 |
| Si %   | 0,15 - 0,35 | 1 max.      |
| Mn %   | 0,25 - 0,45 | 1 max.      |
| P %    | 0,03 max.   | 0,04 max.   |
| S %    | 0,025 max.  | 0,03 max.   |
| Cr %   | 1,35 - 1,65 | 12 - 14     |
| Mo %   | –           | 0,75 max.   |

Table 1: Chemical analysis

Our technical support will be pleased to provide you with information on the chemical resistance of the above mentioned materials.



Selecting the right lubricant and lubricating method is just as decisive for the bearing function as selecting the bearing itself and designing the mating parts.

The decision on a specific lubricant is made according to the operating conditions and the torque demands.

### Lubricating Oils

Lubricating oil is mainly used where minimum torque is required.

Our ball bearings, either open or with one closure, are preserved with oil ex works if no special lubrication is specified.

### Lubricating Greases

Our ball bearings with closures on both sides and also our ball bearings with one closure together with a snap retainer are greased ex works if no special lubrication is specified.

Regarding this we would mention that lubricating greases with EP additives are not suitable for low-noise ball bearings.

The ball bearings can be lubricated with oils and greases other than those listed in the tables upon request and in quantities agreed upon. We have around 250 lubricants to choose from. Please ask our technical support for specific details.

### Special Treatment

Special operating conditions go beyond the limits of application even for the special lubricants which we use. In such cases it is possible to specify suitable ball bearings by using different coatings. Galvanically applied precious metal layers, graphite, MoS<sub>2</sub> etc. are used here. This treatment is used for ball bearings to work in vacuum systems up to ultra-high vacuums (UHV), in aviation and aerospace technology and at extreme temperatures.

Hard coatings, for example, TiC, TiN or highest grade chromium are also applied for special applications.

Please contact our technical support for further information.

| Code | Brand Name                                   | Manufacturer | Basic Oil       | Viscosity at 40 °C/100 °C [mm <sup>2</sup> /s] | Operating Temperature Range | Specification        |
|------|--|--------------|-----------------|--|-----------------------------|----------------------|
| L001 | Aero Shell Fluid 12                          | Shell        | Ester           | 15 / 3,7                                       | -40 bis 100 °C              | MIL-L-6085 C         |
| L010 | Isoflex PDP 38                               | Klüber       | Ester           | 12 / 3,2                                       | -65 bis 100 °C              | Following MIL-L-6085 |
| L014 | Krytox 143 AC                                | Du Pont      | PFPE            | 200 / 30                                       | -34 bis 288 °C              | -                    |
| L020 | Shell Ensis L                                | Shell        | Mineral         | 32 / 5,5                                       | -10 bis 100 °C              | -                    |
| L026 | Nye M 20<br>(Versilube F 50)                 | Nye          | Silicon         | 53 / 18,9                                      | -70 bis 200 °C              | MIL-S-81087 C        |
| L027 | Synthetic Oil 200 A<br>(Winsor Lube L 245 X) | Nye          | Ester           | 13 / 3,4                                       | -54 bis 200 °C              | MIL-L-6085 C         |
| L065 | Gargoyle SHC 224                             | Mobil Oil    | Polyalphaolefin | 29 / 5,6                                       | -45 bis 140 °C              | USDA-H1              |

Table 2: Lubricating oils

| Code | Brand Name                       | Manufacturer | Composition                       | Operating Temperature Range | Viscosity at 40 °C/100 °C [mm <sup>2</sup> /s] | Speed factor | Specification                       |
|------|----------------------------------|--------------|-----------------------------------|-----------------------------|--|--------------|-------------------------------------|
| G305 | ASG 7                            | Shell        | Diester / microgel                | -73 to 149 °C               | 15 / 3,1                                       | Not known    | MIL-G-23827 B                       |
| G310 | Asonic GLY 32                    | Klüber       | Ester + polyalphaolefin / lithium | -50 to 140 °C               | 25 / 5   | 1.000.000    | -                                   |
| G315 | Barrierta L 55/2                 | Klüber       | PFPE / PTFE                       | -40 to 260 °C               | 400 / 38                                       | 300.000      | -                                   |
| G316 | Beacon 325                       | Esso         | Diester / lithium                 | -60 to 120 °C               | 13 / 3,3                                       | >250.000     | MIL-G-3278 A<br>Obsolete!           |
| G331 | Isoflex Super LDS 18             | Klüber       | Mineral oil + ester / lithium     | -50 to 120 °C               | 15 / 3,7                                       | 1.000.000    | -                                   |
| G361 | Isoflex Topas NB 52              | Klüber       | Polyalphaolefin / barium complex  | -50 to 150 °C               | 30 / 5,5                                       | 1.000.000    | Following MIL-G-81322               |
| G338 | Krytox 240 AC                    | Du Pont      | PFPE / PTFE                       | -34 to 288 °C               | 200 / 30                                       | 400.000      | MIL-G-27617 Type III<br>MIL-G-27616 |
| G340 | Longtime PD2                     | Optimol      | Mineral oil / lithium             | -35 bis 140 °C              | 95 / 9,0                                       | 1.000.000    | -                                   |
| G366 | Nyogel 781 D<br>(Versilube G300) | Nye          | Chlorophenyl-silicon / lithium    | -70 to 200 °C               | 53 / 18,9                                      | 200.000      | -                                   |
| G462 | Unisilikon L50/2                 | Klüber       | Silicon / PTFE                    | -50 to 200 °C               | 112 / 27                                       | 200.000      | -                                   |
| G463 | Mobilgrease FM 102               | Mobil Oil    | White oil / aluminium complex     | -20 to 120 °C               | 108 / 10,5                                     | 400.000      | FDA 178.3570<br>USDA-H1             |

Table 3: Lubricating greases



Functional tests on the assembled bearing include noise or vibration and torque tests. The realization of these tests is necessary to ensure uniformity of the production run or to guarantee compliance with customer requirements. The basis for attaining this goal is constant monitoring of the parts for roundness and surface finish.

The testing method should be selected according to the nature of the later use.

### Noise Test

The abbreviation GPR given in our numbering system stands for 100 % noise-tested ball bearings. We test the amplitude of the vibrations generated by the ball bearings at set speeds and frequencies.

### Torque Test

Torque-tested ball bearings are tested and packaged in rooms with a controlled atmosphere in laminar cabinets.

We recommend instrument oils with a viscosity of  $\leq 14 \text{ mm}^2/\text{s}$  at  $40 \text{ }^\circ\text{C}$  for low torque bearings.

The starting torque is the torque required to start the rotation of one ring, with the other stationary. The torque is tested on a vertical shaft with axial loading.

The measurements made with the tester according to MIL-STD-206A provide very exact and reliable values. During the test the outer ring is driven and the inner ring loaded with the standard load according to the bearing size.

Due to the lack of a generally accepted standard torque comparisons of bearings of the same type can only be made in identical measuring conditions on the same measuring equipment.

Table 4 gives reference values for the maximum starting torque in  $\mu\text{Nm}$ . These values apply for instrument ball bearings without seals P5 or ABEC5 and better, which are lubricated with instrument oil with viscosity  $\leq 14 \text{ mm}^2/\text{s}$  at  $40 \text{ }^\circ\text{C}$ . The value can be 10 to 40 times greater for ball bearings with grease lubrication.

In this test the axial loading of the inner ring is 75 g for ball bearings with an outside diameter up to 10 mm. Ball bearings with a greater outside diameter are loaded with 400 g.

The running torque is the torque which is required to keep a ball bearing in rotation. In this case together with the user we agree upon a suitable measuring method for the test.



| Basic Type     | Torque $\mu\text{Nm}$ | Load g | Basic Type  | Torque $\mu\text{Nm}$ | Load g | Basic Type   | Torque $\mu\text{Nm}$ | Load g |
|----------------|-----------------------|--------|-------------|-----------------------|--------|--------------|-----------------------|--------|
| <b>681</b>     | 15                    | 75     | <b>695</b>  | 69                    | 400    | <b>1016</b>  | 15                    | 75     |
| <b>691</b>     | 15                    | 75     | <b>605</b>  | 69                    | 400    | <b>1191</b>  | 15                    | 75     |
| <b>68/1,5</b>  | 15                    | 75     | <b>625</b>  | 69                    | 400    | <b>1397</b>  | 15                    | 75     |
| <b>69/1,5</b>  | 15                    | 75     | <b>635</b>  | 76                    | 400    | <b>5/64</b>  | 15                    | 75     |
| <b>682</b>     | 15                    | 75     | <b>686</b>  | 69                    | 400    | <b>2380</b>  | 15                    | 75     |
| <b>692</b>     | 15                    | 75     | <b>696</b>  | 69                    | 400    | <b>3/32</b>  | 15                    | 75     |
| <b>67/2,35</b> | 15                    | 75     | <b>626</b>  | 76                    | 400    | <b>3175</b>  | 15                    | 75     |
| <b>68/2,35</b> | 15                    | 75     | <b>687</b>  | 69                    | 400    | <b>1/8A</b>  | 15                    | 75     |
| <b>68/2,5</b>  | 15                    | 75     | <b>697</b>  | 76                    | 400    | <b>1/8B</b>  | 16                    | 75     |
| <b>69/2,5</b>  | 15                    | 75     | <b>607</b>  | 76                    | 400    | <b>3967</b>  | 15                    | 75     |
| <b>60/2,5</b>  | 16                    | 75     | <b>627</b>  | 80                    | 400    | <b>4763A</b> | 15                    | 75     |
| <b>673</b>     | 16                    | 75     | <b>688A</b> | 52                    | 400    | <b>4763B</b> | 16                    | 75     |
| <b>683</b>     | 16                    | 75     | <b>688</b>  | 76                    | 400    | <b>3/16</b>  | 52                    | 400    |
| <b>693</b>     | 16                    | 75     | <b>698</b>  | 76                    | 400    | <b>6350A</b> | 15                    | 75     |
| <b>623</b>     | 16                    | 75     | <b>608</b>  | 80                    | 400    | <b>6350B</b> | 52                    | 400    |
| <b>674</b>     | 16                    | 75     | <b>689</b>  | 76                    | 400    | <b>1/4A</b>  | 60                    | 400    |
| <b>684</b>     | 16                    | 75     | <b>699</b>  | 80                    | 400    | <b>1/4</b>   | 70                    | 400    |
| <b>694</b>     | 65                    | 400    | <b>609</b>  | 80                    | 400    | <b>7938</b>  | 52                    | 400    |
| <b>604</b>     | 65                    | 400    | <b>629</b>  | 100                   | 400    | <b>3/8</b>   | 95                    | 400    |
| <b>624</b>     | 69                    | 400    | <b>6800</b> | 80                    | 400    |              |                       |        |
| <b>634</b>     | 69                    | 400    | <b>6900</b> | 95                    | 400    |              |                       |        |
| <b>675</b>     | 65                    | 400    | <b>6000</b> | 100                   | 400    |              |                       |        |
| <b>685</b>     | 65                    | 400    |             |                       |        |              |                       |        |

Table 4: Maximum starting torque in  $\mu\text{Nm}$

We use  $\mu\text{Nm}$  as a measuring unit. Please do not use the other measuring units given in the following table. They are only given for comparison.

|                | 1 $\mu\text{Nm}$ = | 1 cmp = | 1 oz.in. = | 1 cNcm = |
|----------------|--------------------|---------|------------|----------|
| $\mu\text{Nm}$ | 1                  | 100     | 7200       | 100      |
| cmp            | 0,01               | 1       | 72         | 1        |
| oz.in.         | 0,000139           | 0,0139  | 1          | 0,0139   |
| cNcm           | 0,01               | 1       | 72         | 1        |

Table 5: Comparison of measuring units

#### Assembly of Low Torque Bearings

For low torque bearings in particular, great care must be taken in the choice of fits and tolerances. Shaft and housing tolerances have to be selected so that a sliding fit results. Please refer to the chapter on "Fits" and "Reduction in Radial Clearance" on pages 54, 55 and 56, 57.

Even a small misalignment of the inner or outer ring can result in greater torque of the

bearing. Therefore particular attention must be paid to the alignment between shaft and housing bore, as well as, to the parallelism of the mating faces.

Extreme cleanliness of the assembly area and parts is essential, in order to achieve a perfect low torque bearing. Even minute contamination causes torque peaks, which can be many times higher than the average torque level.

The maximum speed for a ball bearing in operation is limited by various mechanical and kinematic criteria. Narrow tolerances of bearings and surrounding parts, special measures regarding lubrication and type of lubricant as well as special retainer materials and designs generally have a beneficial effect on the speed limit. The characteristic values for speed given in the tables only apply to specially set reference conditions. They therefore only give an indication of the relative speed suitability of the ball bearing. Ask our technical support for more information if operating conditions are different.

### The Kinematically Permissible Speed $n_{zul}$

The "kinematically permissible speed  $n_{zul}$ " applies to ball bearings with contact seals which do not have a thermal reference speed  $n_{vr}$  defined in the standard. It takes into consideration the special conditions resulting from the wiping contact between ball bearing inner ring and seals. In principle the same conditions as for the thermal reference speed  $n_{vr}$  otherwise apply.

### The Thermal Reference Speed $n_{vr}$

The reference conditions have been selected in DIN 732-1 so that the "thermal reference speed  $n_{vr}$ " is identical for both types of lubrication: oil and grease. The essential operating conditions are:

- Reference temperature of the ball bearing on stationary outer ring 70 °C
- Reference temperature of the ball bearing environment 20 °C
- Reference loading  $P_r$  of the ball bearing 5% of the static radial load rating  $C_{or}$
- Oil lubrication as oil bath lubrication with a conventional mineral oil without EP additives, with a kinematic viscosity of 12 mm<sup>2</sup>/s at 70°C

- Grease lubrication with a standard lithium soap grease with a mineral base oil without EP additives. The kinematic viscosity of the base oil is 22 mm<sup>2</sup>/s at 70 °C. The grease quantity is approx. 30% of the free space in the ball bearing.
- Ball bearings with standard designs, i.e. with standard accuracy, with standard radial play, with non-contact closures.
- Ball bearing installed on a horizontal shaft with a stationary outer ring and installation dimensions and tolerances which do not reduce bearing radial clearance.

### The Permissible Thermal Operating Speed $n_v$

The speed at which the average ball bearing temperature reaches the permissible value in real operating conditions is called the "permissible thermal operating speed  $n_v$ ". It is calculated from the thermal reference speed by multiplying it with the factor "speed ratio  $f_n$ " according to DIN 732-2:  $n_v = f_n \cdot n_{vr}$

Following the standard we use diagrams which make calculating this factor far easier. The different torque effects of oil and grease lubrication are taken into consideration.

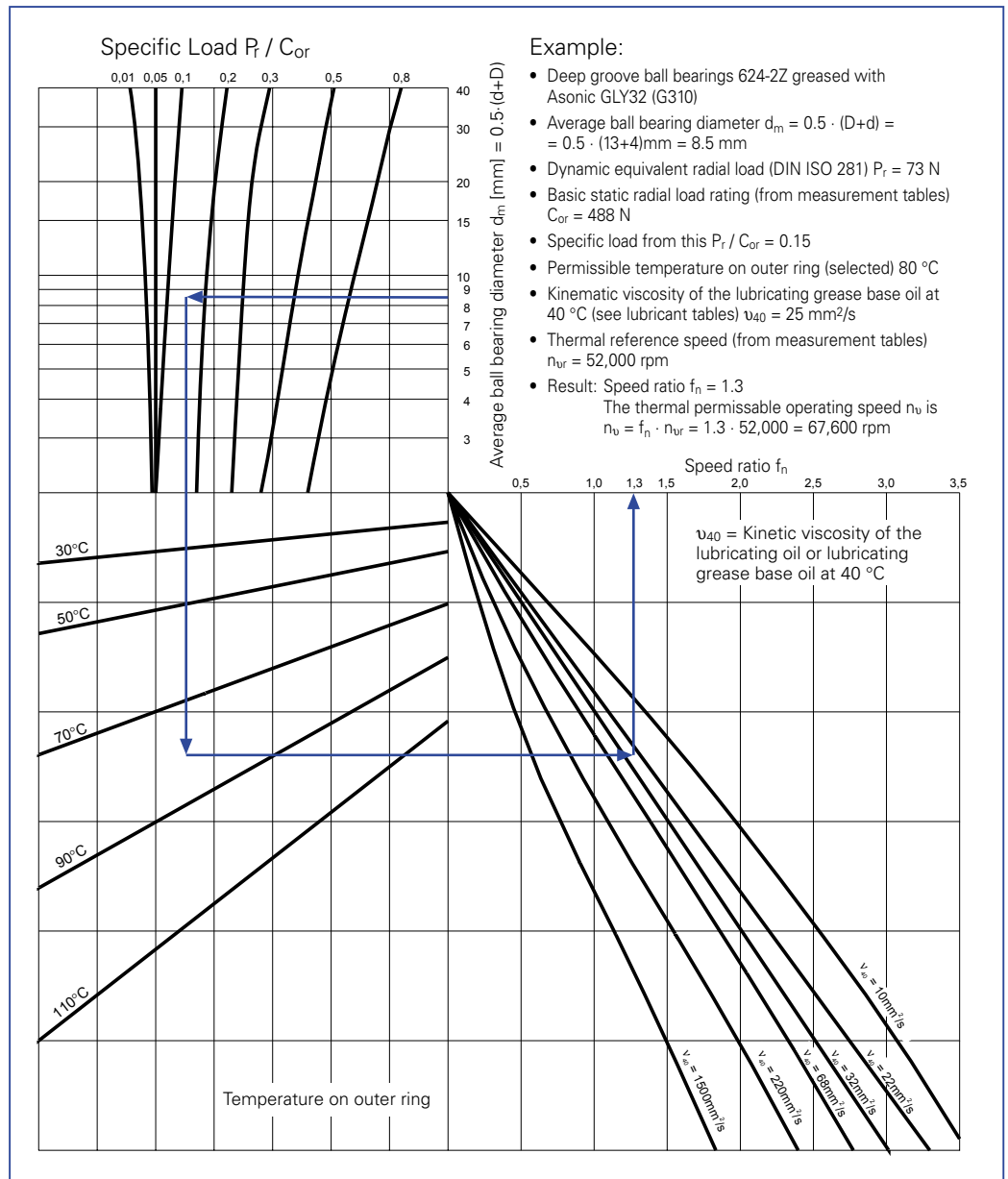


Figure 6: Calculation of the permissible thermal operating speed  $n_v$



## Static Bearing Capacity

In rolling bearing technology we talk about the static bearing capacity when the ball bearing is loaded while stationary or during slow swinging movements. The calculations are made according to DIN ISO 76.

### Basic Static Radial Load Rating $C_{0r}$

The basic static radial load rating is the static radial load which corresponds to a calculated contact stress of 4200 MPa at the centre of the most heavily loaded rolling element / raceway contact.

### Static Equivalent Radial Load $P_{0r}$

The static equivalent radial load is the static radial load which would cause the same contact stress at the centre of the most heavily loaded rolling element / raceway contact that occurs under the actual load conditions.

Calculating the static equivalent radial load:

$$P_{0r} = X_0 \cdot F_r + Y_0 \cdot F_a$$
$$X_0 = 0.6$$
$$Y_0 = 0.5$$
$$F_r = \text{greatest radial load occurring [N]}$$
$$F_a = \text{greatest axial load occurring [N]}$$

If the calculation gives a value,  $P_{0r} < F_r$ ,  
 $P_{0r} = F_r$  should be set.

## Permanent Deformation

Permanent deformation to the raceways and rolling elements can even occur when a stationary ball bearing is only loaded moderately.

Experience shows that a deformation of 0.0001 x rolling element diameter on the most highly loaded point of contact between raceway and rolling element will not noticeably effect the function of the ball bearing.

Even greater deformation is justifiable if the ball bearing is running at low speed and the requirements for noise are not high. On the other hand only slight permanent deformation is allowed if the noise and friction requirements are particularly stringent.

## Dynamic Bearing Capacity

The dynamic bearing capacity is the stress on a rotating ball bearing. The additional term "dynamic" indicates the operating condition of the bearing not the effect of the load. The calculations are made according to DIN ISO 281.

### Basic Dynamic Radial Load Rating $C_r$

The basic dynamic radial load rating for radial ball bearings is that constant radial load which a sufficiently large number of apparently identical ball bearings could theoretically endure for a basic rating life of one million revolutions.

### Dynamic Equivalent Radial Load $P_r$

The dynamic equivalent radial load for radial ball bearings is that constant radial load under the influence of which a rolling bearing would have the same life as it will attain under the actual load conditions.

The DIN load ratings are given in the ball bearing tables. The actual load ratings can deviate depending on the ball bearing type. The load ratings are approx. 30% lower for hybrid ball bearings than for comparable steel ball bearings.

Please ask our technical support for the exact load ratings.



The fatigue life (basic rating life) is the number of revolutions (or number of hours at constant speed) which 90% of a sufficiently large quantity of apparently identical ball bearings will complete or exceed before the first evidence of fatigue develops. The calculations are made according to DIN ISO 281.

**Basic rating life** in hours is calculated as follows:

$$L_h = \frac{10^6}{60 \cdot n} \cdot \left( \frac{C_r}{P_r} \right)^3$$

$L_h$  = basic rating life [h]

$n$  = speed of inner ring [rpm]

$C_r$  = basic dynamic radial load rating [N]

$P_r$  = dynamic equivalent radial load [N]

Calculation of the **dynamic equivalent radial load  $P_r$** :

$$P_r = X \cdot F_r + Y \cdot F_a$$

$P_r$  = dynamic equivalent radial load [N]

$F_r$  = radial load of bearing [N]

$F_a$  = axial load of bearing [N]

$X$  = dynamic radial load factor

$Y$  = dynamic axial load factor

The influence of load on the life is only to be taken into consideration in the above life equation. If the ball bearings listed in this catalogue are used for conventional bearing purposes, this life calculation will be sufficient.

As the life calculation only takes material fatigue as a cause of failure the calculated life will only correspond with the actual life of the ball bearing if the following requirements are fulfilled:

1. Sufficient lubrication is guaranteed during the whole running time.
2. The loads and speeds used in the calculation correspond with the actual operating conditions.
3. Contamination of ball bearing and lubricant is avoided.

## Flanged Ball Bearings

There are many advantages in using miniature and instrument ball bearings which have a flange on the outer ring. Stepped housing bores, which make it impossible or very difficult to maintain accurate alignment of both bearing fits, are not necessary. There is also no need for the use of circlips, which create difficulties in small housing bores or thin walled housings (Fig. 7).

Furthermore the assembly of flanged bearings in relatively narrow housings (i.e. gearboxes) has proved effective (Fig. 8).

If duplex bearings are used, the use of a flanged bearing simplifies the design of the locating bearing. The axial position of the Duplex bearing pair can be determined precisely for this arrangement (Fig. 9).

## Ball Bearings with Extended Inner Rings

Ball bearings with an extended inner ring can simplify the design of various assemblies. Shims, washers and other spacers are unnecessary. Stepped shafts are also redundant (Fig. 10).

## Ball Bearings with Reinforced Outer Rings

Ball bearings with their outer rings supported by a fitting in the housing can take the highest loads. To increase the load capacity of ball bearings which are not built into housings different types such as "special ball bearings with reinforced outer rings" were developed and are used as so-called rollers (Fig. 11).

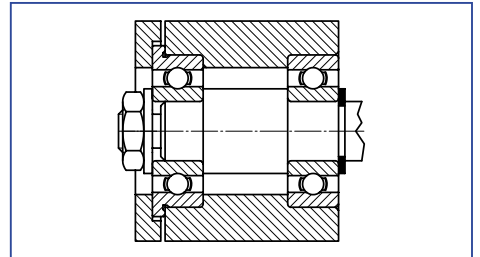


Fig. 7: General assembly example

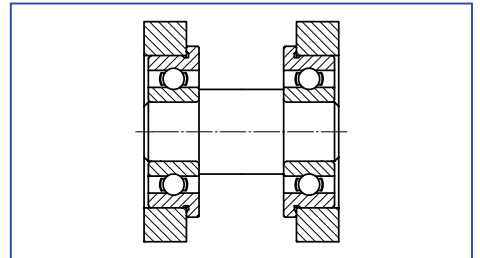


Fig. 8: Assembly in narrow housing

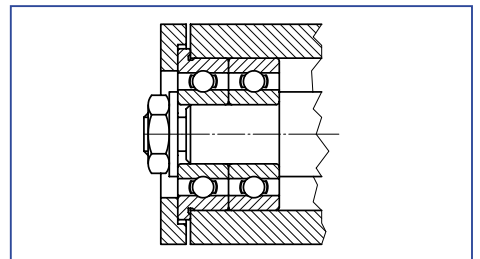


Fig. 9: Use of a duplex ball bearing

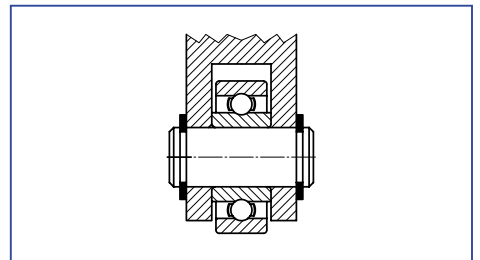


Fig. 10: Ball bearing with extended inner ring

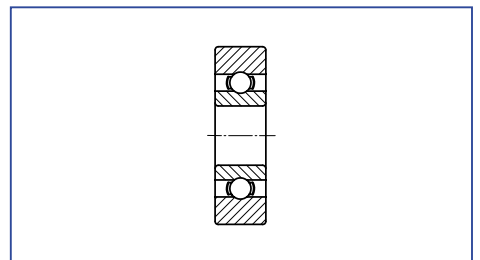


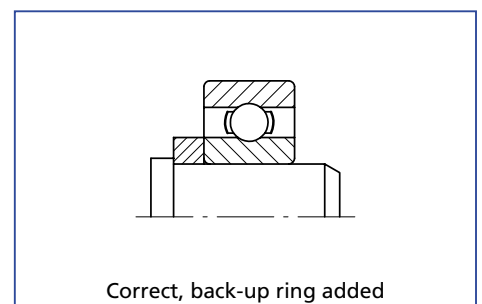
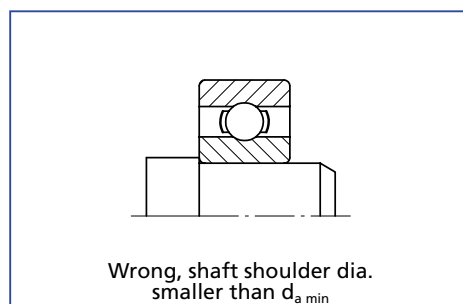
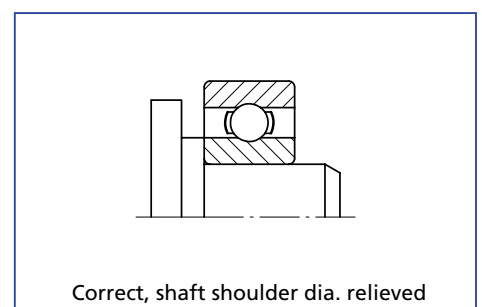
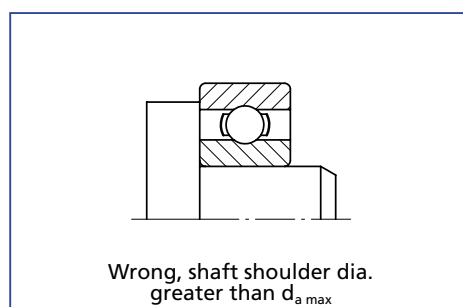
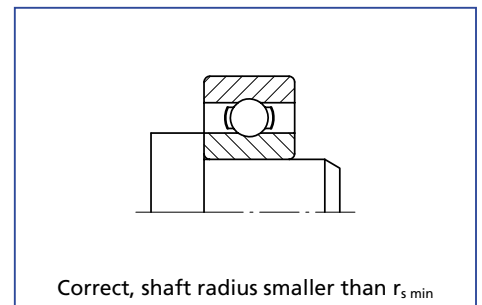
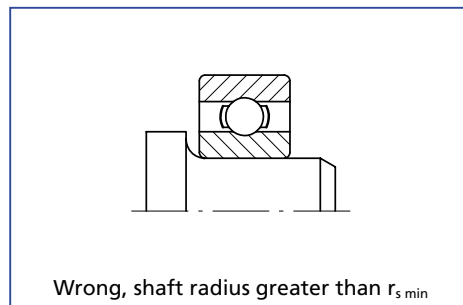
Fig. 11: Ball bearing with heavy outer ring

The assembly conditions are very important for ball bearings to function correctly. The shoulders for the inner and outer ring should allow the axial load to be transferred safely without allowing the rings to tilt against each other.

The values for the largest ( $d_{a\ max}$ ) and for the smallest ( $d_{a\ min}$ ) permissible shoulder diameter for the shaft and the values for the largest permissible shoulder diameter for the housing ( $D_{a\ max}$ ) are given in the dimension tables.

The following specifications should be taken into consideration:

- The shoulder diameter of the housing must in any case be smaller than  $D_{a\ max}$ , the shoulder diameter of the shaft must not be smaller than  $d_{a\ min}$ .
- The radius on the shaft and housing must not be larger than the corner radius  $r_{s\ min}$  of the ball bearing. An undercut is preferable here. The edge radii of the ball bearings are not suitable for locating the ball bearing in any way.
- The axial runout of the mating surfaces should not be greater than the maximum axial runout of the ball bearing used. The performance of the ball bearing could otherwise be influenced.



The examples apply analogously to the ball bearing housing.



The fits of the ball bearing on the shaft and in the housing essentially determine the operational behaviour of miniature ball bearings. When selecting fitting tolerances, the following criteria should therefore be considered:

### Rotation Conditions

Rings with circumferential loading should have a tighter fit than rings with point loading.

Circumferential loading occurs in the case of rotating ring and stationary load or stationary ring and rotating load. Point loading occurs in the case of a stationary ring and stationary load or rotating ring and rotating load.

### Running Accuracy

The same high standard of accuracy and surface quality expected of the bearing must be applied to shaft and housing.

### Loading

Higher loads demand tighter fits.

### Temperature

There may be temperature differences between the ball bearing and mating components while the ball bearing is in operation. The dimensional changes caused by differential expansion should be taken into consideration.

In the case of miniature bearings great importance is placed on simple mounting and high running accuracy, hence only a close sliding or transition fit is usually possible. Furthermore it must be remembered that irregularities on the shaft or in the housing bore are transferred to the relatively thin-walled bearing rings. In order to improve the fit, it is possible to calibrate the bore and outside diameter into groups (see page 58).

The values shown in tables 12 and 13 are only valid for materials with similar thermal expansion coefficients ( $11 \cdot 10^{-6} \cdot \text{K}^{-1}$ ).

If the expansion coefficient varies or if there are temperature variations between the outer ring and housing or between the inner ring and shaft, tolerances which ensure the appropriate fit at operating temperatures should be selected.



Shaft tolerances in  $\mu\text{m}$   
.0001"

| Ball bearing bore<br>Grade →<br><b>Tolerance in <math>\mu\text{m}</math></b><br>Tolerance in .0001 inch → | P0<br><b>0/-8</b><br>0/-3 | P5<br><b>0/-5</b><br>0/-2 | Calibration<br>(page 58) |                           | Type of Fit    |
|---|---------------------------|---------------------------|--------------------------|---------------------------|----------------|
|   |                           |                           | <b>0/-2,5</b><br>0/-1    | <b>-2,5/-5</b><br>-1/-2   |                |
| <b>Operating Conditions</b>   |                           |                           |                          |                           |                |
| Low loading<br>Medium speed<br>No vibration   | <b>-5/-13</b><br>-2/-5    | <b>-5/-11</b><br>-2/-4    | <b>-5/-8</b><br>-2/-3    | <b>-8/-11</b><br>-3/-4    | Sliding fit    |
| Low to<br>medium loading<br>Medium speed<br>Low vibration   | <b>0/-8</b><br>0/-3       | <b>0/-6</b><br>0/-2.5     | <b>0/-3</b><br>0/-1.2    | <b>-3/-6</b><br>-1.2/-2.5 | Transition fit |
| Heavy loading<br>High speed<br>High frequency<br>vibrations   | <b>+4/-4</b><br>+1.6/-1.6 | <b>+4/-2</b><br>+1.6/-1   | <b>+4/+1</b><br>+1.6/+4  | <b>+1/-2</b><br>+.4/-1    | Press fit      |

Table 12: Shaft tolerances

Housing tolerances in  $\mu\text{m}$   
.0001"

| Ball bearing outside diameter<br>Grade →<br><b>Tolerance in <math>\mu\text{m}</math></b><br>Tolerance in .0001 inch → | P0<br><b>0/-8</b><br>0/-3 | P5<br><b>0/-5</b><br>0/-2 | Calibration<br>(page 58)  |                           | Type of Fit    |
|---|---------------------------|---------------------------|---------------------------|---------------------------|----------------|
|   |                           |                           | <b>0/-2,5</b><br>0/-1     | <b>-2,5/-5</b><br>-1/-2   |                |
| <b>Operating Conditions</b>   |                           |                           |                           |                           |                |
| Low loading<br>Medium speed<br>No vibration   | <b>+5/-3</b><br>+2/-1.2   | <b>+5/-1</b><br>+2/-4     | <b>+5/+2</b><br>+2/+1     | <b>+2/-1</b><br>+1/-4     | Sliding fit    |
| Low to<br>medium loading<br>Medium speed<br>Low vibration   | <b>0/-8</b><br>0/-3       | <b>0/-6</b><br>0/-2.5     | <b>0/-3</b><br>0/-1.2     | <b>-3/-6</b><br>-1.2/-2.5 | Transition fit |
| Heavy loading<br>High speed<br>High frequency<br>vibrations   | <b>-4/-12</b><br>-1.6/-5  | <b>-3/-9</b><br>+1.2/-3.5 | <b>-3/-6</b><br>+1.2/-2.5 | <b>-6/-9</b><br>-2.5/-3.5 | Press fit      |

Table 13: Housing tolerances

The information on this page applies to steel shafts and housings. The linear thermal expansion coefficient of other materials (e.g. aluminium housing) must be taken into consideration at operating temperatures other than ambient (20 °C).

## Reduction in Radial Clearance due to Heat

The ball bearing radial clearance relates to an ambient temperature of 20 °C and excludes external loads with exception of the measuring load. Frictional heat to be dissipated or a temperature difference between rotor and stator have the effect of a temperature difference between the inner and outer ring.

The differential expansion between inner ring and outer ring may lead to a reduction in radial clearance which should be taken into consideration in the set-up of the ball bearing:

$$RV = \Delta d_a - \Delta d_i$$

RV = Radial clearance reduction [ $\mu\text{m}$ ]

$\Delta d_a$  = Diameter change on outer ring between the temperature t and the ambient temperature of 20 °C [ $\mu\text{m}$ ]

$\Delta d_i$  = Diameter change on inner ring between the temperature t and the ambient temperature of 20 °C [ $\mu\text{m}$ ]

The diameter change caused by the temperature difference is calculated

for the outer ring:  $\Delta d_a = d_{0a} \cdot \alpha \cdot \Delta t$   
and

for the inner ring:  $\Delta d_i = d_{0i} \cdot \alpha \cdot \Delta t$

$d_{0a}$  = Raceway diameter on outer ring at 20 °C [ $\mu\text{m}$ ]

$d_{0i}$  = Raceway diameter on inner ring at 20 °C [ $\mu\text{m}$ ]

$\alpha$  = Length expansion coefficient [ $\text{K}^{-1}$ ],  
for 100Cr6 ...  $11.0 \cdot 10^{-6} \text{K}^{-1}$   
for X65Cr13 ...  $10.5 \cdot 10^{-6} \text{K}^{-1}$

$\Delta t$  = Temperature difference between the temperature t and the ambient temperature 20 °C [K]

### Example:

Bearing SS6000 GPR J ( $d = 10 \text{ mm}$ ,  $D = 26 \text{ mm}$ ,  $D_W = 4,763 \text{ mm}$ ) reaches an inner ring temperature of 60 °C and an outer ring temperature of 30 °C during operation. The following raceway diameters are set due to heat expansion:

#### Outer ring:

$$d_{0a} \approx (d+D)/2 + D_W \approx (10+26)\text{mm}/2 + 4,763 \text{ mm} \approx 22,763 \text{ mm}$$

$$\Delta d_a = d_{0a} \cdot \alpha \cdot \Delta t$$

$$\Delta d_a = (22,763 \cdot 10^3) \mu\text{m} \cdot 10,5 \times 10^{-6} \text{K}^{-1} \cdot 10 \text{ K} = 2,4 \mu\text{m}$$

#### Inner ring:

$$d_{0i} \approx (d+D)/2 - D_W \approx (10+26)\text{mm}/2 - 4,763 \text{ mm} \approx 13,237 \text{ mm}$$

$$\Delta d_i = d_{0i} \cdot \alpha \cdot \Delta t$$

$$\Delta d_i = (13,237 \cdot 10^3) \mu\text{m} \cdot 10,5 \times 10^{-6} \text{K}^{-1} \cdot 40 \text{ K} = 5,6 \mu\text{m}$$

#### Reduction in Radial Clearance:

$$RV = \Delta d_a - \Delta d_i$$

$$RV = 2,4 \mu\text{m} - 5,6 \mu\text{m} = -3,2 \mu\text{m}$$

This gives a radial clearance reduction of 3.2  $\mu\text{m}$ . Our rough estimation does not take into consideration the influence of the balls which would only effect the result slightly.

If the result is positive, an increase in radial clearance should be considered.

## Reduction in Radial Clearance due to Interference Fit

When selecting the fitting tolerances, you should note that an interference fit causes a reduction in radial clearance. This depends on the effective interference fit and also on the ring thickness ratio and may be calculated very simply.

$$RV = k \cdot \ddot{u}$$

RV = Radial clearance reduction [ $\mu\text{m}$ ]

$\ddot{u}$  = Largest fitting size [ $\mu\text{m}$ ]

k = Factor from table 14 whereby it is presumed that the inner ring is pressed onto a complete shaft or the outer ring is pressed into a stable, practically non-deformable housing.

If there is an interference fit on both the shaft and housing, both values should be added to give the complete radial clearance reduction.

### Example:

Ball bearing 623 P5 GPR Y is fitted on the shaft with a press fit and with a transition fit in the housing. This results in the following interference fit:

$$\left. \begin{array}{l} \text{Bore: } \pm 0 / -5 \mu\text{m} \\ \text{Shaft: } +4 / -2 \mu\text{m} \end{array} \right\} = 9 \mu\text{m}$$

$$\left. \begin{array}{l} \text{Outer diameter: } \pm 0 / -5 \mu\text{m} \\ \text{Housing diameter: } \pm 0 / -6 \mu\text{m} \end{array} \right\} = 6 \mu\text{m}$$

Taking the relevant k value for 623 from table 14 the following radial clearance reduction is achieved:

for the inner ring

$$RV = k \cdot \ddot{u} = 0,5 \cdot 9 \mu\text{m} = 4.5 \mu\text{m}$$

and

for the outer ring

$$RV = k \cdot \ddot{u} = 0,8 \cdot 6 \mu\text{m} = 4.8 \mu\text{m}$$

Thus a total maximum radial clearance reduction of 9.3  $\mu\text{m}$  results. This must be taken into consideration when selecting the radial clearance of a bearing.

| Basic Type | IR  | OR  | Basic Type | IR  | OR  | Basic Type | IR  | OR  |
|------------|-----|-----|------------|-----|-----|------------|-----|-----|
| 681        | 0,6 | 0,8 | 695        | 0,6 | 0,8 | 1016       | 0,6 | 0,8 |
| 691        | 0,5 | 0,8 | 605        | 0,6 | 0,8 | 1191       | 0,6 | 0,8 |
| 68/1,5     | 0,6 | 0,8 | 625        | 0,6 | 0,8 | 1397       | 0,6 | 0,8 |
| 69/1,5     | 0,5 | 0,8 | 635        | 0,5 | 0,8 | 5/64       | 0,6 | 0,7 |
| 682        | 0,7 | 0,8 | 686        | 0,7 | 0,8 | 2380       | 0,8 | 0,9 |
| 692        | 0,6 | 0,8 | 696        | 0,7 | 0,8 | 3/32       | 0,5 | 0,9 |
| 67/2,35    | 0,8 | 0,8 | 626        | 0,6 | 0,8 | 3175       | 0,8 | 0,9 |
| 68/2,35    | 0,8 | 0,9 | 687        | 0,8 | 0,8 | 1/8A       | 0,7 | 0,9 |
| 68/2,5     | 0,7 | 0,8 | 697        | 0,7 | 0,8 | 1/8B       | 0,6 | 0,8 |
| 69/2,5     | 0,6 | 0,8 | 607        | 0,7 | 0,8 | 3967       | 0,7 | 0,9 |
| 60/2,5     | 0,6 | 0,7 | 627        | 0,6 | 0,8 | 4763A      | 0,9 | 0,9 |
| 673        | 0,8 | 0,9 | 688A       | 0,9 | 0,8 | 4763B      | 0,8 | 0,9 |
| 683        | 0,7 | 0,8 | 688        | 0,8 | 0,9 | 3/16       | 0,6 | 0,8 |
| 693        | 0,7 | 0,9 | 698        | 0,7 | 0,8 | 6350A      | 0,9 | 0,9 |
| 623        | 0,5 | 0,8 | 608        | 0,7 | 0,8 | 6350B      | 0,8 | 0,9 |
| 674        | 0,8 | 0,9 | 689        | 0,8 | 0,9 | 1/4A       | 0,7 | 0,8 |
| 684        | 0,8 | 0,8 | 699        | 0,7 | 0,8 | 1/4        | 0,6 | 0,8 |
| 694        | 0,7 | 0,7 | 609        | 0,6 | 0,8 | 7938       | 0,8 | 0,9 |
| 604        | 0,6 | 0,8 | 629        | 0,6 | 0,8 | 3/8        | 0,7 | 0,8 |
| 624        | 0,6 | 0,8 | 6800       | 0,8 | 0,9 |            |     |     |
| 634        | 0,5 | 0,8 | 6900       | 0,7 | 0,8 |            |     |     |
| 675        | 0,9 | 0,9 | 6000       | 0,7 | 0,8 |            |     |     |
| 685        | 0,8 | 0,8 |            |     |     |            |     |     |

Table 14: k-factor for inner ring (IR) and outer ring (OR)



# Calibration of Bore and Outside Diameter

In order to achieve a uniform fit of the bearing on the shaft and in the housing it is necessary to limit the diameter tolerances of the bearings. As it is very difficult to control very small tolerances in series production, selective grading may be necessary. Only bearings in the quality grades P5 or ABEC5 or better can be graded into groups of 2.5 μm (.0001 inch) or 1.25 μm (.00005 inch). The diameter of the shaft and housings must also be graded to allow matching.

**Due to technical reasons, it is not possible to supply bearings in only one specific tolerance group.**

The following symbols are used for the classification of calibrated bearings:

| Calibration                   | In groups of 2.5 μm or .0001 inch | In groups of 1.25 μm or .00005 inch |
|-------------------------------|-----------------------------------|-------------------------------------|
| Bore d and outside diameter D | X                                 | X4                                  |
| Bore d only                   | XB                                | X4B                                 |
| Outside diameter D only       | XD                                | X4D                                 |

Table 15: Classification of calibrated ball bearings

**Example:**

623 P5 GPR X4B Y

X4B = bore calibrated in groups of 1.25 μm.

The outside diameter is not calibrated.

Several tolerance groups result due to calibration.

The relevant group is indicated on the packaging of the bearing, according to the following code:

|                |                       | Outside Diameter D                     |                |                  |                 |                      |                       |                     | not calibrated |    |           |
|----------------|-----------------------|--|----------------|------------------|-----------------|----------------------|-----------------------|---------------------|----------------|----|-----------|
|                |                       | Tolerance field in 0.001 mm .0001 inch | 0/-2.5<br>0/-1 | -2.5/-5<br>-1/-2 | 0/-1.25<br>0/-5 | -1.25/-2.5<br>-.5/-1 | -2.5/-3.75<br>-1/-1.5 | -3.75/-5<br>-1.5/-2 |                |    |           |
|                |                       | Code                                   | 1              | 2                | A               | B                    | C                     | D                   |                |    |           |
| Bore d         | 0/-2.5<br>0/-1        | 1                                      | 11             | 12               |                 |                      |                       |                     | 10             |    |           |
|                |                       |  | X              |                  |                 |                      |                       |                     | XB             |    |           |
|                | -2.5/-5<br>-1/-2      | 2                                      | 21             | 22               |                 |                      |                       |                     | 20             |    |           |
|                | 0/-1.25<br>0/-5       | A                                      |                |                  | AA              | AB                   | AC                    | AD                  | A0             |    |           |
|                | -1.25/-2.5<br>-.5/-1  | B                                      |                |                  | BA              | BB                   | BC                    | BD                  | B0             |    |           |
|                | -2.5/-3.75<br>-1/-1.5 | C                                      |                |                  | CA              | CB                   | CC                    | CD                  | C0             |    |           |
|                | -3.75/-5<br>-1.5/-2   | D                                      |                |                  | DA              | DB                   | DC                    | DD                  | D0             |    |           |
| not calibrated |                       |  | 01             | XD               | 02              | 0A                   | 0B                    | X4D                 | 0C             | 0D | no symbol |

Table 16: Key to tolerance groups

**Examples:**

**Code 21:**

Bore -2.5/-5 μm  
O.D. 0/-2.5 μm

**Code BC:**

Bore -1.25/-2.5 μm  
O.D. -2.5/-3.75 μm

**Code A0:**

Bore 0/-1.25 μm  
O.D. not calibrated

**Code 02:**

Bore not calibrated  
O.D. -2.5/-5 μm

**Method of group classification:**

Bore diameter: the smallest measured diameter determines the class

Outside diameter: the largest measured diameter determines the class

Two types of elastic yield should be distinguished with ball bearings: axial and radial yield.

### Axial Elastic Yield

The axial elastic yield of a ball bearing is the distance which the inner ring moves axially compared with the outer ring when the axial clearance of the bearing has been removed, and the bearing is axially loaded. It does not increase linearly with the applied load as the contact areas between balls and raceways become larger with increasing load.

### Radial Elastic Yield

The radial elastic yield is caused by a radial force component after radial play has been removed. Given similar conditions, with small contact angles the radial yield is considerably less than the axial yield. With increasing contact angle, the radial yield increases while the axial yield decreases, up to a contact angle of approx. 35°, when values become practically the same.

Both types of yield depend on the internal construction of the bearing, the radial clearance and applied load.

The relatively large amount of yield can be reduced by using preloaded bearing pairs (see "Duplex Bearings", pages 62 and 63). Preloading will result not only in a reduction of the elastic yield, resulting in increased rigidity, but also in a near to linear relationship between loading and yield for a considerably wide range of applied load. For instance, a ball bearing pair with 10 N preload will maintain linearity up to approximately 30 N external axial load.

To estimate this, the following formula can be used:

$$F_v \approx F_a / 3$$

$F_v$  = axial preload [N]  
 $F_a$  = axial bearing loading [N]

Please ask our technical support for further information.

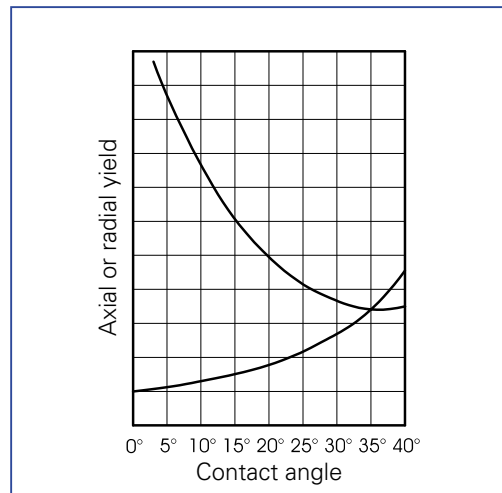


Figure 17: Yield depending on contact angle

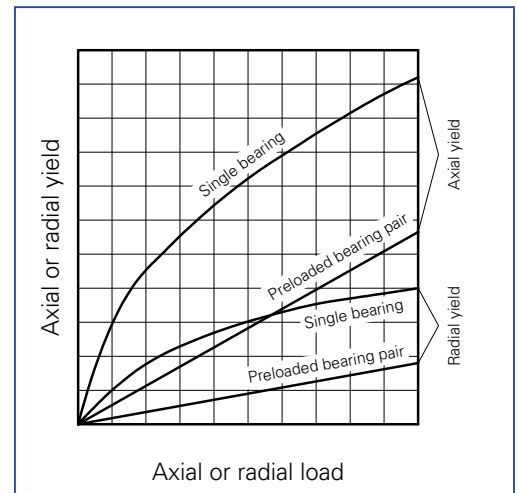


Figure 18: Yield depending on load



# Relationship between Radial Clearance, Axial Clearance and Contact Angle

## Radial Clearance

Radial clearance is the measured value of the total movement of one ring relative to the other in a plane perpendicular to the bearing axis. Although radial clearance has no effect on the quality of the bearing, it has a significant effect on its performance.

Basically the selection of radial clearance depends on the fit of the bearing on the shaft and in the housing (see pages 56 and 57 for radial clearance reduction). Greater radial clearance than standard should be specified if the bearing is running under axial load conditions, operates at high speed, or when low torque is required.

Less than normal radial clearance should be specified if only radial load is applied or minimum noise is required. Small radial clearance is often recommended in order to reduce the axial clearance of an instrument. However, where low axial clearance is required, we advise to use matched bearings (see Duplex Bearings pages 62 and 63). Radial clearance and references are shown in tables on page 6.

## Axial Clearance

The axial clearance is the measured value in which one bearing ring can move axially in relation to the other. In bearings of the same type, axial clearance depends on radial clearance.

## Contact Angle

The contact angle is formed between the connecting line of the contact points ball/raceways and a plane perpendicular to the axis. It is formed when the axial clearance is removed by the opposite axial movement of the bearing rings. The contact angle is influenced by radial clearance, curvature and axial load of the bearing.

The average values for the axial clearance and the contact angle in relation to the radial clearance and curvature of the ball bearing, can be taken from figure 20 on page 61.

Table 19 lists the bearing basic types and graphs to be used.

| Basic Type | Graph | Graph | Basic Type | Graph | Graph | Basic Type | Graph | Graph |
|------------|-------|-------|------------|-------|-------|------------|-------|-------|
| 681        | 1     | A     | 695        | 6     | B     | 1016       | 2     | A     |
| 691        | 3     | A     | 605        | 7     | B     | 1191       | 3     | A     |
| 68/1,5     | 3     | A     | 625        | 9     | C     | 1397       | 4     | A     |
| 69/1,5     | 3     | A     | 635        | 10    | C     | 5/64       | 4     | A     |
| 682        | 3     | A     | 686        | 7     | B     | 2380       | 3     | A     |
| 692        | 4     | A     | 696        | 7     | B     | 3/32       | 6     | A     |
| 67/2,35    | 5     | B     | 626        | 10    | C     | 3175       | 4     | A     |
| 68/2,35    | 4     | A     | 687        | 7     | B     | 1/8A       | 6     | A     |
| 68/2,5     | 4     | A     | 697        | 9     | B     | 1/8B       | 6     | A     |
| 69/2,5     | 5     | A     | 607        | 10    | C     | 3967       | 4     | A     |
| 60/2,5     | 5     | A     | 627        | 11    | C     | 4763A      | 4     | A     |
| 673        | 10    | C     | 688A       | 5     | A     | 4763B      | 4     | A     |
| 683        | 5     | A     | 688        | 9     | B     | 3/16       | 8     | A     |
| 693        | 6     | B     | 698        | 9     | B     | 6350A      | 4     | A     |
| 623        | 6     | B     | 608        | 11    | C     | 6350B      | 7     | A     |
| 674        | 4     | A     | 689        | 9     | B     | 1/4A       | 9     | A     |
| 684        | 6     | B     | 699        | 9     | B     | 1/4        | 10    | B     |
| 694        | 6     | B     | 609        | 11    | C     | 7938       | 5     | A     |
| 604        | 6     | B     | 629        | 12    | C     | 3/8        | 10    | B     |
| 624        | 8     | B     | 6800       | 9     | B     |            |       |       |
| 634        | 9     | C     | 6900       | 10    | C     |            |       |       |
| 675        | 4     | A     | 6000       | 12    | C     |            |       |       |
| 685        | 6     | B     |            |       |       |            |       |       |

Table 19: Assignment of graphs for figure 20

**Example:**

Ball bearing 623, radial clearance 0.015 mm

from table 19: graph 6, graph B

from figure 20: contact angle  $17^{\circ}30'$ , axial clearance 0.097 mm

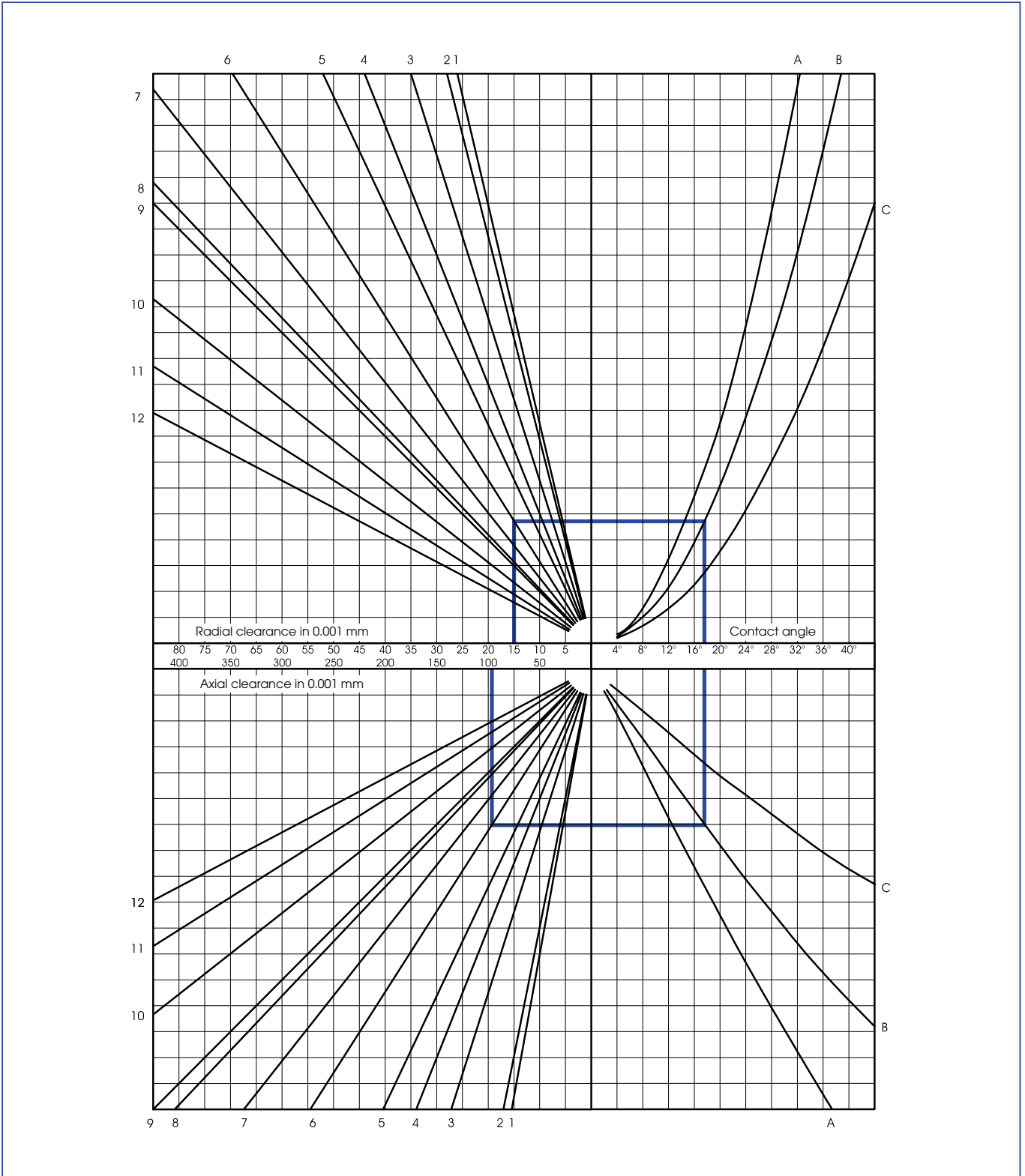


Figure 20: Contact angle and axial clearance



## Duplex Bearings

Duplex bearings are two matched bearings which, depending on the requirements, provide the following characteristics:

- accurate bearing positioning in radial and axial directions, which can vary from defined clearance to controlled rigidity.
- limitation of the system's yield.
- higher load capacity compared to single bearings.

The matching of the bearings is achieved by loading each single bearing with the desired preload and then grinding the inner or outer rings until the surfaces of both rings are flush with each other.

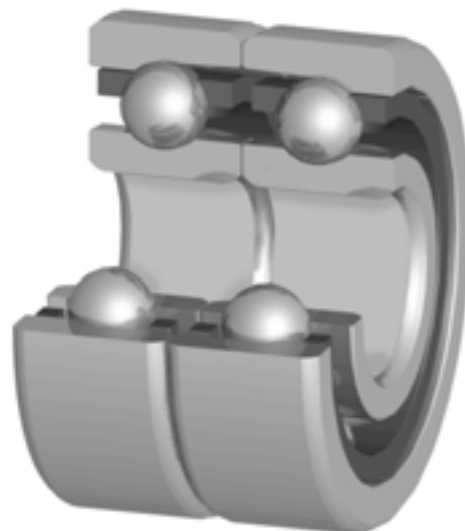
Two of the bearings treated in this manner are assembled according to the instructions on the package and loaded axially until the ground faces meet, this repeats the preload previously set in manufacture. Depending on the matching used either the inner rings or the outer rings or possibly both are preloaded against each other.

The ball bearings must be mounted according to the instructions on the packaging labels. If there are no special customer requirements, our ball bearings are paired with a preload of 5 N and a nominal contact angle of 15°. In principle this can, however, be altered to suit the operating conditions and requirements. The preload should not, however, be set higher than necessary as it will unnecessarily increase the torque. This has a direct influence on the life of the ball bearing.

The radial clearance should be set higher than usual for Duplex bearings so that the contact angle, the rigidity and the axial loading become greater.

In order to achieve optimum fits duplex bearings are always calibrated into two groups on the bore and outside diameter and supplied packaged with the same code. They should also, if possible, be fitted with calibrated shafts and housings (see page 58).

The ball bearing fits should therefore be selected carefully as an interference fit on the inner or outer ring would change the preload.







# The Three Types of Duplex Assembly for Radial Ball Bearings

## Back to Back

### O arrangement (DB)

(reference 1)

With the "back to back" bearing pair the inner rings are clamped together. The contact angle lines between the outer ring raceway, ball and inner raceway diverge. This results in a maximum spread giving high rigidity. This is the reason why this type of duplex bearing is most commonly used.

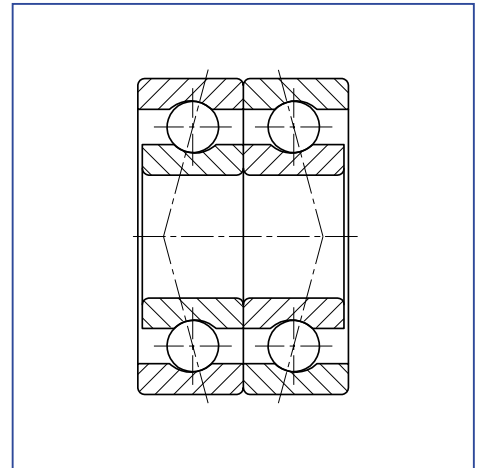


Figure 21: Back to back

## Face to Face

### X arrangement (DF)

(reference 2)

With the "face to face" bearing pair the outer rings are clamped together. The contact lines converge resulting in a smaller spread and more elasticity.

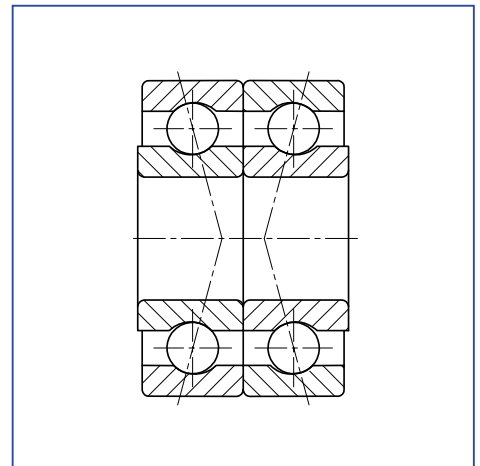


Figure 22: Face to face

## Tandem (DT)

(reference 3)

While duplex bearings mounted "back to back" or "face to face" are suitable to accommodate axial loading in both directions, a tandem mounted bearing pair is capable of accepting a very high axial load in one direction only. With this type of bearing pair, preloading and reduction of play can only be achieved, by preloading against another bearing or bearing pair.

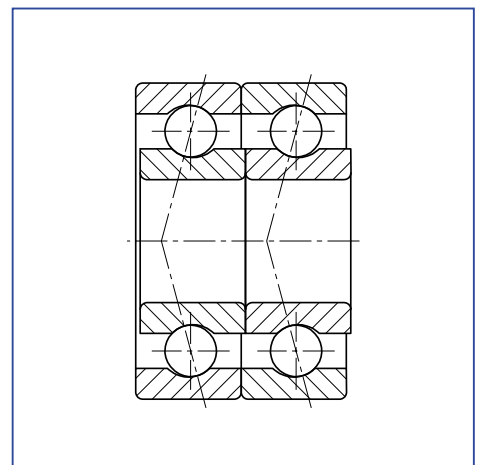


Figure 23: Tandem

The misalignment of a bearing is the degree to which both rings can be tilted relative to each other. The misalignment angle depends on the radial clearance and the internal geometry of the bearing.

Too much misalignment of the rings should always be avoided, as even a small angle of 2' to 3' increases the noise level noticeably. Attention must be paid to accurate alignment when designing bearing seats and adjacent surfaces.

Figure 25 shows the free misalignment (without load) depending on radial clearance, for the complete bearing range.

| Basic Type | Graphs | Basic Type | Graphs | Basic Type | Graphs |
|------------|--------|------------|--------|------------|--------|
| 681        | 1      | 685        | 7      | 6000       | 10     |
| 691        | 2      | 695        | 8      | 1016       | 1      |
| 68/1,5     | 1      | 605        | 5      | 1191       | 1      |
| 69/1,5     | 3      | 625        | 9      | 1397       | 1      |
| 682        | 3      | 635        | 10     | 5/64       | 3      |
| 692        | 3      | 686        | 5      | 2380       | 3      |
| 67/2,35    | 3      | 696        | 6      | 3/32       | 4      |
| 68/2,35    | 3      | 626        | 10     | 3175       | 4      |
| 68/2,5     | 3      | 687        | 6      | 1/8A       | 4      |
| 69/2,5     | 4      | 697        | 8      | 1/8B       | 6      |
| 60/2,5     | 4      | 607        | 10     | 3967       | 6      |
| 673        | 4      | 627        | 10     | 4763A      | 6      |
| 683        | 4      | 688A       | 8      | 4763B      | 5      |
| 693        | 4      | 688        | 8      | 3/16       | 5      |
| 623        | 6      | 698        | 8      | 6350A      | 7      |
| 674        | 5      | 608        | 10     | 6350B      | 5      |
| 684        | 6      | 689        | 8      | 1/4A       | 7      |
| 694        | 7      | 699        | 9      | 1/4        | 10     |
| 604        | 7      | 609        | 10     | 7938       | 8      |
| 624        | 6      | 629        | 10     | 3/8        | 9      |
| 634        | 9      | 6800       | 9      |            |        |
| 675        | 6      | 6900       | 9      |            |        |

Table 24: Assignment of the graphs for calculating the misalignment

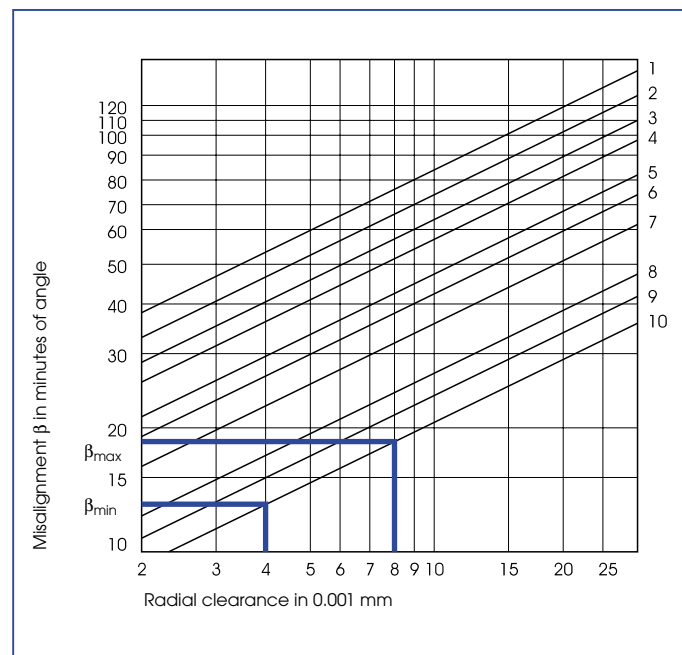


Figure 25: Misalignment calculation

### Example:

The minimum and maximum possible free misalignment is to be calculated for the ball bearing SS608 C4/8 GPR J:

The basic type 608 is assigned to graph 10 according to table 24. Vertical projection of the radial clearance limits 4 or 8 mm gives 2 points on the corresponding graphs (10) which can be transferred to the left on the misalignment scale.

Thus:

the minimum possible free misalignment:

$\beta_{\min} \approx 13$  minutes of angle

the maximum possible free misalignment:

$\beta_{\max} \approx 18$  minutes of angle



# High-Precision Ball Bearing Handling and Failure Analysis

## High-Precision Ball Bearing Handling

Our ball bearings are manufactured with extreme care and then packaged in order to avoid contamination and corrosion. During mounting of the bearings, the following advice should be heeded:

- Bearings should be stored in their original package in clean, dry rooms, under constant temperature conditions.
- Bearings should only be removed from their original package shortly before installation if possible using tweezers or finger stalls.
- Care should be taken that the place of assembly is clean and well lit and that all other parts are equally clean.
- The bearings should not be subjected to shock and assembly force should only be applied to the ring being fitted, never transferred through the balls.
- If glued connections are used care should be taken to ensure that excess glue does not enter the bearing.
- Relubrication should only be carried out with the identical lubricant with identical purity. We recommend having the bearings lubricated by the manufacturer.

## Failure Analysis

Special examinations are essential in order to establish the cause of failure or to estimate the life expectancy of bearings. We will be pleased to assist you in this matter.

Valuable information is obtained if bearings are disassembled and examined after a certain time of operation and not only after failure.

If you dismount bearings, mark the bearing rings so you can reproduce the original position.

The packaging protects the bearing from contamination, corrosion and damage during transport and storage. Bearings from opened packages should be used as soon as possible.

Each individual package is labelled with bearing specifications, factory order number and packaging date.

We mainly use the following forms of packaging:

- Strip Packaging (CP)  
The standard packaging contains 5 or 10 ball bearings sealed separately in transparent plastic envelopes.
- Vacuum Packaging (LL)  
Usually 50 or 100 ball bearings placed side by side are sealed in a transparent plastic envelope under vacuum.
- Quantity Packaging (KAF)  
Large quantities of ball bearings are packed in lined boxes. To keep waste to a minimum we do not pack the ball bearings inside.
- Special Packaging  
Special packages are prepared according to customer requirements as far as possible and are available on request.



Fig. 26: Strip packaging (CP)



Fig. 27: Vacuum packaging (LL)



Fig. 28: Quantity packaging (KAF)



# GRW Quality – Internationally Certified According to DIN EN ISO 9001

GRW products have always met the highest quality standards across the world as numerous awards from renowned customers prove.

We of course acknowledge that a certain amount of trust has developed among our customers over the many years of business relations. At the same time we are fully committed to providing our customers and future partners with the highest possible level

of confidence by means of a modern and proven quality management system based on DIN EN ISO 9001.

In order to assure high quality standards to these requirements we have had our quality management system assessed and certified to DIN EN ISO 9001 by independent and internationally recognised institutions:



We are able to provide cost effective quality products and services due to the flawless and economic implementation of all company procedures, not just in manufacture but in all areas.

Our engineers develop ball bearings for applications with high standards such as medical and dental technology, vacuum, aeronautical and aerospace applications together with complete subassemblies.



All of our products, both the high-precision and standard ball bearings, are produced on the same highly accurate production systems millions of times over.

Are you looking for a solution for your ball bearing problem? Then contact us.

We will be pleased to help you – all over the world!



## Explanation of Basic Terms

**Closure** – Protects the interior of the ball bearing against contamination and the components surrounding the ball bearing against escaping lubricant. The protection grade depends on the type of closure chosen and on the operating conditions. You will find more information on this in the chapter “Closures”.

**Alignment** – Mounting configuration where the axes of the two bearings are identical.

**Retainer** – A ring with equally spaced ball pockets, which separates the balls from each other in the bearing raceway.

**Combined Load** – A force which is neither purely radial nor axial in nature, but simultaneously perpendicular and parallel to the axis.

**Ball Pockets** – The inner surfaces of a retainer which touch the ball surfaces.

**Raceway Profile** – The form of the raceway as seen in cross section.

**Roundness** – The roundness deviation is calculated by measuring the radius deviation using scanning equipment. You will find detailed information on this among other places in DIN ISO 4291 and DIN ISO 6318.

**Curvature** – The proportion of the radius of the raceway profile to the diameter of the ball.

Curvature [%] =

$$\frac{100 \times \text{radius of raceway profile}}{\text{ball diameter}}$$

**Angular Contact Bearing, non-separable** (AC ball bearing) – Bearings with inner or outer ring lands relieved to facilitate snap-in assembly. This bearing, similar to a magneto bearing, can take axial loads in one direction only.

**Angular Contact Bearing, separable** (L2T ball bearing) – Bearings with inner ring land relieved to facilitate removal of inner ring. The ball set is held in the outer ring by a special retainer. This bearing, similar to a magneto bearing, can take axial loads in one direction only.

**Quality Grade** – Term for the tolerances of a ball bearing. The individual tolerance values are defined in various standards such as DIN 620 T1, ISO 492, ISO 1224, AFBMA Std. 12 and 20. The definitions of the terms are defined among other places in DIN ISO 1132 and the measuring method in DIN 620 T1 and ISO TR 9274.

**Full Complement Bearing** – A bearing with a maximum number of balls. These bearings have no retainer. See the chapter “Retainer Types” about the different types.

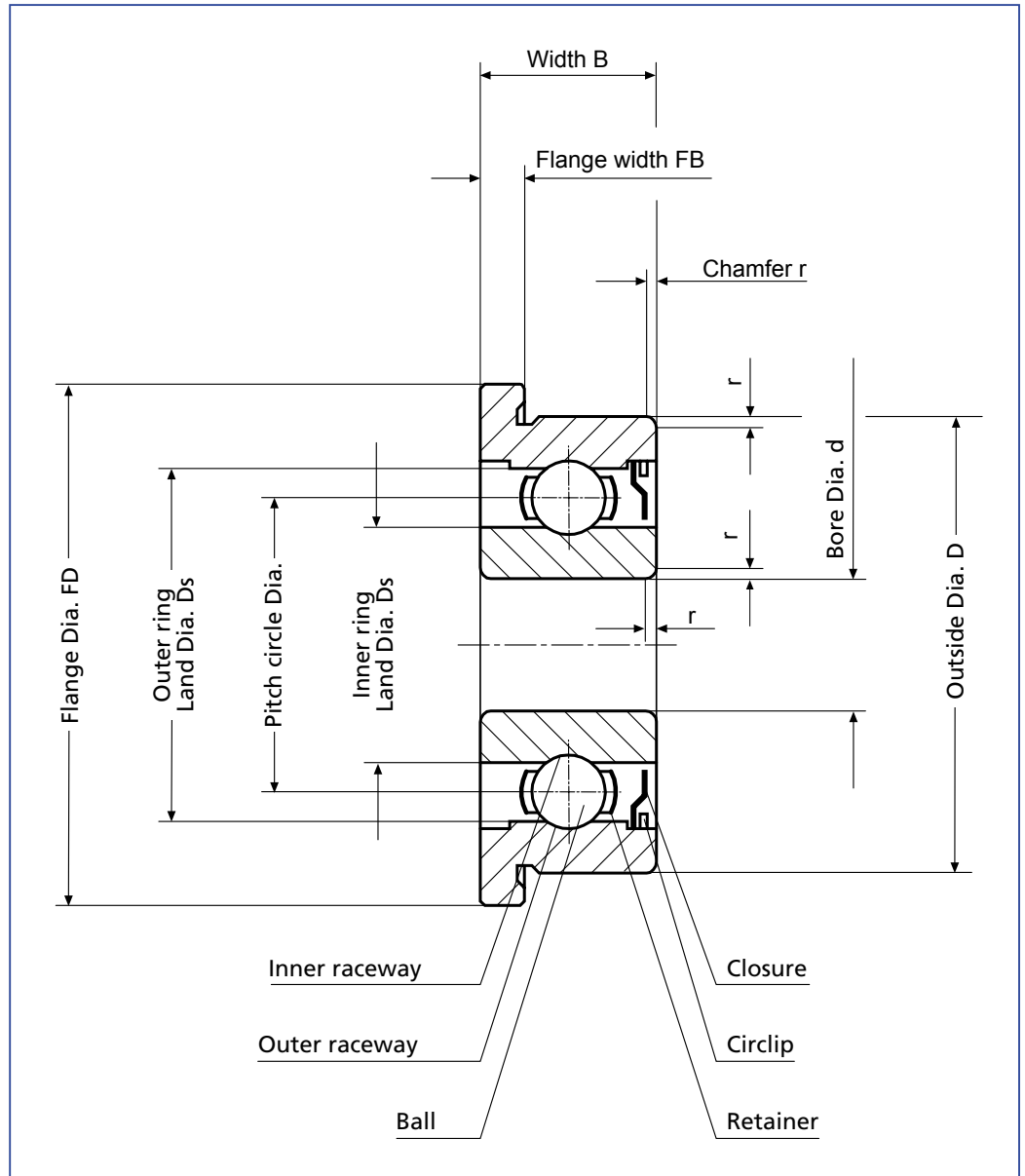


Fig. 29: Ball bearing parts



## A Glance at the GRW Production Plant



Turning



Hardening




Grinding





Quality assurance



Assembly

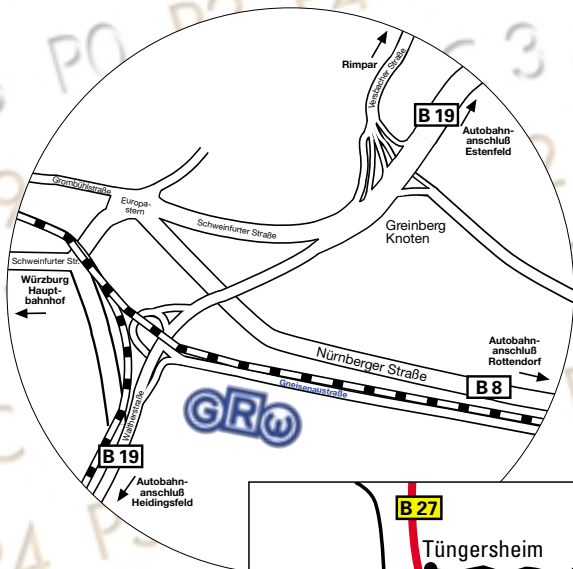


Assembly



# Index

|   | Page           |                                | Page                 |
|---|----------------|--------------------------------|----------------------|
| <b>AC Bearings</b>                      | 41             | <b>Quality</b>                 | 34, 35, 67           |
| Accessories                             | 38, 39         | <b>Radial Clearance</b>        | 60, 61               |
| Angular Contact Bearings                | 37, 41         | Radial Clearance Reduction     | 56, 57               |
| Axial Clearance                         | 60             | Radial Runout                  | 34, 35               |
| Axial Runout                            | 34, 35         | Radial Yield                   | 59                   |
| Axial Yield                             | 59             | Reference Speed                | 48, 49               |
| <b>Basic Dynamic Radial Load Rating</b> | 50             | Retainer Types                 | 40, 41               |
| Basic Static Radial Load Rating         | 50             | Roundness                      | 68                   |
| Bearing Types                           | 8 - 33         | Running Accuracy               | 34, 35               |
| Bearings, Analysis                      | 65             | Running Torque                 | 46, 47               |
| Bearings, Numbers                       | 6, 7           | <b>Sealed Bearings</b>         | 20 - 25, 32, 33, 42  |
| Bearings, Terms                         | 67             | Seals                          | 42                   |
| <b>Calibration of Bore and</b>          |                | Shape Accuracy                 | 34, 35               |
| Outside Diameter                        | 58             | Shielded Bearings              | 14 - 19, 28 - 31, 42 |
| Certification                           | 67             | Shields                        | 42                   |
| Coating                                 | 44             | Snap Retainer                  | 40                   |
| Contact Angle                           | 60             | Solid Retainer                 | 41                   |
| Corner Width                            | 8 - 33         | Special Design                 | 36                   |
| Curvature                               | 68             | Special Treatment              | 44                   |
| <b>DB-Arrangement (back to back)</b>    | 62, 63         | Spindle Ball Bearings          | 37                   |
| Deformation                             | 50             | Standard Radial Clearance      | 6, 7                 |
| DF-Arrangement (face to face)           | 62, 63         | Starting Torque                | 46, 47               |
| Dimension Tolerance                     | 34, 35         | Static Equivalent Radial Load  | 50                   |
| Duplex Bearings                         | 62, 63         | Suffix Code                    | 6, 7                 |
| Dynamic Equivalent Radial Load          | 50             | <b>Tandem Arrangement (DT)</b> | 62, 63               |
| <b>Elastic Behaviour of</b>             |                | Tolerances for Bearings        | 34, 35               |
| Deep Groove Ball Bearings               | 59             | Tolerances for Shaft and       |                      |
| Equivalent Load, Radial Load            | 50             | Housing                        | 55                   |
| <b>Fits</b>                             | 54, 55         | Torque                         | 46, 47               |
| Flange Bearings, Mounting               | 52             | <b>Unshielded Bearings</b>     | 8 - 13, 26, 27       |
| Flange Bearings, Types                  | 8 - 33         | <b>Vibration Test</b>          | 46                   |
| Full Complement Bearings                | 41, 68         | <b>Yield, Axial, Radial</b>    | 59                   |
| Functional Tests                        | 46, 47         |                                |                      |
| <b>Greases</b>                          | 44, 45         |                                |                      |
| <b>Handling Instructions</b>            | 65             |                                |                      |
| High-precision Bearings Handling        | 65             |                                |                      |
| Hybrid Bearings                         | 43             |                                |                      |
| <b>Life</b>                             | 51             |                                |                      |
| Limiting Speeds                         | 48, 49         |                                |                      |
| Load Capacities                         | 50             |                                |                      |
| Lubrication                             | 44, 45         |                                |                      |
| <b>Matched Bearings</b>                 | 62, 63         |                                |                      |
| Materials for Rings and Balls           | 43             |                                |                      |
| Mating Surfaces                         | 53             |                                |                      |
| Misalignment                            | 64             |                                |                      |
| Mounting of Bearings                    | 53, 54, 55     |                                |                      |
| <b>Noise Testing</b>                    | 46             |                                |                      |
| Numbering System                        | 6, 7           |                                |                      |
| <b>Oils</b>                             | 44, 45         |                                |                      |
| Open Bearings                           | 8 - 13, 26, 27 |                                |                      |
| Operating Speed                         | 48, 49         |                                |                      |
| <b>Packaging</b>                        | 66             |                                |                      |
| Prefix Code                             | 6, 7           |                                |                      |
| Product Range                           | 4, 5           |                                |                      |



## How to find us:

### Motorway exit

#### “Würzburg-Heidingsfeld”:

B19 direction “Würzburg-Stadtmitte”

After the third traffic light junction,  
turn right after approx. 50 m

Exit “Heimgarten”

Right again into Gneisenaustraße at the  
T-junction

GRW is approx. 150 m on the right-hand side



### Motorway exit “Würzburg-Rottendorf”:

B8 direction “Würzburg-Stadtmitte”

Turn left along Am Greinberg (sign Motorway  
Frankfurt/Stuttgart, B13 Ansbach...)

Exit “Heimgarten” into Gneisenaustrasse

GRW is approx. 150 m on the right-hand side

### Motorway exit “Würzburg-Estenfeld”:

B19 direction “Würzburg”

Use left-hand lane on Am Greinberg  
(sign Motorway Frankfurt/Stuttgart, B13  
Ansbach...)

Exit “Heimgarten” into Gneisenaustrasse

GRW is approx. 150 m on the right-hand side



GEBR. REINFURT GmbH & Co. KG  
High-Precision Ball Bearings

Gneisenaustraße 10/11  
D-97074 Würzburg (Germany)

Postfach 6360  
D-97013 Würzburg (Germany)

phone: +49/931/79 52-0

fax: +49/931/79 52-300

e-mail: [info@grw.de](mailto:info@grw.de)

<http://www.grw.de>