


neuweg

A MEMBER OF THE NSK GROUP

NSK

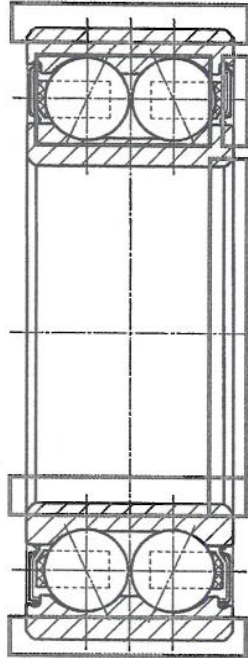
New tasks require
new solutions –
Let's work together
on them!





EXAMPLES OF VARIATION POSSIBILITIES

Inner design for loads:
 DIN/ISO 76
 DIN/ISO 281



Outer ring according to customer request

- diameter
 - width
 - with notch
 - with bore/thread
- Shape

- spherical
- gothic profile of the raceway
- V-profile
- groove turned or ground

Seals according to customer request

Standard

- ZR/2ZR
- RSR/2RSR





Special solutions


- DU/DDU
- multiple lips
- labyrinth seal
- three-piece

Inner ring according to customer request

Bore

- diameter
 - taper
 - interlocking
 - notch
 - thread
- Ring width





Single Row Special Ball Bearings

80mm ... 180mm OD in NEUWEG-design,
6211 – 6220 and 6310 – 6317
in all standard-versions,
for applications in

- ELECTRIC MOTORS
- ALL KIND OF TRANSMISSIONS
- CLUTCHES
- MACHINE-TOOL INDUSTRY
- CONVEYOR EQUIPMENT
- COMMON MECHANICAL ENGINEERING
- VEHICLE CONSTRUCTION
(AUTOMOTIVE, HARVESTING MASCHINES)

Double Row Standard Ball Bearings

30mm...180mm OD (deep groove, angular contact, self aligning ball bearings, variants) in NEUWEG-design, for applications

Deep groove ball bearings in

VENTILATORS, WHEEL BEARINGS, BELT TENSIONERS

Angular contact ball bearings in

TRANSMISSIONS, PUMPS, COMPRESSORS, INCREMENTAL ENCODER, TACHOMETERS, WHEEL BEARINGS, AUTOMOTIVE INDUSTRY, BELT TENSIONERS, MAST GUIDE ROLLERS

Self aligning ball bearings in

HARVESTING MACHINES, ROLLS, VENTILATORS, BLOWERS, TEXTILE MACHINES, WOOD WORKING MACHINES



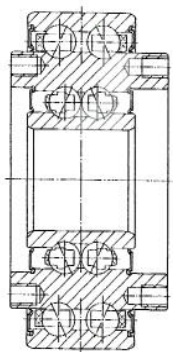
Deep groove ball bearing



Angular contact ball bearing



Self aligning ball bearing

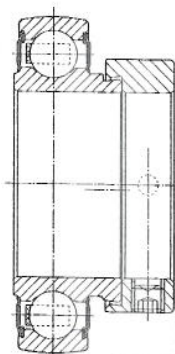


Example

Double Row Special Bearings

Example for application is a double row clutch bearing internally designed based on standard bearing or new designs

- ELECTROMAGNETIC CLUTCHES (MODEL)
- LINEAR GUIDANCES, WIRE STRAIGHTENING MACHINES
- ALL KIND OF TENSIONERS
- HOISTING EQUIPMENT, CONVEYOR SYSTEMS
- CHAIN ROLLERS, SUPPORT ROLLERS
- ROPE SHEAVES
- WOOD-WORKING MACHINES
- SUPPORT ROLLERS FOR ARC CONVEYORS




Self Lubes

For harvesting machines (special design, capability in dirty environments and for high-pressure cleaning)

- AGRICULTURAL MACHINERY
- HOUSING BEARING UNITS
- CONVEYORS EQUIPMENT
- IDLERS
- CHAIN CONVEYORS
- VENTILATORS



PRODUCTION PROGRAMME



Basis types	Open	ZR	2ZR	RSR	2RSR	N NR	K	TNG-cage	J-cage	C2 C3
1201 – 1203	✘							✘	●	✘
1204 – 1213	✘						✘	✘	●	✘
1214	●						●	●	●	●
1215	✘						✘	✘	●	✘
1302 – 1303	✘							✘	●	✘
1304 – 1311	✘						✘	✘	●	✘
1312	✘						✘		✘	✘
2201 – 2203	✘				✘			✘	●	✘
2204 – 2212	✘				✘		✘	✘	●	✘
2213	✘						✘	✘	●	✘
2302 – 2303	✘				✘			✘	●	✘
2304	✘						✘		✘	✘
2304					✘			✘		✘
2305 – 2313	✘				✘		✘	✘	●	✘
2314	✘						✘		✘	✘
11204 – 11212	✘							✘	●	✘
11305 – 11310	✘							✘	●	✘
11504 – 11510	✘							✘	●	✘
3200B – 3214B	✘	✘	✘	✘	✘	✘		✘		✘
3302B – 3313B	✘	✘	✘	✘	✘	✘		✘		✘
3200 – 3214	●					●			●	●
3302 – 3313	●					●			●	●
3314	✘					✘			✘	✘
LB3200B – LB3207B			✘		✘			✘		
LZ3200B – LZ3207B			✘		✘			✘		
4200 – 4218	✘							✘	●	✘
4302 – 4315	✘							✘	●	✘

Customer Designed Single Row

60-series	●	●	●	●	●	●	●	●	●	●
62-series	●	●	●	●	●	●	●	●	●	●
63-series	●	●	●	●	●	●	●	●	●	●
160-series	●	●	●	●	●	●	●	●	●	●

- ✘ Variants on request
- ✘ Standard
- Standard on request

