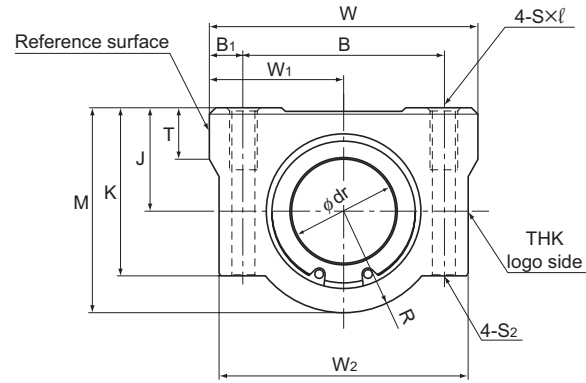
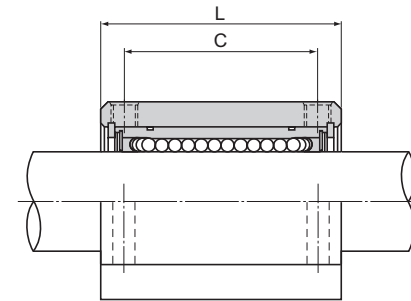


Models SC6 to 30



Models SC6 to 30



Unit: mm

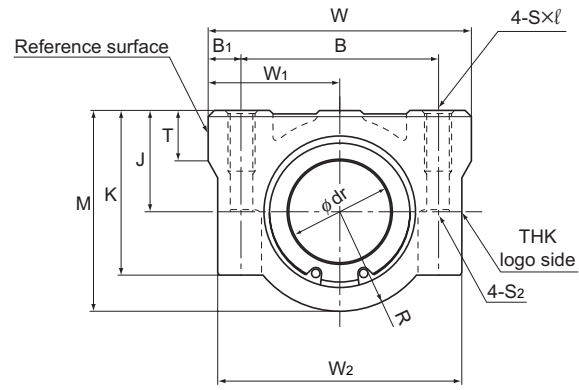
Model No.	Outer dimensions			LM casing dimensions													Model No. of Linear Bushing to be combined	Basic load rating		Unit Mass g
	Height M	Width W	Length L	Mounting hole position			Tap S×ℓ	Through bolt model No., S ₂	Center height J ±0.02	W ₁ ±0.02	K	W ₂	T	R	Inscribed bore diameter			C	C ₀	
				B	B ₁	C									dr	Tolerance				
																		N	N	
SC 6UU	18	30	25	20	5	15	M4×8	M3	9	15	15	28	6	9	6	0 -0.009	LM6UU	206	265	34
SC 8UU	22	34	30	24	5	18	M4×8	M3	11	17	18	32	6	11	8		LM8UU	265	402	52
SC 10UU	26	40	35	28	6	21	M5×12	M4	13	20	22	37	8	13	10		LM10UU	373	549	92
SC 12UU	29	42	36	30.5	5.75	26	M5×12	M4	15	21	25	39	8	14	12		LM12UU	412	598	102
SC 13UU	30	44	39	33	5.5	26	M5×12	M4	15	22	26	41	8	15	13		LM13UU	510	775	123
SC 16UU	38.5	50	44	36	7	34	M5×12	M4	19	25	35	46	9	19.5	16		LM16UU	775	1180	189
SC 20UU	42	54	50	40	7	40	M6×12	M5	21	27	36	52	11	21	20	0 -0.010	LM20UU	863	1370	237
SC 25UU	51.5	76	67	54	11	50	M8×18	M6	26	38	41	68	12	25.5	25		LM25UU	980	1570	555
SC 30UU	59.5	78	72	58	10	58	M8×18	M6	30	39	49	72	15	29.5	30		LM30UU	1570	2750	685

Note) Since this model contains a synthetic resin retainer, do not use it at temperature exceeding 80°C.
A stainless steel Linear Bushing model LM-MG, which is highly corrosion resistant, can also be incorporated at your request.

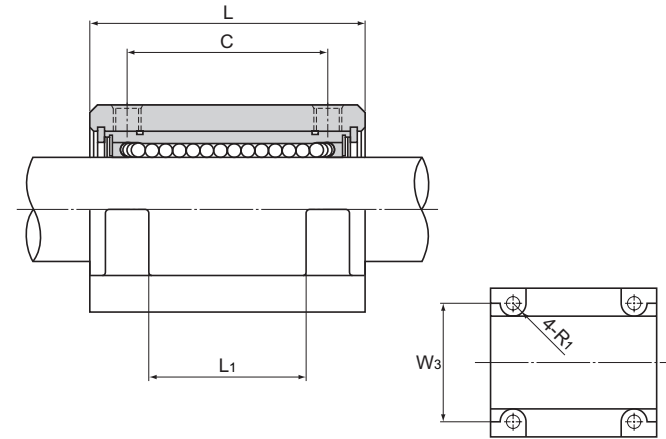
Example of Model Number for Use in Combination with Linear Bushing Units

Linear Bushing to be combined	Example of model No.	
Both end attached with seal	SC 13UU	Standard stock
Without seal	SC 13	Build to order
Made of stainless steel; both end attached with seal	SC 13MUU	Build to order

Models SC35 to 50



Models SC35 to 50



Linear Bushing

Unit: mm

Model No.	Outer dimensions			LM casing dimensions																	Model No. of Linear Bushing to be combined	Basic load rating		Unit Mass g	
	Height M	Width W	Length L	Mounting hole position			Tap S×l	Through bolt model No., S ₂	Center height J ±0.02	W ₁ ±0.02	K	W ₂	W ₃	L ₁	T	R	R ₁	Inscribed bore diameter		C		C ₀			
				B	B ₁	C												dr	Tolerance				N		N
																							0		-0.012
SC 35UU	68	90	80	70	10	60	M8×18	M6	34	45	54	85	60	42	18	34	5	35	LM35UU	1670	3140	1100			
SC 40UU	78	102	90	80	11	60	M10×25	M8	40	51	62	96	80	44	20	38	8	40	LM40UU	2160	4020	1600			
SC 50UU	102	122	110	100	11	80	M10×25	M8	52	61	80	116	100	64	25	50	8	50	LM50UU	3820	7940	3350			

Note) Since this model contains a synthetic resin retainer, do not use it at temperature exceeding 80°C.
 A stainless steel Linear Bushing model LM-MG, which is highly corrosion resistant, can also be incorporated at your request.
 (Model SC50 does not include a stainless type.)

Example of Model Number for Use in Combination with Linear Bushing Units

Linear Bushing to be combined	Example of model No.	
Both end attached with seal	SC 40UU	Standard stock
Without seal	SC 40	Build to order
Made of stainless steel; both end attached with seal	SC 40MUU	Build to order