Single row track rollers - *cylindrical and spherical*

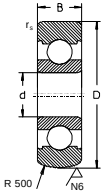

LR ... : Cylindrical outer diameter

LR ... B : Spherical outer diameter

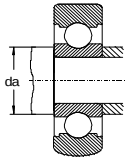

Cages and shields

- **Available**
- **Feasible** (minimum quantity)
- **Out of program**

d	Dimensions D	Dimensions B	r_s min	Designation	Limiting speeds rpm x 1'000 Oil	Limiting speeds Grease	Limiting speeds Contact seals	Basic load ratings Dyn. Cr kN	Basic load ratings Stat. Cor kN	Balls	Abutment dimensions da min mm	Mass ~ gr	Designation	Cage Y Open	Cage Y Shields Z	Cage Y Shields 2Z	Cage Y Shields RSR	Cage Y Shields 2RSR	Cage Y Shields RSF	Cage Y Shields 2RSF	Cage Y Shields RSV	Cage Y Shields 2RSV	Cage T9H Open	Cage T9H Shields Z	Cage T9H Shields 2Z	Cage T9H Shields RSR	Cage T9H Shields 2RSR	Cage T9H Shields RSF	Cage T9H Shields 2RSF	Cage T9H Shields RSV	Cage T9H Shields 2RSV
mm / inch	mm / inch	mm / inch	mm / inch								mm / inch																				
4 / .157	13 / .512	4 / .157	0.2 / .008	**LR604**	46	39	26	0.95	0.34	7x5/64"	5.0 / .197	10	**LR604**																		
	13 / .512	4 / .157	0.2 / .008	**LR604B**	46	39	26	0.95	0.34	7x5/64"	5.0 / .197	10	**LR604B**																		
5 / .197	16 / .630	5 / .197	0.2 / .008	**LR605**	40	33	22	1.73	0.67	7x7/64"	6.4 / .252	10	**LR605**																		
	16 / .630	5 / .197	0.2 / .008	**LR605B**	40	33	22	1.73	0.67	7x7/64"	6.4 / .252	10	**LR605B**																		
6 / .236	19 / .748	6 / .236	0.3 / .012	**LR606**	43	36	20	1.61	0.72	9x3/32"	8.0 / .315	10	**LR606**	■	■	■	■	■													
	19 / .748	6 / .236	0.3 / .012	**LR606B**	43	36	20	1.61	0.72	9x3/32"	8.0 / .315	10	**LR606B**	■	■	■	■	■													
7 / .276	22 / .866	6 / .236	0.3 / .012	**LR607**	38	32	22	2.46	1.05	8x1/8"	9.0 / .354	10	**LR607**	■	■	■	■	■	■	■	■	■	■	■	■	■	■	■	■	■	■
	22 / .866	6 / .236	0.3 / .012	**LR607B**	38	32	22	2.46	1.05	8x1/8"	9.0 / .354	10	**LR607B**	■	■	■	■	■	■	■	■	■	■	■	■	■	■	■	■	■	■
8 / .315	24 / .945	7 / .276	0.3 / .012	**LR608**	36	30	20	3.28	1.36	7x5/32"	10.0 / .394	20	**LR608**	■	■	■	■	■	■	■			■	■	■	■	■	■	■		
	24 / .945	7 / .276	0.3 / .012	**LR608B**	36	30	20	3.28	1.36	7x5/32"	10.0 / .394	20	**LR608B**	■	■	■	■	■	■	■			■	■	■	■	■	■	■		
10 / .394	28 / 1.102	8 / .315	0.3 / .012	**LR6000**	34	28	18	4.58	1.97	7x3/16"	12.0 / .472	20	**LR6000**	■	■	■	■	■	■	■	■	■	■	■	■	■	■	■	■	■	■
	28 / 1.102	8 / .315	0.3 / .012	**LR6000B**	34	28	18	4.58	1.97	7x3/16"	12.0 / .472	20	**LR6000B**	■	■	■	■	■	■	■	■	■	■	■	■	■	■	■	■	■	■
	32 / 1.260	9 / .354	0.6 / .024	**LR200**	32	26	17	5.97	2.63	7x7/32"	14.0 / .551	50	**LR200**	■	■	■	■	■					■	■	■	■	■				
	32 / 1.260	9 / .354	0.6 / .024	**LR200B**	32	26	17	5.97	2.63	7x7/32"	14.0 / .551	50	**LR200B**	■	■	■	■	■					■	■	■	■	■				

Copyright by WIB 2000

Single row track rollers - *cylindrical and spherical*

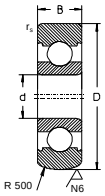

LR ... : Cylindrical outer diameter

LR ... B : Spherical outer diameter

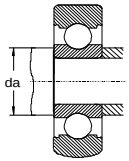

Cages and shields

- **Available**
- **Feasible** (minimum quantity)
- **Out of program**

d	Dimensions D	Dimensions B	r_s min	Designation	Limiting speeds rpm x 1'000 Oil	Limiting speeds Grease	Limiting speeds Contact seals	Basic load ratings Dyn. Cr kN	Basic load ratings Stat. Cor kN	Balls	Abutment dimensions da min mm	Abutment dimensions da min inch	Mass ~ gr	Designation	Cage Y Shields Open	Cage Y Z	Cage Y 2Z	Cage Y RSR	Cage Y 2RSR	Cage Y RSF	Cage Y 2RSF	Cage Y RSV	Cage Y 2RSV	Cage T9H Shields Open	Cage T9H Z	Cage T9H 2Z	Cage T9H RSR	Cage T9H 2RSR	Cage T9H RSF	Cage T9H 2RSF	Cage T9H RSV	Cage T9H 2RSV
	mm / inch																															
12 .472	30 1.181	8 .315	0.3 .012	**LR6001**	32	26	17	5.10	2.37	8x3/16"	14.0 .551	28.0 1.102	30	**LR6001**	■	■	■	■	■	■	■			■	■	■	■	■	■	■		
	30 1.181	8 .315	0.3 .012	**LR6001B**	32	26	17	5.10	2.37	8x3/16"	14.0 .551	28.0 1.102	30	**LR6001B**	■	■	■	■	■	■	■			■	■	■	■	■	■	■		
	35 1.378	10 .394	0.6 .024	**LR201**	30	24	15	6.89	3.09	7x6mm	16.0 .630	31.0 1.220	50	**LR201**	■	■	■	■	■					■	■	■	■	■				
	35 1.378	10 .394	0.6 .024	**LR201B**	30	24	15	6.89	3.09	7x6mm	16.0 .630	31.0 1.220	50	**LR201B**	■	■	■	■	■					■	■	■	■	■				
15 .591	35 1.378	9 .354	0.3 .012	**LR6002**	30	24	14	5.59	2.84	9x3/16"	17.0 .669	33.0 1.299	50	**LR6002**	■	■	■							■	■	■						
	35 1.378	9 .354	0.3 .012	**LR6002B**	30	24	14	5.59	2.84	9x3/16"	17.0 .669	33.0 1.299	50	**LR6002B**	■	■	■							■	■	■						
	40 1.575	11 .433	0.6 .024	**LR202**	26	20	13	*7.73*	*3.76*	8x6mm	19.0 .748	36.0 1.417	70	**LR202** *										■	■	■						
	40 1.575	11 .433	0.6 .024	**LR202B**	26	20	13	*7.73*	*3.76*	8x6mm	19.0 .748	36.0 1.417	70	**LR202B** *										■	■	■						
17 .669	40 1.575	10 .394	0.3 .012	**LR6003**	28	22	13	6.00	3.25	10x3/16"	19.0 .748	38.0 1.496	70	**LR6003**	■	■	■	■	■	■	■			■	■	■	■	■	■	■		
	40 1.575	10 .394	0.3 .012	**LR6003B**	28	22	13	6.00	3.25	10x3/16"	19.0 .748	38.0 1.496	70	**LR6003B**	■	■	■	■	■	■	■			■	■	■	■	■	■	■		

* Version available with J cage

Copyright by WIB 2000